

Appendix IV: Company Profiles

Acosta Sales and Marketing
(Acosta, Inc.)

Acosta Sales and Marketing

Legal Name of Company Identified in WHD Data: Acosta, Inc.

Company Headquarters: Jacksonville, Florida

Industry: Marketing

Company Overview: Acosta Sales and Marketing is the leading sales and marketing agency in consumer packaged goods across the United States and Canada. Services offered by the company include: headquarter sales, integrated marketing solutions, retail services, and order-to-cash process outsourcing.

Total Federal Contract Dollars 2012: \$44.6 million

Main Contracting Agencies: Department of Defense

Primary Nature of Federal Contracts: Sells beverages, dairy foods, eggs, other food items to the Department of Defense.

Acosta, Inc.

An investigation by the U.S. Department of Labor's Wage and Hour Division resulted in the payment of \$109,512 in back wages owed to 268 employees of Acosta. The investigation found that the company had erroneously misclassified several positions as exempt and they had failed to keep an accurate record of hours worked for the employees who had erroneously been classified as exempt. Civil money penalties of \$58,960 were assessed against Acosta for repeated violations.



Search input field

Search

Prime Award Advanced Search Sub-award Advanced Search

NOTE: You must click here for very important D&B information.

Prime Award Spending Data

View Sub-award Data

FY 2012 Submit

Filters: FY 2012 Contractor: Acosta INC. Clear All

By Agency By Prime Awardee By Location

Report Data Issues

View: Expanded Summary Go

Jump to: All Spending Data | Contracts Data Only | Assistance Data Only | Export

Total Dollars: \$44,570,656	Number of Transactions: 151	Total Sub-Award Dollars: \$0	Number of Sub-Award Reports: 0
---------------------------------------	---------------------------------------	----------------------------------------	------------------------------------------

All Spending Data

ACOSTA INC.

Top 5 Prime Award Recipient Locations (States)

1. Florida	\$43,376,777	
2. Virginia	\$1,193,879	

Top 5 Prime Award Major Agencies

1. Department of Defense	\$44,570,656	
--------------------------	--------------	--

Top 5 Prime Award Sub Agencies

1. Defense Commissary Agency (Deca)	\$42,927,088	
2. Department of the Navy	\$1,353,005	
3. Defense Logistics Agency	\$290,562	

Top 10 Prime Awards in FY2012

1. Contract: Department of Defense 1206 Beverages, Nonalcoholic	\$4,801,198	
2. Contract: Department of Defense 1209 Dairy Foods and Eggs	\$4,797,573	
3. Contract: Department of Defense 1209 Beverages, Nonalcoholic	\$4,463,333	
4. Contract: Department of Defense 1203 Beverages, Nonalcoholic	\$4,197,216	
5. Contract: Department of Defense 1212 Beverages, Nonalcoholic	\$4,000,858	
6. Contract: Department of Defense 1206 Dairy Foods and Eggs	\$2,358,945	
7. Contract: Department of Defense 1209 Food, Oils and Fats	\$2,251,891	
8. Contract: Department of Defense 1212 Special Dietary Foods and Food Specialty Preparations	\$2,213,138	
9. Contract: Department of Defense 1209 Special Dietary Foods and Food Specialty Preparations	\$2,016,644	
10. Contract: Department of Defense 1206 Food, Oils and Fats	\$1,982,317	

Contracts Data Only

Top 5 Prime Award Type of Contracts Used

1. Firm Fixed Price	\$43,545,549	
2. Fixed Price with Economic Price Adjustment	\$1,025,107	

Top 5 Prime Award Contractors

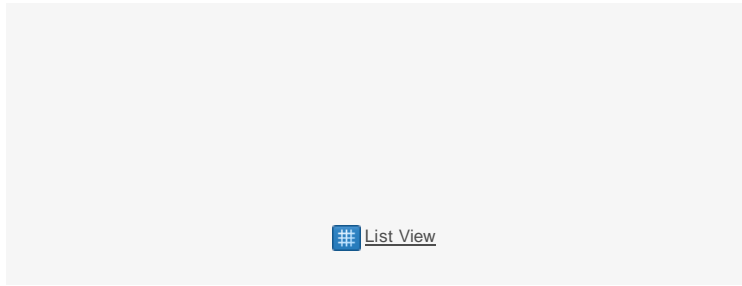
1. Acosta INC.	\$44,570,656	
----------------	--------------	--

Top 5 Prime Award Products or Services Sold

1. Beverages, Nonalcoholic	\$19,521,854	
2. Dairy Foods and Eggs	\$8,178,171	
3. Special Dietary Foods and Food	\$8,106,300	

	Specialty Preparations		
4.	Food, Oils and Fats	\$5,736,023	
5.	Sugar, Confectionery, and Nuts	\$1,352,271	

Competition



* Click on the pie chart slice or the corresponding legend text for Completed/Not Completed Dollars to drill down more into "Dollars by Competition Type"

Prime Awards Timeline

- Contracts
- Grants
- Direct Payments
- Insurance
- Loans and Guarantees
- Others

[List View](#)

All prime award data as reported by agencies. The assistance prime award data includes agency submissions as of 11/21/2013 and the contracts prime award data includes procurement data downloaded from FPDS as of 11/22/2013. Please note that availability of DOD contracts prime award data is delayed by 90 days to protect operations tempo. All Sub-award data is based on prime award submissions from FSRS, for sub-contracts as of 11/21/2013 and for sub-grants as of 11/21/2013. For more information about the data, data sources, and data timeliness, please see [Learn](#).

The quality procurement data is maintained by the federal agencies by annual verification and validation of their data in FPDS. For more information on how the quality is maintained and what the government is doing in ensuring the quality please see [PDF](#).

[About](#) | [Opportunities](#) | [FAQs](#) | [Feedback](#) | [Accessibility](#) | [Privacy Policy](#) | [Disclaimer](#)



Aegion Corporation
(Insituform Technologies USA, Inc.)

Aegion Corporation

Name of Company Identified in OSHA Data: Insituform Technologies USA, Inc.

Company Headquarters: St. Louis, Missouri

Industry: Infrastructure protection and shielding

Company Overview: Aegion Corporation provides sewer, drinking water, energy, and mining pipeline rehabilitation and corrosion protection; and the strengthening of bridges, tunnels, buildings, waterfront, metal and concrete structures. Insituform is a subsidiary of Aegion and is a provider of trenchless technologies for gravity and pressure pipelines.

Total Federal Contract Dollars 2012: \$10 million

Main Contracting Agencies: Department of Defense

Primary Nature of Federal Contracts: Providing architect and engineering services.

Insituform Technologies USA, Inc.

OSHA issued 11 willful citations against the company for a total fine of \$808,250 in 2002 after two employees drowned in more than a foot of watery sewage while working on an older sewer line. Experts believe the workers accidentally released hydrogen sulfide, a byproduct of sewage, and collapsed after being overcome by the fumes. Five workers were overcome by the fumes when they tried to rescue the collapsed employees. According to witnesses, neither of the two employees who drowned was wearing a respirator or hooked up to any type of rescue line to pull them to safety in the event of an emergency. OSHA found that the employees were not properly trained in confined space safety and rescue. At the time this violation was believed to be the highest ever OSHA penalty issued in Iowa.



Search

Prime Award Advanced Search Sub-award Advanced Search
 NOTE: You must click [here](#) for very important D&B information.

Prime Award Spending Data

[View Sub-award Data](#)

FY 2012

Filters: **FY 2012** Contractor: **Aegion Corporation**

By Agency By Prime Awardee By Location

Report Data Issues

View: **Expanded Summary**

Jump to: [All Spending Data](#) | [Contracts Data Only](#) | [Assistance Data Only](#)

Total Dollars: \$10,029,200	Number of Transactions: 25	Total Sub-Award Dollars: \$0	Number of Sub-Award Reports: 0
---------------------------------------	--------------------------------------	----------------------------------------	------------------------------------------

All Spending Data

Aegion Corporation

Top 5 Prime Award Recipient Locations (States)

1. California	\$9,827,360	
2. Ohio	\$123,258	
3. Virginia	\$63,077	
4. Georgia	\$15,505	

Top 5 Prime Award Major Agencies

1. Department of Defense	\$9,926,700	
2. Department of Transportation	\$100,000	
3. Department of Veterans Affairs	\$2,500	
4. General Services Administration	\$0	

Top 5 Prime Award Sub Agencies

1. Department of the Navy	\$9,826,523	
2. Pipeline and Hazardous Materials Safety Administraton	\$100,000	
3. Department of the Army	\$79,244	
4. Department of the Air Force	\$24,095	
5. Department of Veterans Affairs	\$2,500	

Top 10 Prime Awards in FY2012

1. Contract: Department of Defense 0013 Architect and Engineering- General: Landscaping, Interior Layout, and Designing	\$3,888,586	
2. Contract: Department of Defense 0014 Architect and Engineering- General: Other	\$2,004,077	
3. Contract: Department of Defense 0010 Architect and Engineering- General: Other	\$1,902,849	
4. Contract: Department of Defense 0011 Architect and Engineering- General: Other	\$1,826,455	
5. Contract: Department of Defense 0012 Architect and Engineering- General: Other	\$205,393	
6. Contract: Department of Transportation DTPH56TD0004 R&d- General Science/Technology: Engineering (Basic Research)	\$100,000	
7. Contract: Department of Defense W52P1J09F0009 Support- Professional: Other	\$66,239	
8. Contract: Department of Defense FA810112M0048 Repair or Alteration of Other Utilities	\$24,095	
9. Contract: Department of Defense W912JF12P0157 Maintenance of Water Supply Facilities	\$13,005	
10. Contract: Department of Veterans Affairs VA25612P0839 Support- Professional: Other	\$2,500	

Contracts Data Only

Top 5 Prime Award Type of Contracts Used

1. Firm Fixed Price	\$10,032,362	
2. Cost Plus Fixed Fee	\$-3,161	

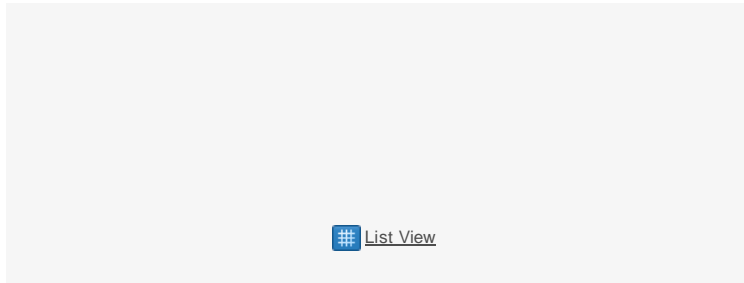
Top 5 Prime Award Contractors

1. Aegion Corporation	\$10,029,200	
-----------------------	--------------	--

Top 5 Prime Award Products or Services Sold i

1.	Architect and Engineering- General: Other	\$5,937,937	
2.	Architect and Engineering- General: Landscaping, Interior Layout, and Designing	\$3,888,586	
3.	R&d- General Science/Technology: Engineering (Basic Research)	\$100,000	
4.	Support- Professional: Other	\$68,739	
5.	Repair or Alteration of Other Utilities	\$24,095	

Competition



* Click on the pie chart slice or the corresponding legend text for Competed/Not Competed Dollars to drill down more into "Dollars by Competition Type"

Prime Awards Timeline

- Contracts
- Grants
- Direct Payments
- Insurance
- Loans and Guarantees
- Others

List View

All prime awardee data as reported by agencies. The assistance prime awardee data includes agency submissions as of 11/21/2013 and the contracts prime awardee data includes procurement data downloaded from FPDS as of 11/22/2013. Please note that availability of DOD contracts prime awardee data is delayed by 90 days to protect operations tempo. All Sub-awardee data is based on prime awardee submissions from FSRS, for sub-contracts as of 11/21/2013 and for sub-grants as of 11/21/2013. For more information about the data, data sources, and data timeliness, please see [Learn](#).

The quality procurement data is maintained by the federal agencies by annual verification and validation of their data in FPDS. For more information on how the quality is maintained and what the government is doing in ensuring the quality please see [PDF](#).

[About](#) | [Opportunities](#) | [FAQs](#) | [Feedback](#) | [Accessibility](#) | [Privacy Policy](#) | [Disclaimer](#)



**All Parent and Subsidiary Violations 2007-2012 contained in
Department of Labor enforcement data for Wage and Hour
Division and Occupational Safety and Health
Administration**

Occupational Safety and Health Administration (OSHA) Enforcement Data

InspectionID	CaseClosedDate	EstablishmentName	SumOfInitialPenalties	SumOfCurrentPenalties
115096976	2007-07-26	INSITUFORM TECHNOLOGIES USA, INC.	\$808,250.00	\$733,750.00
307189126	2010-03-31	CORRPRO COMPANIES, INC	\$22,170.00	\$12,000.00
312679319	2011-07-15	CORRPRO COMPANIES	\$19,060.00	\$900.00
313640575	2011-08-17	BRINDERSON ENGINEERS & CONSTRUCTORS	\$18,000.00	\$550.00
315496653		CORRPRO COMPANIES, INC.	\$12,000.00	\$3,500.00
311478929	2010-12-13	INSITUFORM INC.	\$6,000.00	\$3,000.00
314159203	2011-03-23	INSITUFORM TECHNOLOGIES INC	\$3,500.00	\$2,450.00
312976921	2009-12-04	FIBRWRAP CONSTRUCTION, INC.	\$3,000.00	\$3,000.00
313113318	2009-09-08	INSITUFORM TECHNOLOGIES INC	\$2,100.00	\$300.00
309729812	2008-04-04	CORRPRO COMPANIES, INC.	\$1,950.00	\$1,270.00
314355454	2010-05-20	INSITUFORM TECHNOLOGIES, INC.	\$1,650.00	\$0.00
310249966	2007-05-04	BAYOU COATING, LLC	\$700.00	\$420.00
307397745		FIBRWRAP CONSTRUCTION, INC.	\$700.00	\$700.00
Total	13 violations		\$899,080.00	\$761,840.00

Wage and Hour Division (WHD) Compliance Action Data

case_id	trade_nm	legal_name	bw_atp_amt	ee_atp_cnt	findings_start_date	findings_end_date
	1563075	Corrpro				
		Corrpro Companies, Inc.		\$0.00	0	4/30/2008 4/29/2010
Total	1 violation		\$0.00	0		

Americold
(Americold Logistics LLC)

Americold

Name of Company Identified in OSHA Data: Americold Logistics LLC

Company Headquarters: Atlanta, Georgia

Industry: Warehousing and Logistics

Company Overview: Americold owns and operates over 182 temperature-controlled warehouses in the United States, Australia, New Zealand, China, Argentina, and Canada. Americold's warehouses are a supply chain that connects food producers, processors, distributors, and retailers to the end consumer. The company averages more than \$1 billion in annual revenue and employees over 5,000 people.

Total Federal Contract Dollars: \$8.1 million

Main Contracting Agencies: Department of Agriculture

Primary Nature of Federal Contracts: The Department of Agriculture contracts with Americold for transportation and relocation services.

Americold Logistics LLC

The Oregon Department of Consumer and Business Services, Occupational Safety and Health Division fined Americold Logistics a total of \$740,400 for extensive safety and health violations found during a Sept. 16, 2009 inspection at the company's Milwaukie facility. Oregon OSHA found that by not having proper safeguards in place to contain ammonia, the company was putting workers in serious danger of injury or death due to a major chemical release or explosion.

The company was cited for 10 willful violations, four serious repeat violations, and 22 other serious violations. The bulk of the violations were related to the company's system for handling the hazardous chemical anhydrous ammonia, which is common in commercial warehouses and can be explosive. Ammonia can also cause severe alkaline chemical burns to skin, eyes, and the respiratory system. If a chemical leak occurs, ammonia released from such a system will expand rapidly, making it difficult to contain.



Search

Prime Award Advanced Search Sub-award Advanced Search

NOTE: You must click here for very important D&B information.

Prime Award Spending Data

View Sub-award Data

FY 2012 Submit

Filters: FY 2012 Contractor: Americold Services L.L.C. Clear All

By Agency By Prime Awardee By Location

Report Data Issues

View: Expanded Summary Go

Jump to: All Spending Data | Contracts Data Only | Assistance Data Only Export

Total Dollars: \$8,112,532	Number of Transactions: 35	Total Sub-Award Dollars: \$0	Number of Sub-Award Reports: 0
--------------------------------------	--------------------------------------	----------------------------------------	------------------------------------------

All Spending Data

AMERICOLD SERVICES L.L.C.

Top 5 Prime Award Recipient Locations (States)

1. Georgia	\$8,112,532	
------------	-------------	--

Top 5 Prime Award Major Agencies

1. Department of Agriculture	\$8,112,532	
------------------------------	-------------	--

Top 5 Prime Award Sub Agencies

1. Farm Service Agency	\$8,112,532	
------------------------	-------------	--

Top 10 Prime Awards in FY2012

1. Contract: Department of Agriculture AGDPD0700020013 Transportation/Travel/Relocation- Transportation: Motor Freight	\$4,900,000	
2. Contract: Department of Agriculture AGDPD0700030013 Transportation/Travel/Relocation- Transportation: Motor Freight	\$3,100,000	
3. Contract: Department of Agriculture AGDPD0700020013 Transportation/Travel/Relocation- Transportation: Motor Freight	\$1,575,000	
4. Contract: Department of Agriculture AGDPD0700020014 Transportation/Travel/Relocation- Transportation: Motor Freight	\$1,378,000	
5. Contract: Department of Agriculture AGDPD0700030013 Transportation/Travel/Relocation- Transportation: Motor Freight	\$1,100,000	
6. Contract: Department of Agriculture AGDPD0700030014 Transportation/Travel/Relocation- Transportation: Motor Freight	\$927,000	
7. Contract: Department of Agriculture AGDPD0700030013 Transportation/Travel/Relocation- Transportation: Motor Freight	\$0	
8. Contract: Department of Agriculture AGDPD0700020013 Transportation/Travel/Relocation- Transportation: Motor Freight	\$0	
9. Contract: Department of Agriculture AGDPD0700030003 Transportation/Travel/Relocation- Transportation: Motor Freight	\$0	
10. Contract: Department of Agriculture AGDPD0700020002 Transportation/Travel/Relocation- Transportation: Motor Freight	\$0	

Contracts Data Only

Top 5 Prime Award Type of Contracts Used

1. Firm Fixed Price	\$8,112,532	
---------------------	-------------	--

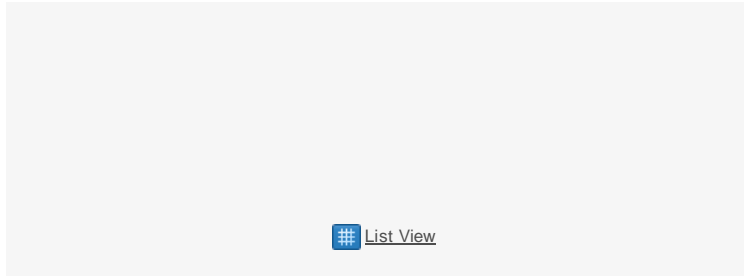
Top 5 Prime Award Contractors

1. Americold Services L.L.C.	\$8,112,532	
------------------------------	-------------	--

Top 5 Prime Award Products or Services Sold i

1. Transportation/Travel/Relocation- Transportation: Motor Freight	\$8,112,532	
-----------------------------------------------------------------------	-------------	--

Competition



* Click on the pie chart slice or the corresponding legend text for Competed/Not Competed Dollars to drill down more into "Dollars by Competition Type"

Prime Awards Timeline

- Contracts
- Grants
- Direct Payments
- Insurance
- Loans and Guarantees
- Others

List View

All prime award data as reported by agencies. The assistance prime award data includes agency submissions as of 11/21/2013 and the contracts prime award data includes procurement data downloaded from FPDS as of 11/22/2013. Please note that availability of DOD contracts prime award data is delayed by 90 days to protect operations tempo. All Sub-award data is based on prime award submissions from FSRS, for sub-contracts as of 11/21/2013 and for sub-grants as of 11/21/2013. For more information about the data, data sources, and data timeliness, please see [Learn](#).

The quality procurement data is maintained by the federal agencies by annual verification and validation of their data in FPDS. For more information on how the quality is maintained and what the government is doing in ensuring the quality please see [PDF](#).

[About](#) | [Opportunities](#) | [FAQs](#) | [Feedback](#) | [Accessibility](#) | [Privacy Policy](#) | [Disclaimer](#)



**All Parent and Subsidiary Violations 2007-2012 contained in
Department of Labor enforcement data for Wage and Hour
Division and Occupational Safety and Health
Administration**

Occupational Safety and Health Administration (OSHA) Enforcement Data

InspectionID	CaseClosedDate	EstablishmentName	SumOfInitialPenalties	SumOfCurrentPenalties
313477291		AMERICOLD LOGISTICS LLC	\$740,400.00	\$430,300.00
313352189	2011-11-09	AMERICOLD LOGISTICS, LLC	\$189,000.00	\$116,500.00
313350571	2011-02-03	AMERICOLD LOGISTICS, LLC	\$153,000.00	\$103,000.00
312974579	2010-02-16	VERSACOLD	\$151,000.00	\$40,800.00
312222458	2010-07-09	AMERICOLD LOGISTICS	\$117,000.00	\$70,000.00
314733569	2012-04-25	AMERICOLD LOGISTICS, LLC	\$49,700.00	\$43,500.00
314374406	2011-03-08	AMERICOLD LOGISTICS, INC.	\$48,950.00	\$21,487.00
309709061	2007-05-30	AMERICOLD LOGISTICS	\$42,500.00	\$23,500.00
315546366	2011-09-22	AMERICOLD LOGISTICS LLC	\$28,000.00	\$17,150.00
309909497	2008-06-25	AMERICOLD LOGISTICS DBA YUCAIPA GROUP	\$20,075.00	\$20,075.00
310228622	2007-08-31	VERSACOLD LOGISTICS	\$16,500.00	\$4,500.00
312508021	2010-11-29	AMERICOLD LOGISTICS, LLC	\$14,450.00	\$10,410.00
310936133	2008-05-16	AMERICOLD LOGISTICS	\$13,000.00	\$6,500.00
310746094	2007-10-30	AMERICOLD LOGISTICS	\$12,750.00	\$5,525.00
310754403	2008-06-06	AMERICOLD LOGISTICS LLC	\$12,750.00	\$7,678.00
310679170	2007-08-17	AMERICOLD LOGISTICS	\$12,500.00	\$6,250.00
316253194	2012-11-13	AMERICOLD LOGISTICS LLC	\$11,500.00	\$11,500.00
314059155	2011-04-29	AMERICOLD LOGISTICS	\$11,050.00	\$6,630.00
112519996	2007-05-11	AMERICOLD LOGISTICS LLC	\$10,625.00	\$7,225.00
310679428	2007-12-10	AMERICOLD LOGISTICS	\$10,625.00	\$3,400.00
309295012	2009-06-24	AMERICOLD LOGISTICS INC	\$10,575.00	\$4,775.00
309912210		EIMSKIP DBA VERSACOLD LOGISTICS SERVICES	\$10,495.00	\$6,345.00
310878251	2007-08-17	AMERICOLD LOGISTICS	\$9,625.00	\$4,312.50
314475765	2011-06-01	AMERICOLD LOGISTICS, LLC	\$9,000.00	\$3,500.00
313929895	2010-08-10	AMERICOLD LOGISTICS LLC	\$9,000.00	\$9,000.00
307458760	2010-03-18	AMERICOLD LOGISTICS	\$8,935.00	\$5,560.00
311166672	2008-05-14	AMERICOLD LOGISTICS LLC	\$7,500.00	\$5,100.00
314464173	2010-11-03	AMERICOLD LOGISTICS, INC.	\$7,000.00	\$7,000.00
300545258	2011-01-05	AMERICOLD CORPORATION	\$6,375.00	\$3,188.00
314620295	2011-04-01	AMERICOLD LOGISTICS LLC	\$6,000.00	\$4,500.00
310679352	2007-10-30	AMERICOLD LOGISTICS	\$5,950.00	\$1,785.00
126158609	2010-03-18	AMERICOLD LOGISTICS LLC - VICTORVILLE IMC	\$5,750.00	\$300.00
310764121	2008-08-20	ATLAS COLD STORAGE	\$5,625.00	\$2,000.00
311788889	2008-06-30	AMERICOLD LOGISTICS, LLC	\$5,456.00	\$2,728.00
316104868	2011-12-21	AMERICOLD LOGISTICS, LLC	\$5,000.00	\$5,000.00
310567235	2007-06-28	AMERICOLD LOGISTICS	\$5,000.00	\$2,000.00
315740647	2012-05-22	AMERICOLD	\$4,675.00	\$2,805.00
311469357	2010-02-26	AMERICOLD NEBRASKA LEASING, LLC	\$4,500.00	\$1,687.00
309841336	2008-11-19	AMERICOLD LOGISTICS LLC	\$4,500.00	\$2,700.00
316078484	2012-06-18	AMERICOLD DBA COLD CHAIN TRANSPORTATION	\$4,200.00	\$2,520.00
313643686		AMERICOLD VICTORVILLE	\$3,930.00	\$3,930.00
313477283	2010-06-01	AMERICOLD LOGISTICS LLC	\$3,750.00	\$1,700.00
309171833	2007-07-01	VERSACOLD LOGISTICS LLC	\$3,750.00	\$2,100.00
307169466	2007-06-05	VERSACOLD LOGISTICS	\$3,375.00	\$600.00
310495932	2010-01-05	AMERICOLD LOGISTICS	\$2,805.00	\$1,020.00
311408124	2010-01-07	AMERICOLD LOGISTICS	\$2,625.00	\$0.00

315661595	2012-04-13	AMERICOLD REALTY TRUST	\$2,500.00	\$2,500.00
309841427	2008-11-10	AMERICOLD LOGISTICS LLC	\$2,500.00	\$1,750.00
313064487	2009-09-01	AMERICOLD LOGISTICS	\$2,125.00	\$1,062.50
309862423	2007-03-16	AMERICOLD LOGISTICS	\$1,700.00	\$900.00
311274385	2009-03-25	AMERICOLD LOGISTICS, LLC	\$1,500.00	\$1,050.00
315573246	2011-11-30	AMERICOLD	\$1,400.00	\$980.00
314055831	2010-09-24	AMERICOLD LOGISTICS LLC	\$1,375.00	\$687.50
310230255	2007-10-29	VERSACOLD LOGISTICS	\$1,275.00	\$890.00
312506637	2010-01-12	AMERICOLDREALTY	\$1,125.00	\$785.00
314993577	2012-04-25	AMERICOLD LOGISTICS, LLC	\$1,120.00	\$1,120.00
314613225	2011-08-30	AMERICOLD REALTY TRUST	\$1,000.00	\$1,000.00
313352163		AMERICOLD LOGISTICS, LLC	\$1,000.00	\$750.00
314036229	2011-01-06	AMERICOLD LOGISTICS, INC.	\$1,000.00	\$700.00
311665343	2008-01-18	ATLAS COLD STORAGE	\$975.00	\$975.00
311614135	2008-03-07	ATLAS COLD STORAGE	\$956.00	\$500.00
315457531	2011-05-05	AMERICOLD LOGISTICS LLC	\$900.00	\$630.00
309909216	2008-06-25	AMERICOLD LOGISTICS DBA YUCAIPA GROUP	\$600.00	\$600.00
309302529	2009-05-27	VERSACOLD	\$560.00	\$560.00
311247795	2008-02-21	AMERICOLD LOGISTICS	\$500.00	\$500.00
313456378	2010-03-22	AMERICOLD LOGISTICS LLC	\$325.00	\$325.00
311045744	2007-08-24	AMERICOLD LOGISTICS LLC	\$300.00	\$300.00
313068017	2009-04-14	VERSACOLD LOGISTICS SERVICES	\$300.00	\$210.00
125813733	2008-09-30	VERSACOLD LOGISTICS	\$225.00	\$225.00
311702419	2008-10-20	AMERICOLD LOGISTICS LLC	\$210.00	\$210.00
307186072	2009-01-12	VERSACOLD LOGISTICS SERVICES	\$205.00	\$205.00
313641995	2011-06-27	VERSACOLD	\$185.00	\$185.00
312261688	2009-02-13	AMERICOLD LOGISTICS LLC	\$175.00	\$175.00
Total	73 violations		\$1,846,807.00	\$1,061,860.50

Wage and Hour Division (WHD) Compliance Action Data

case_id	trade_nm	legal_name	bw_atp_amt	ee_atp_cnt	findings_st	findings_end_date
1622611	Atlas Logistics Group Retail Services (Rke)	Atlas Logistics Group Retail Services LLC	\$30,000.00		0	5/4/2009 10/7/2010
1466570	Atlas Cold Storage	Atlas Logistics Group Retail Services, LLC	\$0.00		0	1/5/2005 1/4/2007
1495560	Atlas Cold Storage	Atlas Logistics Warehouse	\$0.00		0	6/1/2007 4/1/2008
Total	3 violations		\$30,000.00		0	

AT&T Inc.
(Cingular Wireless, LLC)

AT&T Inc.

Legal Name of Company Identified in WHD Data: Cingular Wireless, LLC

Company Headquarters: Dallas, Texas

Industry: Wireless telecommunications

Company Overview: AT&T is a publicly traded telecommunications corporation. The company provides telecommunication services that include wired and wireless voice and data, broadband internet, and TV and messaging services. AT&T is the 21st largest mobile telecom operator and in 2012 reported revenue of \$127 billion.

Total Federal Contract Dollars 2012: \$620.7 million

Main Contracting Agencies: Department of Defense, Department of Treasury, and Department of Veterans Affairs

Primary Nature of Federal Contracts: Telecommunications and transmission

Cingular Wireless, LLC

The U.S. Department of Labor reached an agreement with Cingular Wireless to pay 25,351 workers employed as customer service representatives \$5.1 million in back wages as a result of alleged violations of the overtime provisions of the Fair Labor Standards Act (FLSA). A total of \$4.7 million was paid to the 22,088 Cingular employees who could be located. An investigation by the department's Wage and Hour Division at the Springfield, Ill. call center found that customer service representatives would begin work prior to the start of their scheduled shift and, on occasion, continued to work after their shift ended. Since the time worked off-the-clock was not recorded, the employees did not receive compensation for it.



Search

Prime Award Advanced Search Sub-award Advanced Search

NOTE: You must click here for very important D&B information.

Prime Award Spending Data

View Sub-award Data

FY 2012 Submit

Filters: FY 2012 Contractor: At&t INC. Clear All

By Agency By Prime Awardee By Location

Report Data Issues

View: Expanded Summary Go

Jump to: All Spending Data | Contracts Data Only | Assistance Data Only | Export

Total Dollars: \$620,649,686	Number of Transactions: 14,891	Total Sub-Award Dollars: \$0	Number of Sub-Award Reports: 0
----------------------------------------	------------------------------------------	----------------------------------------	------------------------------------------

All Spending Data

AT&T INC.

Top 5 Prime Award Recipient Locations (States)

1. Virginia	\$347,312,306	
2. Georgia	\$103,241,833	
3. District of Columbia	\$41,976,033	
4. Maryland	\$36,152,732	
5. Washington	\$34,219,737	

Top 5 Prime Award Major Agencies

1. Department of Defense	\$334,257,423	
2. Department of Treasury	\$79,612,762	
3. Department of Veterans Affairs	\$70,220,445	
4. General Services Administration	\$27,298,643	
5. Department of Homeland Security	\$25,793,560	

Top 5 Prime Award Sub Agencies

1. Defense Information Systems Agency (Disa)	\$155,715,027	
2. Internal Revenue Service	\$75,616,337	
3. Department of the Army	\$72,242,456	
4. Department of Veterans Affairs	\$70,220,445	
5. Department of the Navy	\$61,768,573	

Top 10 Prime Awards in FY2012

1. Contract: Department of Treasury TIRNO09Z000170108 It and Telecom- Telecommunications and Transmission	\$32,127,256	
2. Contract: Department of Treasury TIRNO09Z000170108 It and Telecom- Telecommunications and Transmission	\$15,000,000	
3. Contract: Department of Defense BA01 Adpe System Configuration	\$9,859,434	
4. Contract: Department of Defense BA04	\$9,131,873	
5. Contract: Department of Health and Human Services HHSD2002011F38517 It and Telecom- Other It and Telecommunications	\$6,959,917	
6. Contract: Department of Defense M6785412F4914 It and Telecom- Other It and Telecommunications	\$6,642,751	
7. Contract: Department of Defense C601 Miscellaneous Communication Equipment	\$6,500,000	
8. Contract: Department of Defense MU61 Support- Professional: Engineering/Technical	\$6,451,218	
9. Contract: Department of Defense HC101304C5002 Telephone and-or Communications Ser	\$6,213,725	
10. Contract: Department of Veterans Affairs VA25512F0246 It and Telecom- Telecommunications and Transmission	\$6,156,000	

Contracts Data Only

Top 5 Prime Award Type of Contracts Used

1. Firm Fixed Price	\$496,537,301	
2. Fixed Price with Economic Price Adjustment	\$76,220,174	
3. Time and Materials	\$32,985,635	
4. Labor Hours	\$6,595,953	
5. Not Reported	\$5,627,222	

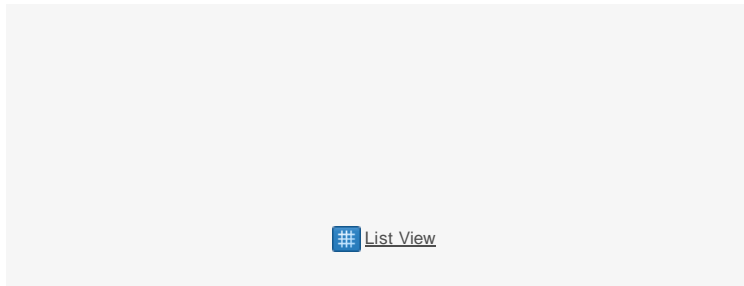
Top 5 Prime Award Contractors

1. At&t INC.	\$620,649,686	
--------------	---------------	--

Top 5 Prime Award Products or Services Sold i

1. It and Telecom- Telecommunications and Transmission	\$234,741,594	
2. It and Telecom- Other It and Telecommunications	\$107,822,682	
3. Support- Professional: Engineering/Technical	\$36,099,930	
4. It and Telecom- Telecommunications Network Management	\$29,545,595	
5. Adpe System Configuration	\$28,962,331	

Competition



* Click on the pie chart slice or the corresponding legend text for Completed/Not Completed Dollars to drill down more into "Dollars by Competition Type"

Prime Awards Timeline

- Contracts
- Grants
- Direct Payments
- Insurance
- Loans and Guarantees
- Others

List View

All prime award data as reported by agencies. The assistance prime award data includes agency submissions as of 11/21/2013 and the contracts prime award data includes procurement data downloaded from FPDS as of 11/22/2013. Please note that availability of DOD contracts prime award data is delayed by 90 days to protect operations tempo. All Sub-award data is based on prime award submissions from FSRS, for sub-contracts as of 11/21/2013 and for sub-grants as of 11/21/2013. For more information about the data, data sources, and data timeliness, please see [Learn](#).

The quality procurement data is maintained by the federal agencies by annual verification and validation of their data in FPDS. For more information on how the quality is maintained and what the government is doing in ensuring the quality please see [PDF](#).

**All Parent and Subsidiary Violations 2007-2012 contained in
Department of Labor enforcement data for Wage and Hour
Division and Occupational Safety and Health
Administration**

Occupational Safety and Health Administration (OSHA) Enforcement Data

Attributed to Parent

InspectionID	CaseClosedDate	EstablishmentName	SumOfInitialPenalties	SumOfCurrentPenalties
120208426	2011-05-03	AT&T	\$34,250.00	\$22,500.00
334054434	2012-09-21	ILLINOIS BELL TELEPHONE, INC.	\$28,050.00	\$15,000.00
315154567	2011-04-18	ILLINOIS BELL TELEPHONE, INC. DBA AT&T ILLINOIS	\$26,000.00	\$16,000.00
120216395		AT & T	\$23,750.00	\$9,750.00
125876078	2010-09-13	SBC	\$23,605.00	\$3,000.00
125876151	2008-07-22	AT AND T WIRELESS	\$23,375.00	\$6,205.00
312776289	2010-08-26	AT&T WEST ROME SERVICE CENTER	\$18,500.00	\$10,500.00
120054580		SBC	\$18,000.00	\$7,500.00
300823168		PACIFIC BELL TELEPHONE COMPANY DBA AT&T	\$15,075.00	\$13,165.00
310798806	2008-01-31	ILLINOIS BELL TELEPHONE COMPANY DBA AT&T ILLINOIS	\$15,000.00	\$12,500.00
310417969	2008-09-04	AT&T NETWORK SERVICES	\$13,440.00	\$13,440.00
125916585	2009-01-09	SBC	\$12,125.00	\$6,250.00
312760010	2011-05-21	AT&T	\$10,125.00	\$1,500.00
300869906	2009-08-29	AT&T	\$7,200.00	\$3,600.00
313940082	2011-12-06	ILLINOIS BELL TELEPHONE COMPANY DBA AT&T ILLINOIS	\$7,000.00	\$7,000.00
125709030	2007-08-02	SBC	\$6,750.00	\$750.00
310061551	2009-04-23	AT&T	\$6,135.00	\$3,300.00
315110247	2011-09-27	AT&T CORP.	\$6,000.00	\$3,000.00
301124020	2010-04-15	AT&T CORP.	\$6,000.00	\$3,000.00
313933962	2010-07-15	AT & T	\$5,850.00	\$2,125.00
301326047	2008-10-23	SBC	\$5,435.00	\$375.00
309910743	2009-07-08	AT&T SERVICES, INC.	\$5,375.00	\$5,375.00
125499491	2009-03-12	PACIFIC BELL	\$5,250.00	\$3,450.00
310847843	2007-09-07	AT&T	\$5,000.00	\$3,500.00
309911030	2009-09-25	AT&T MOBILITY, DIVISION OF AT&T INC.	\$5,000.00	\$300.00
311074686	2011-08-30	PACIFIC BELL DBA AT&T	\$5,000.00	\$0.00
313163818	2011-02-17	PACIFIC BELL TELEPHONE DBA AT&T	\$5,000.00	\$5,000.00
309066496	2007-10-05	SBC-AT&T	\$4,500.00	\$1,000.00
315237180	2011-05-05	AT & T CORP	\$4,400.00	\$3,080.00
309290799	2008-08-13	ILLINOIS BELL DBA AT&T ILLINOIS	\$4,250.00	\$1,400.00
331080176	2011-12-30	AT & T	\$4,000.00	\$4,000.00
120243597	2010-09-13	PACIFIC BELL	\$3,750.00	\$1,875.00
307398933	2008-01-16	AT&T MOBILITY	\$3,600.00	\$2,250.00
310825286		AT & T	\$3,285.00	\$1,375.00
126171024	2007-01-29	PACIFIC BELL	\$3,175.00	\$2,615.00
314303371	2011-07-12	AT&T	\$3,000.00	\$3,000.00
307802033	2007-05-08	SBC	\$2,850.00	\$0.00
312685845	2012-02-15	PACIFIC BELL TELEPHONE COMPANY DBA AT&T CALIFORNIA	\$2,605.00	\$2,420.00
312591837	2009-01-27	AT&T	\$2,500.00	\$2,500.00
312593262	2009-03-23	AT&T	\$2,500.00	\$1,250.00
307398842	2007-11-21	AT&T MOBILITY	\$2,475.00	\$1,350.00
310824479	2008-12-29	AT & T	\$2,430.00	\$2,430.00
314993353		PACIFIC BELL TELEPHONE COMPANY DBA AT&T	\$2,340.00	\$2,340.00
315740852	2012-08-15	AT & T	\$2,295.00	\$0.00
125916577	2008-08-13	SBC	\$2,235.00	\$2,235.00
313890246	2010-01-26	AT&T	\$2,125.00	\$0.00
304480296	2010-08-31	BELLSOUTH	\$2,125.00	\$0.00
311036370	2008-04-21	BELLSOUTH TELECOMMUNICATIONS, INC.	\$2,125.00	\$1,594.00
307398982		AT&T MOBILITY	\$2,025.00	\$2,025.00
312888142	2009-12-31	AT&T MOBILITY LLC DBA AT&T MOBILITY	\$2,000.00	\$2,000.00
120022603	2007-06-01	PACIFIC BELL	\$1,960.00	\$510.00
312214323	2008-11-06	AT & T SOUTHEAST	\$1,875.00	\$1,875.00

313400004	2009-08-25	AT&T TELECOMMUNICATIONS	\$1,875.00	\$1,875.00
311313332	2008-07-17	AT&T	\$1,800.00	\$1,800.00
313728446	2009-11-24	AT&T	\$1,700.00	\$0.00
314840018	2011-03-01	AT&T	\$1,700.00	\$1,360.00
310414610		PACIFIC BELL TELEPHONE CO DBA AT&T NETWORK SVS	\$1,635.00	\$150.00
314011594	2011-11-09	AT&T MOBILITY PR INC	\$1,625.00	\$975.00
313306953	2010-06-01	AT&T SERVICES INC	\$1,600.00	\$800.00
313228918	2011-06-03	AT&T MOBILITY SERVICES LLC	\$1,590.00	\$1,310.00
314463936	2010-07-20	ILLINOIS BELL TELEPHONE COMPANY DBA AT&T ILLINOIS	\$1,500.00	\$0.00
313632150	2010-10-05	AT & T	\$1,500.00	\$1,500.00
315343111	2012-06-05	AT&T	\$1,500.00	\$1,500.00
312163538	2009-06-11	BELLSOUTH DBA AT&T SOUTHEAST	\$1,500.00	\$1,500.00
308851583	2008-02-11	SBC COMMUNICATIONS INC LOCATION SSTC	\$1,500.00	\$1,500.00
308879592	2008-11-12	AT&T	\$1,350.00	\$1,350.00
311661359	2008-06-03	AT&T	\$1,275.00	\$0.00
308933548	2008-09-23	AT & T	\$1,200.00	\$600.00
310285200	2007-01-18	SBC	\$1,200.00	\$600.00
310397898	2007-01-11	BELLSOUTH TELECOMMUNICATIONS, INC.	\$1,138.00	\$1,138.00
313191827	2009-07-29	AT&T	\$1,125.00	\$731.25
311866339	2012-04-09	AT&T LIGHTSPEED CONSTRUCTION	\$1,125.00	\$185.00
310550074	2010-10-20	PACIFIC TELEPHONE COMPANY DBA AT&T	\$1,125.00	\$375.00
310495486	2010-01-13	PACIFIC BELL TELEPHONE COMPANY DBA AT&T CALIFORNIA	\$1,120.00	\$450.00
312436744		PACIFIC BELL TELEPHONE COMPANY DBA AT&T CALIFORNIA	\$1,115.00	\$560.00
125493726	2009-07-20	PACIFIC BELL	\$1,050.00	\$450.00
300843307	2007-10-18	AT & T CORP.(FORMERLY SBC COMMUNICATIONS	\$1,000.00	\$700.00
308946714	2009-07-28	AT&T	\$1,000.00	\$400.00
310409412	2007-05-03	AT&T CORPORATION	\$930.00	\$930.00
120104468	2010-09-13	PACIFIC BELL	\$930.00	\$465.00
120035704	2010-09-13	PACIFIC BELL	\$925.00	\$375.00
308952217	2007-05-15	AT & T	\$875.00	\$0.00
309297778	2008-11-17	AT&T	\$840.00	\$280.00
313384653	2012-03-21	PACIFIC BELL TELEPHONE COMPANY DBA AT&T CALIFORNI	\$800.00	\$0.00
310601208	2009-03-18	AT & T CALIFORNIA	\$750.00	\$0.00
310056254	2009-02-26	AT & T SERVICES, INC	\$750.00	\$300.00
315247098	2011-03-25	AT&T SERVICES INC.	\$750.00	\$500.00
120134721	2008-08-24	PACIFIC BELL	\$750.00	\$750.00
312355407	2009-08-20	PACIFIC BELL DBA AT&T	\$750.00	\$750.00
312432883		PACIFIC BELL TELEPHONE CO.,DBA AT&T CALIFORNIA	\$740.00	\$185.00
313973281	2010-10-07	AT & T MOBILITY	\$700.00	\$700.00
311622666	2009-05-01	BELLSOUTH TELECOMMUNICATIONS, INC. D/B/A AT & T NO	\$700.00	\$525.00
315314435	2011-08-11	PACIFIC BELL COMPANY DBA AT&T CORP	\$675.00	\$0.00
310409024	2008-06-26	AT&T	\$655.00	\$0.00
310199633		AT&T MOBILITY	\$650.00	\$465.00
308950518	2008-10-20	AT & T	\$600.00	\$600.00
119829984	2010-09-13	PACIFIC BELL	\$600.00	\$0.00
310416466	2008-09-03	AT&T	\$560.00	\$560.00
313163826	2010-07-09	AT&T	\$560.00	\$0.00
309299436	2009-05-13	PACIFIC BELL TELEPHONE DBA AT&T	\$560.00	\$375.00
308946045	2007-10-05	AT & T	\$500.00	\$500.00
308880012	2008-06-11	AT&T	\$500.00	\$500.00
112170998	2007-05-14	PACIFIC BELL	\$450.00	\$450.00
300884467	2007-04-30	SBC	\$420.00	\$420.00
310411376	2008-09-04	PACIFIC BELL TELEPHONE COMPANY DBA AT&T	\$375.00	\$375.00
126065630	2007-12-05	PACIFIC BELL TELEPHONE COMPANY DBA AT&T CALIFORNIA	\$375.00	\$375.00
312679731	2010-02-02	PACIFIC BELL TELEPHONE COMPANY DBA AT&T CALIFORNIA	\$375.00	\$375.00

313303406	2010-09-21	AT & T	\$300.00	\$300.00
112230131	2010-08-31	PACIFIC BELL	\$300.00	\$300.00
308966662	2008-10-20	AT & T	\$250.00	\$250.00
312437957		PACIFIC BELL TELEPHONE COMPANY DBA AT&T CALIFORNIA	\$225.00	\$0.00
315156265		ILLINOIS BELL TELEPHONE, INC. DBA AT&T ILLINOIS	\$200.00	\$0.00
311655930	2008-10-28	AT & T CORP.	\$185.00	\$185.00
120280250	2008-07-17	PACIFIC BELL	\$185.00	\$185.00
126117738	2010-09-13	PACIFIC BELL	\$185.00	\$185.00
313168858	2012-02-07	PACIFIC BELL TELEPHONE CO DBA AT&T SERVICES, INC.	\$185.00	\$185.00
306357641	2010-09-13	SBC	\$185.00	\$185.00
309906154	2008-04-01	SBC / AT & T	\$185.00	\$0.00
125725036	2010-09-13	PACIFIC BELL	\$150.00	\$150.00
111893533	2011-01-05	PACIFIC BELL	\$150.00	\$150.00
310297379	2010-02-09	PACIFIC BELL TELEPHONE CO. DBA AT&T CALIFORNIA	\$150.00	\$150.00
310094818	2010-03-26	AT&T	\$125.00	\$0.00
Total	122 violations		\$470,568.00	\$255,998.25

Attributed to Retailer

InspectionID	CaseClosedDate	EstablishmentName	SumOfInitialPenalties	SumOfCurrentPenalties
307928754	2007-08-16	CINGULAR WIRELESS	\$3,400.00	\$1,700.00
312435654	2/7/2011	CINGULAR WIRELESS PCS LLC	\$1,120.00	\$1,120.00
125474619		ENTREPRENEURIAL VENTURES, INC. DBA PARROTT AT&T	\$700.00	\$185.00
310193644	2/22/2007	JRS INC., CINGULAR WIRELESS	\$135.00	\$135.00
Total	4 violations		\$5,355.00	\$3,140.00

Wage and Hour Division (WHD) Compliance Action Data

Attributed to Parent

case_id	trade_nm	legal_name	bw_atp_amt	ee_atp_cnt	findings_start_date	findings_end_date
1262845	Cingular Wireless	Cingular Wireless, LLC	\$4,711,767.00	22,088	8/18/2001	1/19/2007
1420835	Cingular Wireless	Cingular Wireless, LLC.	\$396,782.00	3,263	8/18/2001	1/19/2007
1574315	AT&T	AT&T	\$55,978.85	1	10/5/2009	1/21/2011
1578386	AT&T	AT&T Services, Inc	\$17,496.20	23	12/9/2008	12/7/2010
1504814	AT&T	AT&T, Inc.	\$6,728.03	1	6/1/2006	6/1/2008
1600738	AT&T	Cellular Connections, Inc	\$5,842.88	3	2/10/2009	2/9/2011
1514278	A T & T Corp	AT&T Mobillity, LLC	\$938.91	1	10/8/2006	10/9/2008
1477914	AT&T	AT & T	\$614.10	1	2/13/2007	3/1/2007
1678448	AT&T Mobility Services, LLC	AT&T Mobility Services, LLC	\$234.37	1	3/1/2012	3/31/2012
1563145	AT&T	AT & T	\$223.90	1	9/1/2009	5/14/2010
1485980	A T & T Communications	AT&T Corp.	\$0.00	0	4/28/2007	7/28/2007
1470872	A T & T	AT&T Corp.	\$0.00	0	12/23/2006	7/28/2007
1487420	A T & T	SBC Global Services, Inc.	\$0.00	0	2/23/2006	2/23/2008
1636620	A T & T	AT & T	\$0.00	0	10/1/2011	1/10/2012
1609584	AT&T	AT&T	\$0.00	0	1/1/2010	12/6/2010
1493496	AT&T	AT&T	\$0.00	0	1/1/2007	12/12/2007
1511329	AT&T	AT&T	\$0.00	0	5/19/2008	5/19/2008
1491217	AT&T	AT&T	\$0.00	0	1/1/2007	10/20/2007
1655571	AT&T	Southwestern Bell Telephone Company	\$0.00	0	1/7/2011	1/7/2011
1490890	AT&T	AT&T Inc. (Southwestern Bell Telephone Co.)	\$0.00	0	10/30/2005	10/30/2007
1534167	AT&T	AT&T	\$0.00	0	2/27/2007	2/26/2009
1536841	AT&T	AT&T, Inc.	\$0.00	0	3/11/2007	3/7/2009
1536845	AT&T	AT&T	\$0.00	0	3/11/2007	3/7/2009
1545479	AT&T	AT&T Services	\$0.00	0	4/16/2007	4/13/2009
1662345	AT&T	Wisconsin Bell, Inc	\$0.00	0	4/5/2012	12/4/2012
1690324	AT&T	AT&T Mobility Services, LLC	\$0.00	0	1/12/2013	1/14/2013
1551821	AT&T	AT&T	\$0.00	0	1/29/2009	8/14/2009

1563126	AT&T	AT & T	\$0.00	0	10/12/2009	2/25/2010
1567647	AT&T	AT&T	\$0.00	0	6/26/2008	6/25/2010
1568696	AT&T	AT&T	\$0.00	0	7/14/2009	7/12/2010
1586168	AT&T	AT & T	\$0.00	0	1/4/2010	10/18/2010
1658074	AT&T	AT&T Inc.	\$0.00	0	7/1/2010	6/12/2012
1580500	AT&T	Ohio Bell Telephone Company	\$0.00	0	5/9/2009	8/1/2009
1593694	AT&T	AT&T	\$0.00	0	5/20/2010	6/10/2010
1596019	AT&T	AT&T	\$0.00	0	9/29/2010	9/29/2010
1477994	AT&T	AT&T	\$0.00	0	5/11/2005	5/1/2007
1599163	AT&T	A T & T	\$0.00	0	4/13/2010	4/21/2011
1627524	AT&T	Southwestern Bell Telephone Co.	\$0.00	0	9/26/2009	9/24/2011
1639192	AT&T	AT&T	\$0.00	0	7/6/2011	1/23/2012
1595969	AT&T	AT&T	\$0.00	0	7/1/2010	12/1/2010
1507738	AT&T	AT&T Inc.	\$0.00	0	11/5/2007	11/9/2007
1623288	AT&T	A T & T	\$0.00	0	12/3/2010	7/12/2011
1600954	AT&T	AT&T Corp.	\$0.00	0	5/4/2010	5/10/2010
1567305	AT&T	AT&T Services	\$0.00	0	12/5/2008	12/2/2009
1499855	AT&T (formerly SBC)	AT&T Services, Inc.	\$0.00	0	9/4/2006	9/30/2007
1639611	AT&T Advertising Solutions	Soutwestern Bell Yellow Pages, Inc.	\$0.00	0	8/2/2010	8/1/2011
1641897	AT&T Call Center	SBC Internet Services, Inc.	\$0.00	0	11/14/2011	1/18/2012
1501434	AT&T Corp	AT&T Corp	\$0.00	0	11/1/2005	10/30/2007
1666663	AT&T Mobility	American Telephone and Telegraph	\$0.00	0	7/29/2012	8/16/2012
1523739	AT&T Services	AT&T Services, Inc.	\$0.00	0	7/31/2007	10/24/2008
1485503	AT&T Services	AT& T Inc.,	\$0.00	0	5/2/2007	8/11/2007
1659535	ATT Mobility	AT&T Mobility	\$0.00	0	6/7/2011	12/15/2011
1546309	Comcast Cable	AT&T Broadband of Northern Colorado III, LLC	\$0.00	0	6/28/2007	6/27/2009
1528640	Michigan Bell Telephone Company	AT&T	\$0.00	0	10/22/2006	10/21/2008
1485073	Southwestern Bell	AT&T Services Inc.	\$0.00	0	7/20/2005	11/20/2006
1610203	Southwestern Bell Telephone Company	Southwestern Bell Texas Holding, Inc.	\$0.00	0	7/23/2009	7/23/2011
1473507	Southwestern Bell Telephone, L.P.	Southwestern Bell Telephone, L.P.	\$0.00	0	5/3/2005	4/30/2007
1447480	Cingular Wireless	Cingular Wireless, LLC	\$0.00	0	2/28/2005	6/8/2007

Total	58 violations		\$5,196,606.24	25,383		
-------	---------------	--	----------------	--------	--	--

Attributed to Retailer

case_id	trade_nm	legal_name	bw_atp_amt	ee_atp_cnt	findings_start_date	findings_end_date
1531117	Razor Wire LLC	BP AT&T	\$12,963.77	19	5/5/2008	11/25/2009
1671252	AT&T Authroized Retailer	Atlanta Cellular Services	\$11,553.62	33	9/14/2010	9/11/2012
1512515	Arjay Telecommunication - AT&T Howard Beach	Arjay Telecommunications, Inc.	\$4,484.49	9	2/1/2006	1/31/2008
1512513	Arjay Telecommunication - AT&T Astoria	Arjay Telecommunications, Inc.	\$3,285.94	9	2/1/2006	1/31/2008
1663287	AT&T authorized dealer	Prime Communications, L.P.	\$2,834.91	8	7/31/2010	7/30/2012
1512514	Arjay Telecommunication - AT&T Forest Hills	Arjay Telecommunications, Inc	\$1,019.65	6	2/1/2006	1/31/2008
1669876	AT&T Authorized Retailer	Atlanta Cellular Services, Inc	\$577.77	2	9/14/2010	9/11/2012
1512516	Arjay Telecommunication - AT&T Newport	Arjay Telecommunication, Inc.	\$92.49	1	2/1/2006	1/31/2008
1632857	AT&T Carolinas Market	AT&T	\$0.00	0	9/21/2011	10/24/2011
1473182	Cingular Wireless (the new AT & T)	AT & T Mobility, LLC.	\$0.00	0	6/30/2006	4/2/2007
Total	10 violations		\$36,812.64	87		

Ball Corporation
(Ball Aerospace and Technologies Corp)

Ball Corporation

Legal Name of Company Identified in WHD Data: Ball Aerospace and Technologies Corp

Company Headquarters: Broomfield, Colorado

Industry: Aerospace and packaging

Company Overview: Ball Corporation is a provider of metal packaging for beverages, foods and household products, and of aerospace and other technologies and services to commercial and governmental customers. The company was founded in 1880 and employs more than 15,000 people in more than 90 locations worldwide. Ball Aerospace is a wholly owned subsidiary of the Ball Corporation.

Total Federal Contract Dollars 2012: \$336.3 billion

Main Contracting Agencies: NASA and Department of Defense

Primary Nature of Federal Contracts: Provides space vehicles, along with special studies and analysis for the Department of Defense.

Ball Aerospace and Technologies Corp

The U.S. Department of Labor recovered \$976,327 in back wages for 904 employees at Ball Aerospace facilities in Colorado, New Mexico, Ohio, Georgia, and the District of Columbia. The Department's Wage and Hour Division investigation found that the aerospace defense contractor had misapplied the executive exemption under the Fair Labor Standards Act (FLSA) when management changed top-tier hourly employees to salaried-exempt once an employee reached the maximum pay of the hourly scale. This change in status for senior technicians was not accompanied by any change in working conditions or professional responsibility, resulting in overtime back wages of \$383,235 owed to 111 employees.

Additionally, hourly employees were routinely required to work through lunch periods without compensation. This second violation resulted in back wages of \$593,092 owed to 793 employees.



Search

Prime Award Advanced Search Sub-award Advanced Search

NOTE: You must click [here](#) for very important D&B information.

Prime Award Spending Data

[View Sub-award Data](#)

FY 2012

Filters: FY 2012 Contractor: [Ball Corporation](#) [Clear All](#)

By Agency By Prime Awardee By Location

[Report Data Issues](#)

View: [Expanded Summary](#)

Jump to: [All Spending Data](#) | [Contracts Data Only](#) | [Assistance Data Only](#) | [Export](#)

Total Dollars: \$336,298,510	Number of Transactions: 566	Total Sub-Award Dollars: \$0	Number of Sub-Award Reports: 0
----------------------------------------	---------------------------------------	----------------------------------------	------------------------------------------

All Spending Data

BALL CORPORATION

Top 5 Prime Award Recipient Locations (States)

1. Colorado	\$336,298,510	
-------------	---------------	--

Top 5 Prime Award Major Agencies

1. National Aeronautics and Space Administration	\$181,677,374	
2. Department of Defense	\$154,499,995	
3. Department of Homeland Security	\$121,141	
4. General Services Administration	\$0	

Top 5 Prime Award Sub Agencies

1. National Aeronautics and Space Administration	\$181,677,374	
2. Department of the Air Force	\$131,000,718	
3. Department of the Navy	\$12,745,990	
4. Defense Advanced Research Projects Agency (Darpa)	\$8,774,652	
5. Department of the Army	\$1,797,924	

Top 10 Prime Awards in FY2012

1. Contract: National Aeronautics and Space Administration NNG10AZ45D Space Vehicles	\$56,000,000	
2. Contract: National Aeronautics and Space Administration NNG10AZ45D Space Vehicles	\$24,000,000	
3. Contract: National Aeronautics and Space Administration NNG10AZ45D Space Vehicles	\$16,500,000	
4. Contract: Department of Defense 0112 Special Studies/Analysis- Other	\$10,786,611	
5. Contract: National Aeronautics and Space Administration NNM12AA79C R&d- Space: Aeronautics/Space Technology (Applied Research/Exploratory Development)	\$10,620,449	
6. Contract: Department of Defense 0114 Support- Professional: Engineering/Technical	\$8,199,991	
7. Contract: Department of Defense HR001110C0157 R&d- Defense Other: Other (Advanced Development)	\$8,139,271	
8. Contract: National Aeronautics and Space Administration NNG10XA01C Space Vehicle Components	\$7,500,000	
9. Contract: National Aeronautics and Space Administration NNG10AZ45D Space Vehicles	\$6,731,000	
10. Contract: National Aeronautics and Space Administration NNG07HW18C R&d- Space: Operations, Tracking and Data Acquisition (Advanced Development)	\$6,586,314	

Contracts Data Only

Top 5 Prime Award Type of Contracts Used

1. Cost Plus Fixed Fee	\$134,565,005	
2. Firm Fixed Price	\$129,887,524	
3. Cost Plus Award Fee	\$57,703,141	
4. Time and Materials	\$6,821,730	
5. Labor Hours	\$4,245,305	

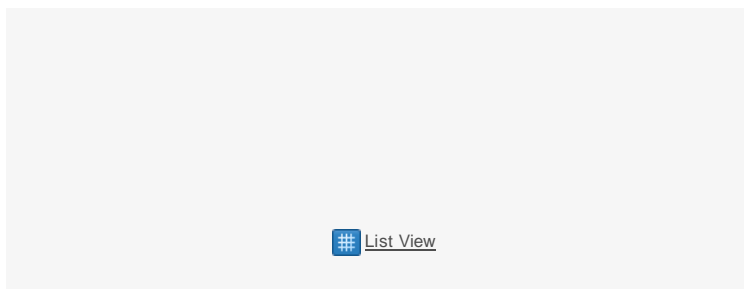
Top 5 Prime Award Contractors

1. Ball Corporation	\$336,298,510	
---------------------	---------------	--

Top 5 Prime Award Products or Services Sold i

1. Space Vehicles	\$114,575,377	
2. Special Studies/Analysis- Other	\$64,699,832	
3. Space Vehicle Components	\$38,838,340	
4. Support- Professional: Engineering/Technical	\$22,344,214	
5. R&d- Space: Aeronautics/Space Technology (Applied Research/Exploratory Development)	\$14,604,619	

Competition



* Click on the pie chart slice or the corresponding legend text for Completed/Not Completed Dollars to drill down more into "Dollars by Competition Type"

Prime Awards Timeline

- Contracts
- Grants
- Direct Payments
- Insurance
- Loans and Guarantees
- Others

List View

All prime award data as reported by agencies. The assistance prime award data includes agency submissions as of 11/21/2013 and the contracts prime award data includes procurement data downloaded from FPDS as of 11/22/2013. Please note that availability of DOD contracts prime award data is delayed by 90 days to protect operations tempo. All Sub-award data is based on prime award submissions from FSRS, for sub-contracts as of 11/21/2013 and for sub-grants as of 11/21/2013. For more information about the data, data sources, and data timeliness, please see [Learn](#).

The quality procurement data is maintained by the federal agencies by annual verification and validation of their data in FPDS. For more information on how the quality is maintained and what the government is doing in ensuring the quality please see [PDF](#).

**All Parent and Subsidiary Violations 2007-2012 contained in
Department of Labor enforcement data for Wage and Hour
Division and Occupational Safety and Health
Administration**

Occupational Safety and Health Administration (OSHA) Enforcement Data

InspectionID	CaseClosedDate	EstablishmentName	SumOfInitialPenalties	SumOfCurrentPenalties
314329756		BALL CORPORATION	\$27,875.00	\$27,875.00
314604315	2010-12-01	BALL CORPORATION	\$14,700.00	\$8,820.00
310319868	2007-01-22	BALL AEROSOL AND SPECIALTY CONTAINER INC.	\$12,500.00	\$8,000.00
310761176	2007-05-04	BALL CORPORATION	\$10,000.00	\$5,000.00
330768748	2011-10-06	BALL CORPORATION	\$7,975.00	\$6,655.00
307453035	2011-05-18	BALL PLASTIC CONTAINER CORP	\$7,050.00	\$7,050.00
331070839	2012-01-05	BALL CORPORATION	\$7,000.00	\$4,200.00
311120968	2007-09-14	BALL AEROSOL AND SPECIALTY CONTAINER INC.	\$7,000.00	\$4,900.00
116499039	2009-01-05	BALL CORPORATION PLANT 33	\$6,700.00	\$6,700.00
309469484	2007-03-05	BALL AEROSOL AND SPECIALTY	\$5,625.00	\$2,800.00
313912263	2010-08-16	BALL METAL BEVERAGE CONTAINER CORP	\$5,525.00	\$2,125.00
313035529	2009-07-16	BALL CORPORATION	\$5,250.00	\$3,150.00
300862414	2010-04-13	BALL PLASTIC CONTAINER CORP	\$3,935.00	\$300.00
305479743	2010-09-13	BALL CORPORATION	\$3,375.00	\$3,375.00
310957469	2008-06-26	BALL AEROSOL & SPECIALTY CONTAINER, INC.	\$3,000.00	\$1,200.00
313523268	2010-03-23	BALL CORPORATION	\$2,275.00	\$1,592.50
313618134	2009-11-23	BALL AEROSPACE & TECHNOLOGIES CORPORATION	\$2,250.00	\$2,250.00
309477560	2008-02-07	BALL CORPORATION PLANT 33	\$2,125.00	\$1,300.00
312579238	2010-12-23	BALL METAL FOOD CONTAINER, LLC	\$1,870.00	\$1,870.00
307184721	2008-12-19	BALL CORPORATION	\$1,540.00	\$600.00
311971543	2008-06-10	BALL CORPORATION	\$1,125.00	\$675.00
214695405		HEEKIN CAN INC	\$640.00	\$320.00
214640666		HEEKIN CAN INC	\$420.00	\$120.00
314648270	2010-07-27	GREENBALL CORP	\$200.00	\$200.00
Total	24 violations		\$139,955.00	\$101,077.50

Wage and Hour Division (WHD) Compliance Action Data

case_id	trade_nm	legal_name	bw_atp_amt	ee_atp_cnt	findings_start_date	findings_end_date
1471434	Ball Aerospace and Technologies Corp	Ball Aerospace and Technologies Corp	\$976,327.50	904	4/9/2005	4/7/2007
1479855	Ball Metal Container Beverage Corporation	Ball Corporation	\$0.00	0	5/1/2006	5/31/2007
Total	2 violations		\$976,327.50	904		

Bartlett Grain Company
(Bartlett Grain Company, L.P.)

Bartlett Grain Company

Name of Company Identified in SVEP Data: Bartlett Grain Company, LP.

Company Headquarters: Kansas City, Missouri

Industry: Agriculture

Company Overview: Bartlett and Company is an agri-business company headquartered that is more than 100 years old. Its principal businesses are grain merchandising and logistics, exporting, flour milling, feed manufacturing and cattle feeding. The company has facilities in Missouri, Kansas, Colorado, Nebraska, Iowa, Illinois, Oklahoma, North and South Carolina, Texas, Virginia and Mexico.

Total Federal Contract Dollars 2012: \$16.3 million

Main Contracting Agencies: Department of Agriculture

Primary Nature of Federal Contracts: Provides bakery and cereal products.

Bartlett Grain Company, LP.

Bartlett Grain Company was cited \$406,000 in fines by OSHA for five willful and eight serious safety violations following an October 2011 grain elevator explosion in Atchison that killed six workers and left two others hospitalized. The willful violations included allowing grain dust – which is nine times as explosive as coal dust – to accumulate, using compressed air to remove dust without first shutting down ignition sources, jogging (repeatedly starting and stopping) inside bucket elevators to free legs choked by grain, using electrical equipment inappropriate for the working environment, and failing to require employees to use fall protection when working from heights.



Search

Prime Award Advanced Search Sub-award Advanced Search

NOTE: You must click [here](#) for very important D&B information.

Prime Award Spending Data

[View Sub-award Data](#)

FY 2012

Filters: **FY 2012** Contractor: **Bartlett and Company**

By Agency By Prime Awardee By Location

View: **Expanded Summary**

Jump to: [All Spending Data](#) | [Contracts Data Only](#) | [Assistance Data Only](#) |

Total Dollars: \$16,287,026	Number of Transactions: 15	Total Sub-Award Dollars: \$0	Number of Sub-Award Reports: 0
---------------------------------------	--------------------------------------	----------------------------------------	------------------------------------------

All Spending Data

BARTLETT AND COMPANY

Top 5 Prime Award Recipient Locations (States)

1. Missouri	\$16,348,687	<div style="width: 100%;"></div>
-------------	--------------	----------------------------------

Top 5 Prime Award Major Agencies

1. Department of Agriculture	\$16,348,687	<div style="width: 100%;"></div>
------------------------------	--------------	----------------------------------

Top 5 Prime Award Sub Agencies

1. Farm Service Agency	\$16,348,687	<div style="width: 100%;"></div>
------------------------	--------------	----------------------------------

Top 10 Prime Awards in FY2012

1. Contract: Department of Agriculture AGINTPP120359 Bakery and Cereal Products	\$3,356,878	<div style="width: 100%;"></div>
2. Contract: Department of Agriculture AGINTPP120208 Bakery and Cereal Products	\$2,423,918	<div style="width: 100%;"></div>
3. Contract: Department of Agriculture AGINTPP120304 Bakery and Cereal Products	\$1,917,763	<div style="width: 100%;"></div>
4. Contract: Department of Agriculture AGINTPP120308 Bakery and Cereal Products	\$1,714,415	<div style="width: 100%;"></div>
5. Contract: Department of Agriculture AGINTPP120212 Bakery and Cereal Products	\$1,378,879	<div style="width: 100%;"></div>
6. Contract: Department of Agriculture AGINTPP120020 Bakery and Cereal Products	\$1,272,013	<div style="width: 100%;"></div>
7. Contract: Department of Agriculture AGINTPP120115 Bakery and Cereal Products	\$1,178,885	<div style="width: 100%;"></div>
8. Contract: Department of Agriculture AGINTPP120244 Bakery and Cereal Products	\$937,421	<div style="width: 100%;"></div>
9. Contract: Department of Agriculture AGINTPP120145 Bakery and Cereal Products	\$756,310	<div style="width: 100%;"></div>
10. Contract: Department of Agriculture AGDPROP120321 Bakery and Cereal Products	\$493,892	<div style="width: 100%;"></div>

Contracts Data Only

Top 5 Prime Award Type of Contracts Used

1. Firm Fixed Price	\$14,430,924	<div style="width: 100%;"></div>
2. Fixed Price Award Fee	\$1,917,763	<div style="width: 100%;"></div>

Top 5 Prime Award Contractors

1. Bartlett and Company	\$16,287,026	<div style="width: 100%;"></div>
2. Bartlett Milling Company, L.P.	\$61,660	<div style="width: 100%;"></div>

Top 5 Prime Award Products or Services Sold







1. Bakery and Cereal Products	\$16,348,687	<div style="width: 100%;"></div>
-------------------------------	--------------	----------------------------------

Competition

 [List View](#)

* Click on the pie chart slice or the corresponding legend text for Completed/Not Completed Dollars to drill down more into "Dollars by Competition Type"

Prime Awards Timeline

-  Contracts
-  Grants
-  Direct Payments
-  Insurance
-  Loans and Guarantees
-  Others

 [List View](#)

All prime award data as reported by agencies. The assistance prime award data includes agency submissions as of 11/21/2013 and the contracts prime award data includes procurement data downloaded from FPDS as of 11/22/2013. Please note that availability of DOD contracts prime award data is delayed by 90 days to protect operations tempo. All Sub-award data is based on prime award submissions from FSRS, for sub-contracts as of 11/21/2013 and for sub-grants as of 11/21/2013. For more information about the data, data sources, and data timeliness, please see [Learn](#).

The quality procurement data is maintained by the federal agencies by annual verification and validation of their data in FPDS. For more information on how the quality is maintained and what the government is doing in ensuring the quality please see [PDF](#).

[About](#) | [Opportunities](#) | [FAQs](#) | [Feedback](#) | [Accessibility](#) | [Privacy Policy](#) | [Disclaimer](#)



Beef Products, Inc.

Beef Products Inc.

Name of Company Identified in OSHA Data: Beef Products, Inc.

Company Headquarters: Dakota Dunes, South Dakota

Industry: Meat Processing

Company Overview: Beef Products, Inc. manufactures and markets boneless lean beef trimmings. It offers boneless lean beef that is served in various meals, and meat products used as ingredients in various food products that are found in grocers' fresh and frozen meat counters, and in restaurant and food service establishments around the world. BPI's average annual revenue is more than \$440 million. As of March 2012 the company employed 1,300 people, but they recently laid off more than 700 employees due to public attention focused on 'pink slime.'

Total Federal Contract Dollars 2012: \$3.6 million

Main Contracting Agencies: Department of Defense

Primary Nature of Federal Contracts: Provides the Department of Defense meat, poultry, and fish.

Beef Products, Inc.

On August 31, 2007, in Waterloo, Iowa, one employee died due to an ammonia release at the meat processing plant that also left another employee hospitalized, and four more injured. An outside contractor had been installing new ammonia refrigerant piping. On August 30, 2007, an engineering manager at the host employer's corporate office called and verbally directed the contractor to reroute the piping. As a result, the contractor removed a section of the piping. On August 31, 2007 a different engineer at the corporate office called the plant coordinator and directed him to transfer ammonia refrigerant into the system. When the refrigerant line stop valve was opened for the transfer, it admitted ammonia into the production area. Two employees were working in the area of the removed piping section and were overcome by ammonia vapors, resulting in the death of one employee and hospitalization of another. Additional employees were also exposed to unknown levels of ammonia during the release. They were treated at a local hospital and released.



Search

Prime Award Advanced Search Sub-award Advanced Search

NOTE: You must click here for very important D&B information.

Prime Award Spending Data

View Sub-award Data

FY 2012 Submit

Filters: FY 2012 Contractor: Beef Products Incorporated Clear All

By Agency By Prime Awardee By Location

Report Data Issues

View: Expanded Summary Go

Jump to: All Spending Data | Contracts Data Only | Assistance Data Only | Export

Total Dollars: \$3,584,432	Number of Transactions: 16	Total Sub-Award Dollars: \$0	Number of Sub-Award Reports: 0
--------------------------------------	--------------------------------------	----------------------------------------	------------------------------------------

All Spending Data

BEEF PRODUCTS INCORPORATED

Top 5 Prime Award Recipient Locations (States)

1. Virginia	\$3,584,432	
-------------	-------------	--

Top 5 Prime Award Major Agencies

1. Department of Defense	\$3,584,432	
--------------------------	-------------	--

Top 5 Prime Award Sub Agencies

1. Defense Commissary Agency (Deca)	\$3,584,432	
-------------------------------------	-------------	--

Top 10 Prime Awards in FY2012

1. Contract: Department of Defense 1206 Meat, Poultry, and Fish	\$790,337	
2. Contract: Department of Defense 1209 Meat, Poultry, and Fish	\$734,888	
3. Contract: Department of Defense 1212 Meat, Poultry, and Fish	\$726,943	
4. Contract: Department of Defense 1203 Meat, Poultry, and Fish	\$696,793	
5. Contract: Department of Defense 1212 Meat, Poultry, and Fish	\$124,113	
6. Contract: Department of Defense 1209 Meat, Poultry, and Fish	\$100,782	
7. Contract: Department of Defense 1203 Meat, Poultry, and Fish	\$75,103	
8. Contract: Department of Defense 1203 Meat, Poultry, and Fish	\$73,897	
9. Contract: Department of Defense 1212 Meat, Poultry, and Fish	\$64,984	
10. Contract: Department of Defense 1209 Meat, Poultry, and Fish	\$59,607	

Contracts Data Only

Top 5 Prime Award Type of Contracts Used

1. Firm Fixed Price	\$3,584,432	
---------------------	-------------	--


Top 5 Prime Award Contractors

1. Beef Products Incorporated	\$3,584,432	
-------------------------------	-------------	--

Top 5 Prime Award Products or Services Sold







1. Meat, Poultry, and Fish	\$3,584,432	
----------------------------	-------------	--

Competition

 [List View](#)

* Click on the pie chart slice or the corresponding legend text for Competed/Not Competed Dollars to drill down more into "Dollars by Competition Type"

Prime Awards Timeline

-  Contracts
-  Grants
-  Direct Payments
-  Insurance
-  Loans and Guarantees
-  Others

 [List View](#)

All prime award data as reported by agencies. The assistance prime award data includes agency submissions as of 11/21/2013 and the contracts prime award data includes procurement data downloaded from FPDS as of 11/22/2013. Please note that availability of DOD contracts prime award data is delayed by 90 days to protect operations tempo. All Sub-award data is based on prime award submissions from FSRS, for sub-contracts as of 11/21/2013 and for sub-grants as of 11/21/2013. For more information about the data, data sources, and data timeliness, please see [Learn](#).

The quality procurement data is maintained by the federal agencies by annual verification and validation of their data in FPDS. For more information on how the quality is maintained and what the government is doing in ensuring the quality please see [PDF](#).

[About](#) | [Opportunities](#) | [FAQs](#) | [Feedback](#) | [Accessibility](#) | [Privacy Policy](#) | [Disclaimer](#)



**All Parent and Subsidiary Violations 2007-2012 contained in
Department of Labor enforcement data for Wage and Hour
Division and Occupational Safety and Health
Administration**

Occupational Safety and Health Administration (OSHA) Enforcement Data

InspectionID	CaseClosedDate	EstablishmentName	SumOfInitialPenalties	SumOfCurrentPenalties
310089495	2009-11-17	BEEF PRODUCTS, INC.	\$1,102,500.00	\$648,000.00
311562722	2009-01-21	BEEF PRODUCTS, INC.	\$13,500.00	\$7,000.00
314119462	2011-07-08	BEEF PRODUCTS, INC.	\$10,000.00	\$7,500.00
309890226	2007-09-05	BEEF PRODUCTS, INC.	\$10,000.00	\$10,000.00
315083980	2011-04-20	BEEF PRODUCTS, INC.	\$2,550.00	\$1,400.00
312796659	2009-02-27	BEEF PRODUCTS, INC.	\$1,875.00	\$937.50
315493270	2011-06-13	BEEF PRODUCTS VENTURE	\$980.00	\$686.00
313123226	2010-02-01	BEEF PRODUCTS, INC.	\$500.00	\$300.00
Total	8 violations		\$1,141,905.00	\$675,823.50

Wage and Hour Division (WHD) Compliance Action Data

case_id	trade_nm	legal_name	bw_atp_amt	ee_atp_cnt	findings_start_date	findings_end_date
1577173	Beef Products, Incorporated	Beef Products, Inc.	\$0.00	0	2/20/2010	3/9/2010
Total	1 violation		\$0.00	0		

Blackstone Group LP
(Sea World of Florida)

Blackstone Group (Sea World of Florida)

Name of Company Identified in SVEP Data: Sea World of Florida LLC

Company Headquarters: New York City, New York

Industry: Financial Services

Company Overview: The Blackstone Group is an investment and advisory firm with more than \$248 billion in assets. SeaWorld Entertainment, is a subsidiary of the Blackstone Group.

Total Federal Contract Dollars 2012: \$80.3 million

Main Contracting Agencies: Department of Defense, Department of Agriculture, and Department of Veterans Affairs.

Primary Nature of Federal Contracts: Provides fruits and vegetables and condiments and related products to the Department of Defense. Additionally provides housekeeping and medical and surgical instruments and supplies.

Sea World of Florida LLC

An animal trainer at Sea World of Florida was killed on February 24, 2010 when a six-ton killer whale grabbed her and pulled her under the water during what SeaWorld described as a "relationship session," which was also observed by park guests. Video footage shows the killer whale repeatedly striking and thrashing the trainer, and pulling her under water even as she attempted to escape. The autopsy report describes the cause of death as drowning and traumatic injuries.

OSHA's investigation revealed that this animal was one of three killer whales involved in the death of an animal trainer in 1991 at Sea Land of the Pacific in Vancouver, British Columbia, Canada. SeaWorld had forbidden trainers from swimming with this whale because of his dangerous past behavior, but allowed trainers to interact with the whale, including touching him, while the trainers were lying on the pool edge in shallow water.

OSHA cited SeaWorld of Florida for three safety violations, including one classified as willful, following the incident. The total penalty was \$75,000. In addition to the history with this whale, the OSHA investigation revealed that SeaWorld trainers had an extensive history of unexpected and potentially dangerous incidents involving killer whales at its various facilities, including its location in Orlando. Despite this record, management failed to make meaningful changes to improve the safety of the work environment for its employees.



Search

Prime Award Advanced Search Sub-award Advanced Search

NOTE: You must click [here](#) for very important D&B information.

Prime Award Spending Data

[View Sub-award Data](#)

FY 2012

Filters: **FY 2012** Contractor: **The Blackstone Group L P**

By Agency By Prime Awardee By Location

[Report Data Issues](#)

View: **Expanded Summary**

Jump to: [All Spending Data](#) | [Contracts Data Only](#) | [Assistance Data Only](#) | [Export](#)

Total Dollars: \$80,283,046	Number of Transactions: 326	Total Sub-Award Dollars: \$0	Number of Sub-Award Reports: 0
---------------------------------------	---------------------------------------	----------------------------------------	------------------------------------------

All Spending Data

THE BLACKSTONE GROUP L P

Top 5 Prime Award Recipient Locations (States)

1. New Jersey	\$53,924,368	
2. Pennsylvania	\$14,426,406	
3. California	\$8,350,459	
4. Colorado	\$1,951,413	
5. Puerto Rico	\$500,921	

Top 5 Prime Award Major Agencies

1. Department of Defense	\$32,819,629	
2. Department of Agriculture	\$22,420,722	
3. Department of Veterans Affairs	\$10,196,799	
4. Smithsonian Institution	\$5,800,000	
5. Department of Health and Human Services	\$5,747,270	

Top 5 Prime Award Sub Agencies

1. Defense Commissary Agency (Deca)	\$31,852,909	
2. Agricultural Marketing Service	\$22,416,588	
3. Department of Veterans Affairs	\$10,196,799	
4. Smithsonian Institution	\$5,800,000	
5. Centers for Disease Control	\$5,747,270	

Top 10 Prime Awards in FY2012

1. Contract: Department of Agriculture AG3J14P120249 Fruits and Vegetables	\$6,621,030	
2. Contract: Department of Health and Human Services HHSD2002012F53682 Support- Professional: Physical Security and Badging	\$5,747,270	
3. Contract: Department of Agriculture AG3J14P120159 Meat, Poultry, and Fish	\$5,455,368	
4. Contract: Department of Defense 1203 Fruits and Vegetables	\$4,973,654	
5. Contract: Department of Defense 1206 Fruits and Vegetables	\$4,841,626	
6. Contract: Department of Defense 1209 Fruits and Vegetables	\$4,757,790	
7. Contract: Department of Agriculture AG3J14P120045 Fruits and Vegetables	\$4,583,070	
8. Contract: Department of Defense 1206 Condiments and Related Products	\$4,272,072	
9. Contract: Department of Defense 1209 Condiments and Related Products	\$4,034,125	
10. Contract: Department of Defense 1203 Condiments and Related Products	\$3,967,815	

Contracts Data Only

Top 5 Prime Award Type of Contracts Used

1. Firm Fixed Price	\$77,439,586	
2. Labor Hours	\$2,871,368	
3. Order Dependent (Idv Only)	\$0	
4. Fixed Price with Economic Price Adjustment	\$0	

Top 5 Prime Award Contractors

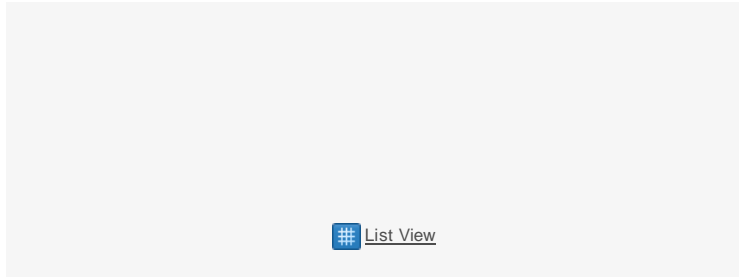
1. The Blackstone Group L P	\$80,283,046	
2. Blackstone Group L.P. the	\$27,908	
3. The Blackstone Group Lp	\$0	

Top 5 Prime Award Products or Services Sold

1. Fruits and Vegetables	\$33,951,832	
--------------------------	--------------	--

2.	Condiments and Related Products	\$14,323,889	
3.	Housekeeping- Guard	\$8,671,368	
4.	Medical and Surgical Instruments, Equipment, and Supplies	\$6,412,814	
5.	Support- Professional: Physical Security and Badging	\$5,747,270	

Competition



List View

* Click on the pie chart slice or the corresponding legend text for Competed/Not Competed Dollars to drill down more into "Dollars by Competition Type"

Prime Awards Timeline

- Contracts
- Grants
- Direct Payments
- Insurance
- Loans and Guarantees
- Others

List View

All prime awardee data as reported by agencies. The assistance prime awardee data includes agency submissions as of 11/21/2013 and the contracts prime awardee data includes procurement data downloaded from FPDS as of 11/22/2013. Please note that availability of DOD contracts prime awardee data is delayed by 90 days to protect operations tempo. All sub-awardee data is based on prime awardee submissions from FRS, for sub-contracts as of 11/21/2013 and for sub-grants as of 11/21/2013. For more information about the data, data sources, and data timeliness, please see [Learn](#).

The quality procurement data is maintained by the federal agencies by annual verification and validation of their data in FPDS. For more information on how the quality is maintained and what the government is doing in ensuring the quality please see [PDF](#).

[About](#) | [Opportunities](#) | [FAQs](#) | [Feedback](#) | [Accessibility](#) | [Privacy Policy](#) | [Disclaimer](#)



BP PLC

(BP Products North America, Inc.)

(BP Products N. America Inc.; BP-Husky Refining LLC)

BP PLC

Name of Company Identified in OSHA Data: BP Products North America, Inc.; BP Products N. America Inc.; BP-Husky Refining, LLC

Company Headquarters: London, England

Industry: Oil and Gas

Company Overview: BP is a British multinational oil and gas company. They operate in all areas of the oil and gas industry, including exploration and production, refining, distribution and marketing, petrochemicals, power generation, and trading. BP's largest division is BP America, which is the second-largest producer of oil and gas in the United States.

Total Federal Contract Dollars 2012: \$2 billion

Main Contracting Agencies: Department of Defense

Primary Nature of Federal Contracts: Selling of liquid propellants, fuels, and petroleum.

BP Products North America, Inc.

BP Products North America Inc. agreed to pay more than \$21 million in penalties by OSHA following an investigation of a fatal explosion at its Texas City, Texas, that claimed the lives of 15 workers and injured more than 170 others. Under terms of the settlement, BP Products agreed to: 1) pay \$21,361,500 in penalties and abate all hazards for which they were cited; 2) complete a review of the Isomerization Unit to determine how it can be operated safely and alert OSHA if and when a decision is made to start up the unit in the future; 3) retain a firm with expertise in process safety management (PSM), including pressure relief systems, safety instrumented systems, human factor analysis and performing process safety audits, to conduct a refinery-wide comprehensive audit and analysis of the company's PSM systems; 4) hire an expert to assess and report on communication within and between management, supervisors, and authorized employee representatives and non-management employees and the impact of the communication on implementation of safety practices and procedures; 5) submit to OSHA and BP Products' authorized employee representative, every six months for three years, logs of occupational injuries and illnesses and all incident reports related to PSM issues; and 6) notify the OSHA area office of any incident or injury at the Texas City facility that results in an employee losing one or more workdays during the same three-year period.

BP Products North America, Inc.

Following the \$21 million in penalties relating to the fatal explosion at BP's Texas City, Texas facility, OSHA found that the company failed to correct potential hazards faced by employees. Following a six-month inspection by OSHA to evaluate compliance with the 2005 settlement agreement, a new fine of \$87 million was issued.

The initial penalty included \$56.7 million for 270 "notifications of failure to abate" as well as \$30.7 million as a result of 439 new willful violations for failures to follow industry-accepted controls on the pressure relief safety systems and other process safety management violations.

BP Products North America Inc.

OSHA fined BP Products North America, Inc. more than \$2.4 million for unsafe operations at the company's Oregon, Ohio refinery. OSHA's inspection identified a number of violations similar to those found during an investigation of the fatal explosion at BP's Texas City, Texas, refinery that claimed the lives of 15 workers and injured more than 170 others.

The inspection resulted in 32 per-instance willful citations, with penalties of more than \$2.2 million. OSHA cited BP for locating people in vulnerable buildings among the processing units; failing to correct de-pressurization deficiencies; failing to correct deficiencies with gas monitors; and failing to prevent the use of non-approved electrical equipment in locations in which hazardous concentrations of flammable gases or vapors may exist.

BP was fined an additional \$140,000 for two willful violations. The company neglected to develop shutdown procedures and designate responsibilities, and failed to establish a system to

promptly address and resolve recommendations made after an incident when a large feed pump failed. Three years later those recommendations had still not been implemented.

BP Products N. America Inc. & BP-Husky Refining LLC

OSHA cited BP North American Inc. and BP-Husky Refining LLC's based on inspection of the refinery located in Oregon, Ohio and issued initial penalties of \$3 million including 42 alleged willful violations. The inspection revealed conditions similar to those found during an investigation of the fatal explosion at BP's Texas City, Texas, refinery that claimed the lives of 15 workers and injured more than 170 others. The inspection found that workers were exposed to serious injury and risk of death in the event of a release of flammable and explosive materials in the refinery because of numerous conditions constituting violations of OSHA's process safety management standard.



Search

Prime Award Advanced Search Sub-award Advanced Search

NOTE: You must click here for very important D&B information.

Prime Award Spending Data

View Sub-award Data

FY 2012 Submit

Filters: FY 2012 Contractor: Bp P.L.C. Clear All

By Agency By Prime Awardee By Location

Report Data Issues

View: Expanded Summary Go

Jump to: All Spending Data | Contracts Data Only | Assistance Data Only | Export

Total Dollars: \$1,962,102,115	Number of Transactions: 195	Total Sub-Award Dollars: \$0	Number of Sub-Award Reports: 0
------------------------------------------	---------------------------------------	----------------------------------------	------------------------------------------

All Spending Data

BP P.L.C.

Top 5 Prime Award Recipient Locations (States)

1. California	\$929,949,642	
2. Illinois	\$829,050,086	
3. Unknown	\$47,515,062	
4. Texas	\$11,856,571	
5. Idaho	\$765,221	

Top 5 Prime Award Major Agencies

1. Department of Defense	\$1,962,557,873	
2. General Services Administration	\$54,000	
3. Department of Labor	\$24,078	
4. Department of Interior	\$0	
5. Department of Health and Human Services	\$-533,836	

Top 5 Prime Award Sub Agencies

1. Defense Logistics Agency	\$1,962,557,873	
2. Public Buildings Service	\$54,000	
3. Office of the Assistant Secretary for Admin and Management	\$24,078	
4. Bureau of Ocean Energy Management	\$0	
5. National Institutes of Health	\$-533,836	

Top 10 Prime Awards in FY2012

1. Contract: Department of Defense B001 Liquid Propellants and Fuels, Petroleum Base	\$815,772,268	
2. Contract: Department of Defense B001 Liquid Propellants and Fuels, Petroleum Base	\$781,823,916	
3. Contract: Department of Defense B001 Fuel Oils	\$148,125,726	
4. Contract: Department of Defense B001 Fuel Oils	\$105,443,965	
5. Contract: Department of Defense B001 Liquid Propellants and Fuels, Petroleum Base	\$46,693,807	
6. Contract: Department of Defense B001 Liquid Propellants and Fuels, Petroleum Base	\$26,682,980	
7. Contract: Department of Defense B001 Liquid Propellants and Fuels, Petroleum Base	\$13,292,181	
8. Contract: Department of Defense B001 Liquid Propellants and Fuels, Petroleum Base	\$5,791,582	
9. Contract: Department of Defense B001 Liquid Propellants and Fuels, Petroleum Base	\$2,937,634	
10. Contract: Department of Defense B001 Fuel Oils	\$2,416,840	

Contracts Data Only

Top 5 Prime Award Type of Contracts Used

1. Fixed Price with Economic Price Adjustment	\$1,962,464,293	
2. Firm Fixed Price	\$-362,178	

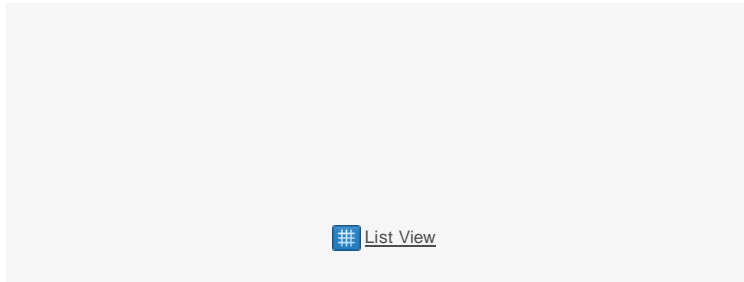
Top 5 Prime Award Contractors

1. Bp P.L.C.	\$1,962,102,115	
--------------	-----------------	--

Top 5 Prime Award Products or Services Sold ?

1.	Liquid Propellants and Fuels, Petroleum Base	\$1,692,865,530	
2.	Fuel Oils	\$256,614,793	
3.	Gases: Compressed and Liquefied	\$14,077,550	
4.	Support- Professional: Expert Witness	\$24,078	
5.	Lease-Rent of Fuel Storage Bldgs	\$0	

Competition



[List View](#)

* Click on the pie chart slice or the corresponding legend text for Competed/Not Competed Dollars to drill down more into "Dollars by Competition Type"

Prime Awards Timeline

- Contracts
- Grants
- Direct Payments
- Insurance
- Loans and Guarantees
- Others

[List View](#)

All prime awardee data as reported by agencies. The assistance prime awardee data includes agency submissions as of 11/21/2013 and the contracts prime awardee data includes procurement data downloaded from FPDS as of 11/22/2013. Please note that availability of DOD contracts prime awardee data is delayed by 90 days to protect operations tempo. All Sub-awardee data is based on prime awardee submissions from FSRS, for sub-contracts as of 11/21/2013 and for sub-grants as of 11/21/2013. For more information about the data, data sources, and data timeliness, please see [Learn](#).

The quality procurement data is maintained by the federal agencies by annual verification and validation of their data in FPDS. For more information on how the quality is maintained and what the government is doing in ensuring the quality please see [PDF](#).

[About](#) | [Opportunities](#) | [FAQs](#) | [Feedback](#) | [Accessibility](#) | [Privacy Policy](#) | [Disclaimer](#)



**All Parent and Subsidiary Violations 2007-2012 contained in
Department of Labor enforcement data for Wage and Hour
Division and Occupational Safety and Health
Administration**

Occupational Safety and Health Administration (OSHA) Enforcement Data

Attributed to Parent

InspectionID	CaseClosedDate	EstablishmentName	SumOfInitialPenalties	SumOfCurrentPenalties
311962674		BP PRODUCTS NORTH AMERICA, INC.	\$30,730,000.00	\$30,730,000.00
308314640	2010-10-26	BP PRODUCTS NORTH AMERICA, INC.	\$21,156,500.00	\$21,156,500.00
311611081		BP PRODUCTS N. AMERICA INC.&BP-HUSKY REFINING LLC	\$3,042,000.00	\$3,042,000.00
307240028	2008-12-02	BP PRODUCTS NORTH AMERICA INC.	\$2,415,000.00	\$2,415,000.00
309061554	2008-10-17	BP AMOCO WHITING BUSINESS UNIT	\$384,250.00	\$342,250.00
308314988	2010-08-17	BP PRODUCTS NORTH AMERICA, INC.	\$205,000.00	\$205,000.00
310260542	2010-01-20	BP PRODUCTS NORTH AMERICA, INC.	\$92,000.00	\$92,000.00
310857073	2010-11-18	BP EXPLORATION ALASKA INCORPORATED	\$85,600.00	\$69,100.00
313643256		BP WEST COAST PRODUCTS LLC	\$37,060.00	\$27,500.00
314282757	2010-10-27	BP EXPLORATION ALASKA INCORPORATED	\$35,000.00	\$5,600.00
310266085	2010-11-09	BP PRODUCTS NORTH AMERICA, INC.	\$35,000.00	\$28,000.00
309296697	2009-06-24	BP/ARCO PETROLEUM PRODUCTS CARSON	\$27,500.00	\$5,375.00
313788788	2011-12-13	BP - HUSKY REFINING, LLC	\$21,000.00	\$16,000.00
310857883	2010-11-10	BP EXPLORATION ALASKA INCORPORATED	\$20,100.00	\$7,560.00
314285610	2011-09-16	BP EXPLORATION ALASKA INC.	\$11,900.00	\$2,975.00
312924574	2011-11-17	BP PRODUCTS NORTH AMERICA, INC.	\$10,000.00	\$5,000.00
309061596	2008-03-27	BP WHITING BUSINESS UNIT	\$10,000.00	\$10,000.00
311347710	2007-10-24	BP SOLAR INTERNATIONAL, INC.	\$6,175.00	\$3,087.00
333923233	2012-05-22	BP EXPLORATION (ALASKA) INC	\$4,500.00	\$4,500.00
310851605	2010-09-17	BP EXPLORATION (ALASKA) INC.	\$4,250.00	\$4,250.00
333942423	2012-06-20	BP EXPLORATION (ALASKA) INC	\$3,000.00	\$3,000.00
333922839	2012-05-22	BP EXPLORATION (ALASKA) INC	\$3,000.00	\$3,000.00
313502437	2012-10-19	OMEGA OIL & GAS SERVICES, INC.	\$2,975.00	\$2,554.31
307504522	2009-06-11	BP EXPLORATION ALASKA INC	\$2,625.00	\$2,625.00
310848577	2009-09-30	BP EXPLORATION ALASKA INC	\$2,250.00	\$2,137.50
309449106	2008-02-29	BP PRODUCTS NORTH AMERICA, INC. TOLEDO REFINERY	\$2,000.00	\$2,000.00
310849286	2009-02-20	BP EXPLORATION (ALASKA) INC	\$1,700.00	\$1,700.00
310857248	2010-05-13	ALYESKA PIPELINE SERVICE COMPANY	\$1,500.00	\$0.00
310587258	2008-04-07	BP AMERICA, INC. RIG 291	\$1,275.00	\$1,275.00
314776824		BP CONSTRUCTION LLC	\$1,250.00	\$1,250.00
310489356	2007-12-05	BP WEST COAST PRODUCTS LLC	\$1,120.00	\$1,120.00
309789634	2007-02-09	BP ARKOMA	\$975.00	\$975.00
314215922	2011-01-06	BP CONCRETE	\$750.00	\$750.00
309372423	2007-04-26	BP WEST COAST PRODUCTS LLC	\$280.00	\$280.00
15261852		ALYESKA PIPELINE SERVICE CO	\$150.00	\$0.00
Total	35 violations		\$58,357,685.00	\$58,194,363.81

InspectionID	CaseClosedDate	EstablishmentName	SumOfInitialPenalties	SumOfCurrentPenalties
315479477		COOMES OIL & SUPPLY, INC. DBA 5TH WHEEL BP	\$7,000.00	\$7,000.00
315436535	2012-09-28	WINDSOR AMOCO BP	\$4,725.00	\$4,725.00
314143306	2010-03-24	AIRPORT BP	\$2,800.00	\$0.00
311237432	2008-10-15	AIRPORT BP	\$2,700.00	\$2,700.00
312458243	2008-11-06	GORDIES BP	\$875.00	\$875.00
309339034	2007-10-29	GURU KIRPA, INC. DBA BP STATELINE TRAVEL CENTER	\$825.00	\$580.00
312794100	2009-09-25	BP SERVICE STATION	\$375.00	\$375.00
311986756	2009-11-03	SUNRISE/BP#54	\$150.00	\$60.00
314077405	2010-04-12	CLAMPS BP	\$100.00	\$100.00
Total	9 violations		\$19,550.00	\$16,415.00

Wage and Hour Division (WHD) Compliance Action Data

Attributed to Parent

case_id	trade_nm	legal_name	bw_atp_amt	ee_atp_cnt	findings_start	findings_end_date
1474079	British Petroleum (BP)	BP Products North America, Inc.		\$0.00	0	2/15/2007 4/18/2007
1613304	BP	APCO Petroleum Corporation		\$0.00	0	6/15/2009 6/15/2011
1665975	BP West Coast LLC	BP North America Inc.		\$0.00	0	3/31/2011 6/7/2012
1491154	BP Whiting Refinery	BP America Inc.		\$0.00	0	8/30/2005 8/30/2007
Total	4 violations			\$0.00	0	

Attributed to Franchise

case_id	trade_nm	legal_name	bw_atp_amt	ee_atp_cnt	findings_start	findings_end_date
1601446	BP Market St	Market Street Gas Inc	\$58,705.00		12	7/4/2009 7/2/2011
1538895	BP Gas	C & S Oil Corporation	\$49,304.00		7	7/7/2007 7/4/2009
1626280	BP Morris Ave	Morris Ave Station Inc.	\$48,000.00		4	9/2/2009 8/24/2011
1601426	Asbury Park BP	Hasan Oil Corp.	\$47,696.00		6	1/1/2009 12/31/2010
1626279	BP	Kurtyan Amoco, Inc.	\$47,396.26		5	9/4/2009 8/26/2011
1587164	Vauxhall BP	B J SETH, LLC	\$47,206.00		9	1/1/2009 12/31/2010
1518570	BP Gas Station Joliet and Romeoville IL	Joliet Petroleum LLC	\$46,398.32		30	11/29/2006 8/1/2008
1601457	BP/Jersey City	Kennedy Gasoline Inc.	\$38,853.94		8	12/12/2008 12/11/2010
1601445	BP Broadway	Shabib Inc	\$38,216.10		10	5/7/2009 5/4/2011
1601458	BP/Hoboken	B and A Hoboken	\$37,606.40		10	11/28/2008 11/27/2010
1601438	Randolph BP	Shamila Oil & Wash, Inc.	\$35,308.00		6	1/1/2009 12/31/2010
1624199	BP/Bergenfield	D & C Amoco Service Center Inc.	\$34,452.00		6	8/20/2009 8/20/2011
1605464	Pine Street BP	Regula Station, Inc.	\$26,972.92		12	3/5/2009 3/2/2011
1601451	BP/Springfield-Meisel Ave	Henpet, Inc.	\$25,740.00		5	2/19/2009 2/18/2011
1500802	BP Gas Station	Love's Petroleum, Inc.	\$25,663.55		13	7/1/2006 6/28/2008
1601440	BP/Englewood (Rt. 4 W)	Millenium Gasoline Station Inc.	\$25,335.74		7	4/16/2009 4/16/2011
1558021	BP Connect	Joliet Petroleum LLC	\$24,802.20		1	12/13/2008 7/9/2009
1607524	BP/Parsippany	B&A Parsippany Inc.	\$24,729.60		7	11/28/2008 11/27/2010
1494534	British Petroleum	Portchester Gas Inc.	\$24,709.04		3	5/28/2005 5/26/2007
1601442	BP/ Elizabeth Gas Station	Elizabeth Service Station, Inc.	\$24,684.00		6	1/1/2009 12/31/2010
1601460	BP Woodcliff Ave. (north bergen)	Hudson Gasoline Service Inc.	\$24,305.86		3	12/1/2008 11/28/2010
1626278	BP	Bhetmi LLC	\$23,670.00		3	9/5/2009 8/27/2011
1601430	BP Metuchen	Metuchen Service Center, Inc.	\$20,472.32		6	11/30/2008 11/30/2010
1607520	BP/Riverdale	B&A Riverdale Inc	\$19,664.00		3	11/28/2008 11/27/2010
1603253	Somerset St. BP	M & J Oil, LLC	\$19,280.00		5	1/1/2009 12/31/2010
1635520	BP Hackensack	Angel Fuel LLC	\$19,032.00		5	7/18/2010 7/8/2012
1603250	Rt 22 West BP	JAH Oil, LLC	\$18,688.00		4	1/1/2009 12/31/2010
1605461	BP Blair Road Avenel	Avenel Service Station, INC.	\$18,567.45		4	1/1/2009 12/31/2010
1601459	BP/Fort Lee (Bergen Blvd)	A & A Management Inc.	\$17,808.00		6	12/3/2008 12/1/2010
1601444	BP Linden	SSO Filling, Inc.	\$17,699.88		3	12/8/2008 12/5/2010
1601452	BP Gas Station (Bloomfield)	Agolia & Sons Amoco Inc	\$16,794.23		7	1/24/2009 1/21/2011
1601454	BP Gasoline Station (West Orange)	FKVP LLC	\$16,775.56		1	1/5/2009 1/2/2011
1607614	BP/Jack's Auto Service Inc.	Jack's Auto Service Inc.	\$16,376.36		5	12/1/2008 11/28/2010
1601433	BP/North Brunswick-Rt 27	Triple J Corp.	\$16,120.00		4	11/1/2008 11/1/2010
1600669	BP/Avenel	Linden Service Station, Inc.	\$15,935.70		4	1/1/2009 12/31/2010
1520803	Cary Street BP Amoco	Geeta Corporation	\$14,811.60		6	11/2/2006 10/29/2008
1616653	BP GAS Station	Cross County Petroleum, Inc.	\$14,681.00		4	8/15/2009 8/1/2011
1608865	BP (Route 46 E- Fort Lee)	Sona Inc.	\$13,392.00		5	12/3/2008 12/1/2010
1465297	Thoele d/b/a ZX Gas or Citgo Gas or BP Gas	Thoele, Inc.	\$12,796.88		13	2/24/2005 2/22/2007
1603255	New Foundland BP	A & J Petroleum, LLC	\$12,608.00		3	1/1/2009 12/31/2010
1607522	BP/Morris Plains	B&A Morris Plains Inc	\$12,124.45		4	11/28/2008 11/27/2010
1606744	BP/Mountainside [Rte. 22 East]	Triple J Corp.	\$12,090.00		3	11/1/2008 11/1/2010

1614388	BP Gas	NGP 109 Inc.	\$11,689.00	4	1/29/2009	11/13/2010
1601456	BP/Phillipsburg	Creative Management, Inc	\$11,487.20	3	2/1/2009	2/1/2011
1601492	Moravia BP	Moravia Services, Inc	\$11,274.14	8	4/5/2009	4/5/2011
1601432	BP/North Brunswick-Georges Rd	North Brunswick Foreign & Domestic Auto Inc.	\$10,752.00	4	11/1/2008	11/1/2010
1681830	BP Gas Station	Sozab, Inc.	\$10,491.18	8	2/1/2011	1/31/2013
1601450	BP/East Brunswick	Creative Management, Inc.	\$10,411.65	3	2/21/2009	2/17/2011
1629828	BP Gas Station/Food Mart	Ganesh Food Mart Inc.	\$9,282.28	11	2/1/2010	1/18/2012
1534203	Liberty BP	Liberty BP	\$9,216.00	6	4/14/2007	4/11/2009
1515568	BP	Hoon, Inc.	\$8,813.01	11	7/9/2006	7/8/2008
1601434	BP RT 4 West, Paramus	West 4 Inc.	\$8,410.75	5	1/1/2009	12/31/2010
1590934	BP/Fill & Chill	Bloomington, LLC	\$7,108.50	4	1/3/2010	10/3/2010
1606374	BP/Westfield	SSO Filling, Inc.	\$6,846.18	1	7/1/2009	6/30/2011
1659828	BP - Mountainside	Triple J. Corp.	\$6,808.32	2	5/9/2011	5/9/2012
1615571	BP French St New Brunswick	Reel BP, Inc.	\$6,358.25	6	7/1/2010	4/2/2011
1508040	Airport BP	Roger's Petroleum Corporation	\$6,126.65	5	3/9/2006	2/28/2008
1601447	BP	Raineri's Service Station Inc	\$6,032.00	1	5/1/2009	4/29/2011
1624766	State Line BP/US 31 Tobacco #1	EAM Enterprises, INC	\$5,121.84	11	2/28/2010	2/28/2012
1592936	BP Speedway	Noor Enterprises, Inc.	\$5,025.24	5	10/11/2008	10/2/2010
1603257	Lincroft BP	J & R Oil, LLC	\$4,992.00	3	7/1/2010	12/31/2010
1464736	Rumble Road BP	Rumble Road BP Food & Gas, LLC	\$4,828.00	4	5/9/2006	2/25/2007
1468548	Amoco	Belleville, Incorporated	\$4,534.51	12	9/5/2005	3/9/2007
1567718	BP Old Fort One Stop	SH and H Enterprise	\$4,126.12	12	12/21/2008	7/15/2010
1510281	Cashiers Convenience Store & BP Inc	Cashiers Convenience Store & BP Inc	\$4,091.16	9	6/1/2006	5/22/2008
1625938	Bridge Street BP, LLC	Bridge Street BP, LLC	\$3,992.26	10	8/16/2009	8/15/2011
1641235	Fastbreak BP	Adam May, Inc.	\$3,895.99	5	1/24/2010	1/22/2012
1634048	BP at 1010	DV Strategic Investment Corporation, Inc.	\$3,433.18	5	9/11/2010	11/29/2011
1679878	BP Gas Station	2401 Willow Real Estate, LLC	\$3,145.00	3	12/31/2010	12/28/2012
1645698	Fast Track BP (Store # 4770)	Adam May, Inc.	\$2,943.95	8	1/24/2010	1/22/2012
1650531	BP/Subway	Mercury Enterprises LLC	\$2,938.75	7	6/5/2010	6/4/2012
1591471	BP- King St Petroleum	King St Petroleum	\$2,795.26	3	3/1/2010	7/17/2010
1613302	BP	SM Petroleum, Inc.	\$2,781.25	2	12/1/2010	7/21/2011
1533123	BP of Sparta	Gama Management Inc,	\$2,725.95	5	12/30/2006	12/26/2008
1607449	BP RT 130 North Brunswick	Alkon BP Inc.	\$2,612.30	10	9/1/2010	4/2/2011
1636169	BP - Burlington	GSS Business, Inc	\$2,540.00	2	1/2/2010	1/1/2012
1635519	BP Tenafly	Nissans Amoco Service Inc	\$2,436.00	1	5/9/2010	5/6/2012
1601435	BP Rt 17 South, Paramus	Kourken Amoco Inc.	\$2,396.16	2	1/16/2009	1/15/2011
1600126	BP Gas	Waukesha Fuel Stop, Inc. dba BP Gas	\$2,272.73	5	12/23/2009	4/26/2011
1543876	Jaguar BP#1	Hoven Oil Company, Inc.	\$2,240.00	1	9/1/2007	8/29/2009
1655845	Airport BP	Rogers Petroleum Corp.	\$2,146.88	6	5/13/2010	5/4/2012
1645697	Fast Track BP (Store # 4754)	Adam May, Inc.	\$2,133.79	7	1/24/2010	1/22/2012
1480454	BP Express Shop	Tenex, LLC	\$2,038.75	6	8/19/2005	8/17/2007
1645692	Fast Track BP (Store # 4752)	Adam May, Inc.	\$1,984.64	6	1/24/2010	1/22/2012
1581711	BP Lind Market	M & A General Partnership	\$1,866.25	1	6/16/2008	6/7/2010
1645696	Fast Track BP (Store # 4753)	Adam May, Inc.	\$1,844.76	7	1/24/2010	1/22/2012
1617010	BP Food Mart	Yogikrupa Inc.	\$1,803.33	1	3/1/2010	7/23/2011
1615522	Pulaski BP	Pulaski Food Services, Inc.	\$1,800.00	1	4/5/2009	4/5/2011
1584288	BP/Circle M Food Shop #49	Clipper Petroleum, Inc	\$1,765.26	5	5/13/2009	3/17/2011
1670185	BP Gas Station & Convenience Store	Randhawa Enterprises, LLC	\$1,350.00	1	10/10/2010	10/7/2012
1441544	BP	Motor Parkway Enterprises	\$1,309.88	1	9/24/2005	9/21/2007
1625392	BP Station	Ukani Brothers, Inc.	\$1,271.36	1	9/10/2009	9/1/2011
1615573	BP Cranbury	Cranbury BP Oil LLC	\$1,266.50	2	1/15/2011	4/2/2011
1545440	Goldy's Convenience Store/BP	RK Enterprises, Inc.	\$1,246.24	1	7/29/2007	7/26/2009
1635522	BP Jamesburg	Deep Petroleum & Auto Center LLC	\$1,140.00	2	2/7/2010	2/4/2012

1511406	BP	CaliCorp, Inc.	\$1,125.28	1	3/19/2006	3/16/2008
1615570	BP RT 1 North Brunswick	Rt 1 North Brunswick BP, LLC	\$1,083.75	3	1/22/2011	4/2/2011
1523502	Odessa BP	United LLC	\$940.03	4	9/17/2006	9/13/2008
1470668	Keshtgar Brentwood BP- Suffolk Avenue	Suffolk Enterprises Inc.	\$937.25	9	7/11/2003	5/11/2007
1470686	Keshtgar Brentwood BP- Motor Pkwy.	Motor Parkway Enterprises, Inc.	\$917.75	20	7/11/2003	5/11/2007
1611881	BP Totowa	Vijan Sons Petroleum Corporation	\$845.00	2	6/1/2009	5/31/2011
1595546	BP Gas Mart	Wes/Britt,inc.	\$800.00	5	3/23/2009	3/22/2011
1601429	BP/ Spring Lake	Suny Gas Inc.	\$793.88	2	5/30/2009	5/29/2011
1493338	BP - Waterloo W	Waterloo 436, Inc.	\$718.35	3	7/2/2007	10/28/2007
1619728	Uppy's BP	Osprey Oil Company LLC	\$606.15	1	9/2/2009	8/31/2011
1636168	BP - Delran	Charan Petroleum, Inc	\$600.00	1	1/2/2010	1/1/2012
1639823	BP - Maple Shade	Charan Petroleum, Inc	\$600.00	1	1/2/2010	1/1/2012
1627907	Hwy 70 West BP	Oksong, Inc	\$594.00	2	1/25/2010	11/30/2011
1630477	BP	Gold Mines LLC	\$539.62	8	8/31/2009	8/22/2011
1520789	Nobel Hospitality (BP Amoco)	Sunstar (NC) Inc	\$524.98	1	9/25/2006	9/24/2008
1528575	BP Gas Station	RAAM1, Inc.	\$506.30	2	12/25/2006	11/20/2008
1622011	BP - Piscataway	Vijan Sons Petroleum Corporation	\$487.50	2	7/7/2009	7/6/2011
1586811	Poole Road BP	Phillips Food Shop, Inc	\$413.75	3	1/21/2009	1/20/2011
1526010	BP Gas Station	One Stop Stores, Inc.	\$339.35	7	5/1/2007	12/26/2008
1645691	Fast Track BP (Store # 4751)	Adam May, Inc.	\$303.28	2	1/24/2010	1/22/2012
1499347	BP - Market	Market 437, Inc.	\$292.50	1	7/2/2007	10/28/2007
1479683	BP Gas Station	CJR Gas Enterprises, LLC	\$228.11	2	5/25/2006	8/1/2007
1601439	BP (Parsippany)	Machnis Corporation, Inc.	\$225.00	1	12/4/2008	12/1/2010
1499348	BP - Waterloo E	Waterloo 441, Inc.	\$166.50	3	7/2/2007	10/28/2007
1499343	BP - Copley	Copley 434, Inc.	\$146.25	1	7/2/2007	10/28/2007
1601449	BP/Hackettstown	RPC, Inc	\$110.00	1	12/1/2008	11/30/2010
1646928	House Springs BP Station	HBF Inc	\$91.98	2	1/13/2010	1/4/2012
1472840	Keshtgar Centereach BP	Fache Industries Inc.	\$85.00	1	7/11/2003	5/11/2007
1617936	BP Family Fare	MAL9120, Inc.	\$34.00	1	6/1/2010	8/26/2011
1690205	BP Gas Station	JAMS BP Inc.	\$27.75	1	5/5/2011	5/4/2013
1557519	BP SoftCloth Car Wash	Soft Cloth & All American Car Washes, LLC	\$0.00	0	7/23/2008	7/21/2010
1599829	BP Stop N Go	Shree Gatatrima, Inc	\$0.00	0	1/10/2009	1/9/2011
1533346	Metro BP	Metro BP	\$0.00	0	12/1/2008	12/16/2008
1608686	Poole Road BP	Phillips Food Shops, Inc	\$0.00	0	1/21/2009	1/20/2011
1633028	Salem & Sons Car Wash / BP Gas Station	Diamond Express, Inc.	\$0.00	0	11/1/2009	10/22/2011
1670872	BP Gas Station	SHEREEN FUEL INC	\$0.00	0	1/1/2012	12/18/2012
1651578	BP Gas Station (I-94)	10 Mile & I-94 Petro Mart, Inc.	\$0.00	0	4/6/2010	4/5/2012
1611880	BP of Totowa	Balloutine-Drucker Co., Inc	\$0.00	0	6/1/2009	5/31/2011
1541147	BP	Moon 05, LLC	\$0.00	0	2/7/2009	3/28/2009
1613305	BP	GPM Investments, LLC	\$0.00	0	3/21/2011	4/12/2011
1629208	BP	EZ Energy USA, Inc.	\$0.00	0	9/12/2009	9/3/2011
1499342	BP - Arlington	Arlington 438, Inc.	\$0.00	0	7/2/2007	10/28/2007
1499362	BP - Avon	Avon 440, Inc.	\$0.00	0	7/1/2007	10/27/2007
1499344	BP - High	High 430, Inc.	\$0.00	0	7/1/2007	10/27/2007
1608997	BP Newark	Technic Management Inc.	\$0.00	0	1/2/2010	1/2/2012
1635521	BP Bayonne	N & A Services Corp	\$0.00	0	5/1/2010	4/30/2012
1608996	BP Elizabeth	Technic Management Inc.	\$0.00	0	1/2/2010	1/2/2012
1635516	BP Flemington	Flemington BP Inc.	\$0.00	0	2/1/2010	1/31/2012
1461666	BP Gas Station	Je Jo LLC	\$0.00	0	3/1/2006	7/1/2007
1608998	BP North Bergen	Techni Management Inc	\$0.00	0	1/2/2010	1/2/2012
1580207	BP of Kuttawa	Wentawa, Inc.	\$0.00	0	10/28/2008	10/27/2010
1649467	BP Oil AM/PM	JJ Bros. Gas	\$0.00	0	4/16/2010	4/15/2012
1649465	BP Oil AM/PM	MB Gas	\$0.00	0	4/6/2010	4/15/2012

1601431	BP Perth Amboy	Technic Management, Inc	\$0.00	0	3/12/2009	3/12/2011
1618025	BP Quick Mart	Nanak Multiservices, Inc.	\$0.00	0	5/23/2009	5/14/2011
1635518	BP Route 27	Edison Oil Corp	\$0.00	0	2/1/2010	1/31/2012
1645922	BP Service Station	T-Bones, INC	\$0.00	0	3/13/2010	3/3/2012
1476823	BP Shop	Bill's Grocery, Inc.	\$0.00	0	6/13/2005	6/13/2007
1601448	BP/Hampton	APM Management (NJ), Inc	\$0.00	0	12/1/2008	11/30/2010
1608360	BP/W Long Branch 2	Gill Petroleum, Inc	\$0.00	0	3/1/2009	2/1/2011
1468609	Catawba Village BP	JBKD Inc.	\$0.00	0	9/20/2005	9/18/2007
1542703	Eastdale Mall BP	Russell Oil Company, Inc.	\$0.00	0	4/14/2007	4/11/2009
1487888	Eastern Blvd Family Fare BP	M.M. Fowler, Inc.	\$0.00	0	6/9/2005	6/8/2007
1462362	Haymont Family Fare BP	M.M.Fowler, Inc	\$0.00	0	6/9/2005	6/8/2007
1588385	Ocala BP	High Misada, Inc.	\$0.00	0	1/11/2009	1/9/2011
1662754	Omro Bp, Inc	Omro Bp, Inc	\$0.00	0	8/25/2010	8/24/2012
1663140	Open Pantry Food Mart (BP)	Norvelt Open Pantry Foods	\$0.00	0	8/1/2010	7/14/2012
1487889	Owen Village Family Fare BP	M.M. Fowler, Inc.	\$0.00	0	6/9/2005	6/8/2007
1487896	Ponderosa Family Fare BP	M.M. Fowler, Inc.	\$0.00	0	6/9/2005	6/8/2007
1492493	Rang Avdhut Mart and BP station	Rang Avdhut Mart, Inc.	\$0.00	0	4/15/2007	10/7/2007
1568209	Rock Quarry BP / Amoco	Nobel Hospitality Inc	\$0.00	0	1/11/2008	1/10/2010
1582938	Romeo BP	Maraj Development Company, LLC	\$0.00	0	9/12/2008	9/11/2010
1487897	Rowan Street Family Fare BP	M.M. Fowler, Inc.	\$0.00	0	6/9/2005	6/8/2007
1528454	Terry Road BP	Chandi & Kumar Management, LLC d/b/a	\$0.00	0	2/14/2007	10/24/2008
1613303	BP	Bowkers Auto Repair	\$0.00	0	5/4/2009	5/3/2011
1608359	BP/Dover	Creative Management, Inc.	\$0.00	0	2/18/2009	2/17/2011
1608349	BP/New Brunswick	Creative Management, Inc.	\$0.00	0	2/18/2009	2/17/2011
1608353	BP/Somerset	Creative Mangagement, Inc.	\$0.00	0	2/18/2009	2/17/2011
1608355	BP/South River	Creative Management, Inc.	\$0.00	0	2/18/2009	2/17/2011
1651870	BP Gas Station	Tanwar Enterprises	\$0.00	0	10/5/2011	4/5/2012
1601455	BP/Bridgewater	Route 22 Fuel, LLC	\$0.00	0	1/1/2009	12/3/2010
1601441	BP/Englewood(Rt. 4 E)	Atlantis Management Group	\$0.00	0	2/15/2011	4/17/2011
1601436	BP/Middletown	Gill Petroleum, Inc	\$0.00	0	3/1/2009	2/1/2011
1608354	BP/W Long Branch 1	Gill Petroleum, Inc	\$0.00	0	3/1/2009	2/1/2011
1611883	Ewing BP	G & B Businesss Associates Inc.	\$0.00	0	3/1/2009	2/28/2011
1601437	MRM BP	MRM Enterprises Inc	\$0.00	0	12/1/2008	11/30/2010
Total	181 violations		\$1,362,498.07	616		

Bridgford Foods Corporation
(Bridgford Foods Processing)

Bridgford Foods Corporation

Name of Company Identified in SVEP Data: Bridgford Foods Processing

Company Headquarters: Chicago, Illinois

Industry: Food Processing, Manufacturing, and Distribution

Company Overview: Bridgford Foods Processing is an American corporation that specializes in meat wholesaling, frozen food distribution, meat processing, and frozen food manufacturing.

The Company originated as Bridgford Foods Corporation in 1932 and now has 500 employees.

Total Federal Contract Dollars 2012: \$901,782

Main Contracting Agencies: Department of Defense

Bridgford Foods Processing

OSHA cited Bridgford Food Processing Corp. with four safety violations at the company's Chicago meat processing facility after a worker suffered amputations of two fingers on February 7, 2012 while operating a vacuum packaging machine. A second worker had been injured operating the same machine on January 25, 2012, and suffered deep lacerations and tendon damage on four fingers. Proposed fines totaled \$184,000 following an inspection that was opened following the incidents.

One willful violation was cited for not affixing lockout/tagout devices to all energy sources and preventing workers from coming into contact with machines' points of operation. OSHA deemed this violation willful because, despite the company's history of injuries caused by lockout failures, Bridgford had taken few precautionary measures to prevent similar incidents at the facility. Two repeat violations involved failing to develop and train employees in machine-specific lockout/tagout procedures.

Bridgford Foods Processing

OSHA issued the Bridgford Foods Processing Corp. facility in Chicago 10 safety citations for failing to implement and provide training for workers on lockout/tagout procedures, thereby exposing them to energized equipment. The meat processing plant faced proposed penalties of \$212,000.

Bridgford Foods Processing was issued one willful citation, for allowing workers to remove a shovel stuck in an auger screw conveyor without locking or tagging out the auger, placing employees in danger of the machine operating while they worked to remove the shovel. Bridgford Foods Processing was also issued six repeat citations, with proposed fines of \$135,000, for having locked exit doors, failing to provide lockout/tagout or electrical safety training, failing to provide a load backrest extension on a powered industrial truck to minimize the hazard of material falling and failing to specifically outline energy control procedures.



Search

Prime Award Advanced Search Sub-award Advanced Search

NOTE: You must click [here](#) for very important D&B information.

Prime Award Spending Data

[View Sub-award Data](#)

FY 2012

Filters: **FY 2012** Contractor: **Bridgford Industries Incorporated**

By Agency By Prime Awardee By Location

Report Data Issues

View: **Expanded Summary**

Jump to: [All Spending Data](#) | [Contracts Data Only](#) | [Assistance Data Only](#) | [Export](#)

Total Dollars: \$901,783	Number of Transactions: 9	Total Sub-Award Dollars: \$0	Number of Sub-Award Reports: 0
------------------------------------	-------------------------------------	----------------------------------------	------------------------------------------

All Spending Data

BRIDGFORD INDUSTRIES INCORPORATED

Top 5 Prime Award Recipient Locations (States)

1. California	\$901,783	<div style="width: 100%;"></div>
---------------	-----------	----------------------------------

Top 5 Prime Award Major Agencies

1. Department of Defense	\$901,783	<div style="width: 100%;"></div>
--------------------------	-----------	----------------------------------

Top 5 Prime Award Sub Agencies

1. Defense Commissary Agency (Deca)	\$901,783	<div style="width: 100%;"></div>
-------------------------------------	-----------	----------------------------------

Top 10 Prime Awards in FY2012

1. Contract: Department of Defense 1206 Meat, Poultry, and Fish	\$230,372	<div style="width: 100%;"></div>
2. Contract: Department of Defense 1209 Meat, Poultry, and Fish	\$174,211	<div style="width: 100%;"></div>
3. Contract: Department of Defense 1212 Bakery and Cereal Products	\$121,186	<div style="width: 100%;"></div>
4. Contract: Department of Defense 1203 Meat, Poultry, and Fish	\$121,125	<div style="width: 100%;"></div>
5. Contract: Department of Defense 1203 Bakery and Cereal Products	\$73,607	<div style="width: 100%;"></div>
6. Contract: Department of Defense 1206 Bakery and Cereal Products	\$67,191	<div style="width: 100%;"></div>
7. Contract: Department of Defense 1209 Bakery and Cereal Products	\$59,082	<div style="width: 100%;"></div>
8. Contract: Department of Defense 1212 Meat, Poultry, and Fish	\$55,010	<div style="width: 100%;"></div>
9. Contract: Department of Defense HDEC0112G4184 Meat, Poultry, and Fish	\$0	<div style="width: 100%;"></div>

Contracts Data Only

Top 5 Prime Award Type of Contracts Used

1. Firm Fixed Price	\$901,783	<div style="width: 100%;"></div>
---------------------	-----------	----------------------------------


Top 5 Prime Award Contractors

1. Bridgford Industries Incorporated	\$901,783	<div style="width: 100%;"></div>
--------------------------------------	-----------	----------------------------------

Top 5 Prime Award Products or Services Sold ?







1. Meat, Poultry, and Fish	\$580,717	<div style="width: 100%;"></div>
2. Bakery and Cereal Products	\$321,066	<div style="width: 100%;"></div>

Competition

 [List View](#)

* Click on the pie chart slice or the corresponding legend text for Competed/Not Competed Dollars to drill down more into "Dollars by Competition Type"

Prime Awards Timeline

-  Contracts
-  Grants
-  Direct Payments
-  Insurance
-  Loans and Guarantees
-  Others

 [List View](#)

All prime award data as reported by agencies. The assistance prime award data includes agency submissions as of 11/21/2013 and the contracts prime award data includes procurement data downloaded from FPDS as of 11/22/2013. Please note that availability of DOD contracts prime award data is delayed by 90 days to protect operations tempo. All Sub-award data is based on prime award submissions from FSRS, for sub-contracts as of 11/21/2013 and for sub-grants as of 11/21/2013. For more information about the data, data sources, and data timeliness, please see [Learn](#).

The quality procurement data is maintained by the federal agencies by annual verification and validation of their data in FPDS. For more information on how the quality is maintained and what the government is doing in ensuring the quality please see [PDF](#).

[About](#) | [Opportunities](#) | [FAQs](#) | [Feedback](#) | [Accessibility](#) | [Privacy Policy](#) | [Disclaimer](#)



C&S Wholesale Grocers, Inc.

C & S Wholesale Grocers, Inc.

Legal Name of Company Identified in WHD Data: C&S Wholesale Grocers, Inc.

Company Headquarters: Keene, New Hampshire

Industry: Grocery

Company Overview: C&S is the largest wholesale grocery supply company in the U.S. and the lead supply chain company in the food industry. They operate regional distribution centers where they receive products from food and grocery companies and ship them to supermarkets and other institutions. Major clients include Safeway, Target, and Ralphs. Currently, C&S serves about 4,300 stores from more than 50 locations in 14 states.

Total Federal Contract Dollars 2012: \$1.7 million

Main Contracting Agencies: Department of Defense

Primary Nature of Federal Contracts: Provides the Department of Defense meat, poultry, and fish.

C & S Wholesale Grocers, Inc.

An investigation by the U.S. Department of Labor's Wage and Hour Division resulted in the payment of \$714,562 in back wages owed to 1,189 employees of C&S Wholesale Grocers. The investigation found that 1) there was a rounding issue with the punch clock for hourly staff working at their warehouses that could have deleted time worked from their an employee's timecard and 2) 135 staff members were improperly classified as exempt employees. As C&S Grocers has had repeated overtime issues, civil money penalties of \$65,340 were assessed.

Bellyon, Inc.

The U.S. Department of Labor assessed Bellyon Inc. (doing business as a Piggly Wiggly supermarket chain store) \$68,970 in civil money penalties from for requiring 52 minors to perform hazardous jobs, in violation of the Fair Labor Standards Act (FLSA). Additionally, the department recovered \$1,960 in back wages for 26 other workers who were denied proper compensation, in violation of the FLSA's minimum wage provisions.

Following its investigation, the Wage and Hour Division's New Orleans District Office found that 52 Piggly Wiggly employees ages 15 to 17 were required to operate hazardous equipment such as scrap paper balers, in violation of federal child labor provisions of the FLSA. Additionally, 26 current and former cashiers and stock workers were required to pay for cash register shortages from their own wages. These deductions reduced the employees' hourly rate of pay below the federal minimum wage rate in violation of the FLSA.



Search

Prime Award Advanced Search Sub-award Advanced Search

NOTE: You must click [here](#) for very important D&B information.

Prime Award Spending Data

[View Sub-award Data](#)

FY 2012

Filters: **FY 2012** Contractor: **C&s Wholesale Grocers INC.**

By Agency By Prime Awardee By Location

[Report Data Issues](#)

View: **Expanded Summary**

Jump to: [All Spending Data](#) | [Contracts Data Only](#) | [Assistance Data Only](#) | [Export](#)

Total Dollars: \$1,665,465	Number of Transactions: 41	Total Sub-Award Dollars: \$0	Number of Sub-Award Reports: 0
--------------------------------------	--------------------------------------	----------------------------------------	------------------------------------------

All Spending Data

C&S WHOLESALE GROCERS INC.

Top 5 Prime Award Recipient Locations (States)

1. New Hampshire	\$1,665,465	<div style="width: 100%;"></div>
------------------	-------------	----------------------------------

Top 5 Prime Award Major Agencies

1. Department of Defense	\$1,665,465	<div style="width: 100%;"></div>
2. Department of Interior	\$0	<div style="width: 0%;"></div>

Top 5 Prime Award Sub Agencies

1. Defense Commissary Agency (Deca)	\$1,665,465	<div style="width: 100%;"></div>
2. U.S. Fish and Wildlife Service	\$0	<div style="width: 0%;"></div>

Top 10 Prime Awards in FY2012

1. Contract: Department of Defense 1206 Meat, Poultry, and Fish	\$429,189	<div style="width: 100%;"></div>
2. Contract: Department of Defense 1209 Meat, Poultry, and Fish	\$425,127	<div style="width: 100%;"></div>
3. Contract: Department of Defense 1212 Meat, Poultry, and Fish	\$334,095	<div style="width: 100%;"></div>
4. Contract: Department of Defense 1203 Meat, Poultry, and Fish	\$321,127	<div style="width: 100%;"></div>
5. Contract: Department of Defense 1209 Beverages, Nonalcoholic	\$15,393	<div style="width: 10%;"></div>
6. Contract: Department of Defense 0044 Lease or Rental of Equipment-Ground Effect Vehicles, Motor Vehicles, Trailers, and Cycles	\$15,026	<div style="width: 10%;"></div>
7. Contract: Department of Defense 0053 Lease or Rental of Equipment-Ground Effect Vehicles, Motor Vehicles, Trailers, and Cycles	\$14,376	<div style="width: 10%;"></div>
8. Contract: Department of Defense 1203 Meat, Poultry, and Fish	\$12,310	<div style="width: 10%;"></div>
9. Contract: Department of Defense 1212 Meat, Poultry, and Fish	\$10,685	<div style="width: 10%;"></div>
10. Contract: Department of Defense 1209 Dairy Foods and Eggs	\$9,153	<div style="width: 10%;"></div>

Contracts Data Only

Top 5 Prime Award Type of Contracts Used

1. Firm Fixed Price	\$1,665,465	<div style="width: 100%;"></div>
---------------------	-------------	----------------------------------

Top 5 Prime Award Contractors

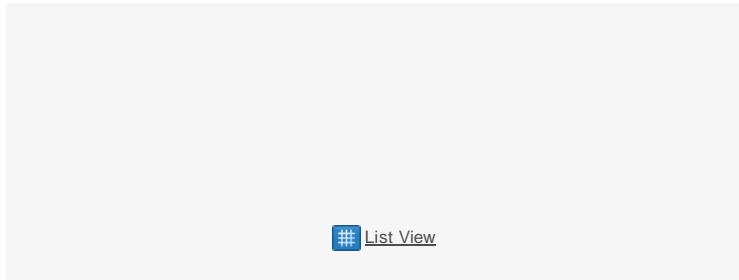
1. C&s Wholesale Grocers INC.	\$1,665,465	<div style="width: 100%;"></div>
-------------------------------	-------------	----------------------------------

Top 5 Prime Award Products or Services Sold

1. Meat, Poultry, and Fish	\$1,547,220	<div style="width: 100%;"></div>
2. Lease or Rental of Equipment-Ground Effect Vehicles, Motor	\$51,373	<div style="width: 10%;"></div>

	Vehicles, Trailers, and Cycles	
3.	Dairy Foods and Eggs	\$30,674
4.	Beverages, Nonalcoholic	\$29,597
5.	Lease or Rental of Equipment- Engines, Turbines, and Components	\$6,600

Competition



List View

* Click on the pie chart slice or the corresponding legend text for Competed/Not Competed Dollars to drill down more into "Dollars by Competition Type"

Prime Awards Timeline

- Contracts
- Grants
- Direct Payments
- Insurance
- Loans and Guarantees
- Others

List View

All prime award data as reported by agencies. The assistance prime award data includes agency submissions as of 11/21/2013 and the contracts prime award data includes procurement data downloaded from FPDS as of 11/22/2013. Please note that availability of DOD contracts prime award data is delayed by 90 days to protect operations tempo. All sub-award data is based on prime award submissions from FSRS, for sub-contracts as of 11/21/2013 and for sub-grants as of 11/21/2013. For more information about the data, data sources, and data timeliness, please see [Learn](#).

The quality procurement data is maintained by the federal agencies by annual verification and validation of their data in FPDS. For more information on how the quality is maintained and what the government is doing in ensuring the quality please see [PDF](#).

[About](#) | [Opportunities](#) | [FAQs](#) | [Feedback](#) | [Accessibility](#) | [Privacy Policy](#) | [Disclaimer](#)



**All Parent and Subsidiary Violations 2007-2012 contained in
Department of Labor enforcement data for Wage and Hour
Division and Occupational Safety and Health
Administration**

Occupational Safety and Health Administration (OSHA) Enforcement Data

InspectionID	CaseClosedDate	EstablishmentName	SumOfInitialPenalties	SumOfCurrentPenalties
310189519	2009-05-19	C & S WHOLESALE GROCERS, INC.	\$133,000.00	\$50,000.00
311767180	2010-03-09	C & S WHOLESALE GROCERS, INC.	\$62,500.00	\$38,000.00
333307841		C & S WHOLESALE GROCERS, INC.	\$44,000.00	\$44,000.00
311763668	2010-03-09	C & S WHOLESALE GROCERS	\$35,000.00	\$20,500.00
311798599	2010-07-15	C & S WHOLESALE GROCERS	\$27,000.00	\$13,500.00
334676384	2012-10-01	C & S WHOLESALE GROCERS, INC.	\$25,000.00	\$13,000.00
300879350	2008-05-06	C & S WHOLESALE GROCERS, INC.	\$17,805.00	\$3,120.00
313980740	2011-01-14	C&S WHOLESALE GROCERS,INC DBA WOODBRIDGE LOGISTICS	\$14,500.00	\$6,650.00
315441071	2011-06-28	C & S WHOLESALE GROCERS INC	\$12,750.00	\$7,000.00
311796635	2010-08-30	C & S WHOLESALE GROCERS	\$12,175.00	\$6,087.50
315350215	2011-06-28	C & S WHOLESALE GROCERS	\$11,601.00	\$7,000.00
308355601	2007-10-22	C & S WHOLESALE GROCERS	\$10,000.00	\$5,000.00
311980569	2010-08-05	C & S WHOLESALE GROCERS, INC.	\$10,000.00	\$3,000.00
313200842	2009-11-04	C&S WHOLESALE GROCERS, INC.	\$9,000.00	\$4,500.00
311437784	2010-08-05	C&S WHOLESALE GROCERS INC DBA HAWAII LOGISTIC SVC	\$8,125.00	\$4,062.50
310151196	2008-04-11	C & S WHOLESALE GROCERS, INC.	\$7,500.00	\$2,500.00
300878261	2007-04-19	C & S WHOLESALE GROCERS, INC.	\$7,050.00	\$3,000.00
314405523	2012-05-11	C & S WHOLESALE GROCERS	\$7,000.00	\$3,300.00
312577729	2012-08-08	C&S WHOLESALE GROCERS,INC DBA TRACY LOGISTICS, LLC	\$6,935.00	\$1,120.00
310144993	2007-04-25	C&S WHOLESALE GROCERS INC.	\$6,000.00	\$3,900.00
312551138	2009-07-15	PIGGLY WIGGLY	\$5,850.00	\$5,850.00
313228710	2011-03-04	C & S WHOLESALE GROCERS, INC.	\$5,400.00	\$600.00
310148739	2008-07-22	C&S WHOLESALE GROCERS,INC./GROCERY DIST. CENTER	\$5,000.00	\$0.00
310150966	2008-07-01	C&S WHOLESALE GROCERS,INC./PERISHABLE DIST. CENTER	\$5,000.00	\$3,750.00
332835222		ERIE LOGISTICS, LLC	\$5,000.00	\$1,500.00
301484168	2011-01-05	C & S WHOLESALERS	\$3,575.00	\$1,500.00
311974125	2008-10-23	C & S WHOLESALE GROCERS, INC.	\$3,400.00	\$2,210.00
304720477		PIGGLY WIGGLY	\$3,225.00	\$3,225.00
310625835	2008-02-19	C & S WHOLESALE GROCERS, INC.	\$2,500.00	\$1,000.00
313488546	2011-04-29	C & S WHOLESALE SERVICES INC	\$1,875.00	\$750.00
313758427	2010-09-03	C & S WHOLESALE GROCERS, INC.	\$1,700.00	\$1,360.00
312400765	2009-04-22	ERIE LOGISTICS LLC	\$1,625.00	\$1,000.00
309368819	2007-05-03	C & S WHOLESALE GROCERS, INC.	\$1,615.00	\$1,615.00
311475511	2008-07-09	C & S WHOLESALE GROCERS	\$1,500.00	\$1,500.00
308353598	2007-04-09	C&S WHOLESALE GROCERS, INC.	\$1,125.00	\$1,125.00
313076960	2010-08-04	C & S WHOLESALE GROCERS INC	\$1,100.00	\$935.00
313207557	2011-09-14	C & S WHOLESALE GROCERS INC.	\$1,100.00	\$0.00
313222887	2009-12-09	PIGGLY WIGGLY	\$1,050.00	\$1,050.00
310144092	2007-02-22	C & S WHOLESALE GROCERS, INC.	\$975.00	\$732.00
312308315	2008-10-09	ERIE LOGISTICS LLC	\$975.00	\$0.00
310416102	2008-05-06	C & S WHOLESALE GROCERS, INC.	\$670.00	\$670.00
312575939	2009-11-23	C & S WHOLESALE GROCERS DBA TRACY LOGISTICS LLC	\$280.00	\$280.00
14287585		PIGGLY WIGGLY SOUTHERN INC	\$75.00	\$75.00
Total	43 violations		\$521,556.00	\$269,967.00

Wage and Hour Division (WHD) Compliance Action Data

case_id	trade_nm	legal_name	bw_atp_amt	ee_atp_cnt	findings_start_date	findings_end_date
1498833	C & S Wholesale Grocers	C & S Wholesale Grocers, Inc.	\$714,562.13	1188	12/27/2005	12/26/2007
1518343	C & S Wholesale Grocers, Inc.	C & S Wholesale Grocers, Inc.	\$55,319.95	14	8/4/2006	8/3/2008

	1451168 C & S Wholesale Grocers	C& S Wholesale Grocers Inc.	\$11,692.59	4	3/23/2005	3/21/2007
	1579597 C & S Wholesale Grocers	Collington Services LLC	\$0.00	0	7/9/2008	7/9/2009
	1676404 C & S Wholesale Grocers	Erie Logistics, LLC	\$0.00	0	8/3/2012	10/3/2012
Total	5 violations		\$781,574.67	1206		

Cerberus Capital Management, L.P.
(I.A.P. World Services, Inc.)

Cerberus Capital Management L. P.

Legal Name of Company Identified in WHD Data: I.A.P. World Services, Inc.

Company Headquarters: New York City, New York

Industry: Private Equity.

Company Overview: Cerberus Capital Management is a private equity company with more than \$20 billion under management in funds and accounts. Cerberus is the owner of I.A.P.

Worldwide Services a company that provides construction, utilities, engineering, logistics and other forms of basic operations support.

Total Federal Contract Dollars 2012: \$365.7 million

Main Contracting Agencies: Department of Defense

Primary Nature of Federal Contracts: Operates remote base facilities including in Afghanistan and Guantanamo, manages US based port facilities and energy facilities.

I.A.P. World Services, Inc.

An investigation by the U.S. Department of Labor's Wage and Hour Division resulted in the payment of more than \$1.8 million in back wages owed to 814 employees of IAP World Services, Inc. The investigation determined that IAP failed to raise wages when updated wage determinations were published. However, the IRS failed to properly modify the contract each time an applicable revision of the various wage determinations were published for each of the sites in the contract.

I.A.P. Worldwide Services paid out the back wages upon completion of the self-audit at each of six locations. According to the case file, IAP was in discussions with the IRS about receiving the additional funds for the wage determination increases.



Search

Prime Award Advanced Search Sub-award Advanced Search

NOTE: You must click [here](#) for very important D&B information.

Prime Award Spending Data

[View Sub-award Data](#)

FY 2012

Filters: FY 2012 Contractor: [Cerberus Capital Management L.P.](#)

By Agency By Prime Awardee By Location

[Report Data Issues](#)

View: [Expanded Summary](#)

Jump to: [All Spending Data](#) | [Contracts Data Only](#) | [Assistance Data Only](#) | [Export](#)

Total Dollars: \$365,729,861	Number of Transactions: 1,590	Total Sub-Award Dollars: \$0	Number of Sub-Award Reports: 0
----------------------------------------	-----------------------------------------	----------------------------------------	------------------------------------------

All Spending Data

CERBERUS CAPITAL MANAGEMENT L.P.

Top 5 Prime Award Recipient Locations (States)

1. Florida	\$316,273,729	
2. Maryland	\$24,199,583	
3. New York	\$17,771,710	
4. North Carolina	\$10,667,131	
5. Georgia	\$1,072,360	

Top 5 Prime Award Major Agencies

1. Department of Defense	\$310,612,060	
2. Department of Transportation	\$20,952,173	
3. National Aeronautics and Space Administration	\$20,876,970	
4. Department of Commerce	\$6,048,858	
5. Department of Interior	\$3,280,020	

Top 5 Prime Award Sub Agencies

1. Department of the Navy	\$150,989,917	
2. Department of the Army	\$100,253,832	
3. Department of the Air Force	\$59,896,172	
4. National Aeronautics and Space Administration	\$20,876,970	
5. Federal Aviation Administration	\$20,648,693	

Top 10 Prime Awards in FY2012

1. Contract: Department of Defense N6523609C6872 Systems Engineering Services	\$17,952,568	
2. Contract: Department of Defense 0001 Guns, Through 30mm	\$16,163,252	
3. Contract: Department of Defense 0114 Housekeeping- Facilities Operations Support	\$14,646,849	
4. Contract: Department of Defense 0001 Utilities- Electric	\$12,004,385	
5. Contract: Department of Defense 0014 Maint, Rep/Alter/All Other	\$11,017,707	
6. Contract: Department of Defense 4C14 Housekeeping- Facilities Operations Support	\$9,652,044	
7. Contract: Department of Defense 1085 Housekeeping- Facilities Operations Support	\$8,889,742	
8. Contract: Department of Defense 0002 Utilities- Electric	\$8,658,302	
9. Contract: Department of Defense 0014 Maint, Rep/Alter/All Other	\$8,068,030	
10. Contract: Department of Defense N6523609C6872 Systems Engineering Services	\$7,710,029	

Contracts Data Only

Top 5 Prime Award Type of Contracts Used

1. Firm Fixed Price	\$263,696,099	
2. Cost Plus Fixed Fee	\$80,198,413	
3. Fixed Price Award Fee	\$15,576,815	
4. Time and Materials	\$4,751,537	
5. Cost No Fee	\$3,044,861	

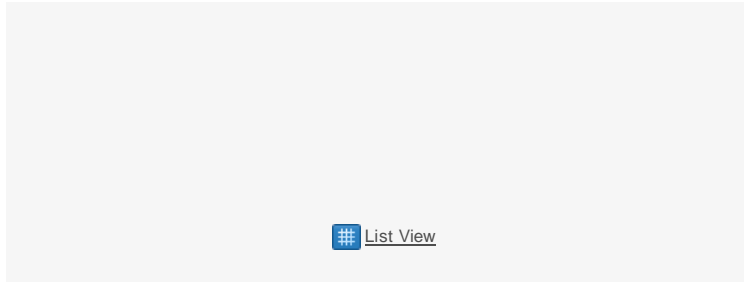
Top 5 Prime Award Contractors

1. Cerberus Capital Management L.P.	\$365,729,861	
-------------------------------------	---------------	--

Top 5 Prime Award Products or Services Sold

1.	Housekeeping- Facilities Operations Support	\$112,274,591	
2.	Systems Engineering Services	\$71,066,013	
3.	Guns, Through 30mm	\$27,585,364	
4.	Utilities- Electric	\$27,005,505	
5.	Maint, Rep/Alter/All Other	\$23,614,458	

Competition



[List View](#)

* Click on the pie chart slice or the corresponding legend text for Completed/Not Completed Dollars to drill down more into "Dollars by Competition Type"

Prime Awards Timeline

- Contracts
- Grants
- Direct Payments
- Insurance
- Loans and Guarantees
- Others

[List View](#)

All prime awardee data as reported by agencies. The assistance prime awardee data includes agency submissions as of 11/23/2013 and the contracts prime awardee data includes procurement data downloaded from FPDS as of 11/24/2013. Please note that availability of DOD contracts prime awardee data is delayed by 90 days to protect operations tempo. All Sub-awardee data is based on prime awardee submissions from FSRS, for sub-contracts as of 11/23/2013 and for sub-grants as of 11/23/2013. For more information about the data, data sources, and data timeliness, please see [Learn](#).

The quality procurement data is maintained by the federal agencies by annual verification and validation of their data in FPDS. For more information on how the quality is maintained and what the government is doing in ensuring the quality please see [PDF](#).

[About](#) | [Opportunities](#) | [FAQs](#) | [Feedback](#) | [Accessibility](#) | [Privacy Policy](#) | [Disclaimer](#)



**All Parent and Subsidiary Violations 2007-2012 contained in
Department of Labor enforcement data for Wage and Hour
Division and Occupational Safety and Health
Administration**

Occupational Safety and Health Administration (OSHA) Enforcement Data

Attributed to Cerberus Capital Management

InspectionID	CaseClosedDate	EstablishmentName	SumOfInitialPenalties	SumOfCurrentPenalties
307461806	2010-03-23	IAP WORLDWIDE SERVICES INC	\$25,700.00	\$2,700.00
313607111	2009-10-29	IAP WORLD SERVICES	\$4,675.00	\$1,275.00
Total	2 violations		\$30,375.00	

Attributed to Companies in which Cerberus Capital Management Holds Investments

314200288	2011-09-14	PARA USA, INC.	\$169,800.00	\$89,300.00
314352477		REMINGTON ARMS CO., INC.	\$120,000.00	\$86,800.00
314352329		REMINGTON ARMS CO., INC.	\$46,000.00	\$33,200.00
314840687	2011-04-27	BUSHMASTER FIREARMS INTERNATIONAL LLC	\$44,000.00	\$43,000.00
314388406	2011-02-25	DYNCORP INTERNATIONAL, LLC	\$41,375.00	\$10,875.00
315896225		SUPERVALU, INC.	\$37,400.00	\$24,625.00
125915793		ALBERTSONS	\$36,000.00	\$18,000.00
315019661	2011-06-24	ALBERTSONS LLC	\$36,000.00	\$21,500.00
307184317	2009-03-03	ALBERTSON'S. INC.	\$36,000.00	\$18,000.00
301508586	2008-12-17	DYNCORP INTERNATIONAL	\$35,000.00	\$24,750.00
309296788	2008-05-13	ALBERTSON'S DISTRIBUTION CENTER	\$25,000.00	\$1,060.00
125950105	2008-06-27	ALBERTSONS	\$23,800.00	\$1,490.00
123900664	2008-11-17	NEW ALBERTSONS INC	\$18,750.00	\$9,000.00
126149103		ALBERTSONS	\$18,375.00	\$5,775.00
125946483	2008-11-05	ALBERTSON'S SUPERVALUE	\$18,000.00	\$560.00
309621126	2007-03-23	BLUE BIRD CORPORATION	\$17,175.00	\$9,800.00
315736991	2012-06-28	BLUE BIRD CORPORATION	\$14,960.00	\$1,500.00
315279182	2011-09-08	SUPERVALU, INC.	\$14,000.00	\$14,000.00
313029332	2010-07-29	STRATEGIC RESTAURANT ACQUISITION COMPANY LLC	\$13,500.00	\$7,650.00
305630808	2007-05-25	SUPERVALU, INC.	\$12,600.00	\$6,000.00
315538082		REMINGTON ARMS COMPANY, INC.	\$12,350.00	\$7,310.00
309724417	2007-07-23	SUPERVALU - FORT WAYNE DISTRIBUTION CENTER	\$11,250.00	\$6,562.50
314886284	2011-01-20	ALBERTSON'S, #6088	\$9,945.00	\$6,961.50
120250675	2008-08-25	ALBERTSON'S DISTRIBUTION CENTER	\$9,350.00	\$5,085.00
313027971	2010-10-05	STRATEGIC RESTAURANTS ACQUISITION COMPANY LLC	\$9,000.00	\$5,400.00
312767437	2009-04-02	SUPERVALU, INC.	\$8,550.00	\$6,100.00
310841085	2008-02-04	SUPERVALU, INCORPORATED	\$8,500.00	\$2,980.00
315736843	2012-04-23	BLUE BIRD CORPORATION	\$8,415.00	\$5,000.00
313029662	2010-08-30	STRATEGIC RESTAURANTS ACQUISITION COMPANY LLC	\$8,100.00	\$4,860.00
309470730	2007-06-26	SUPERVALU HOLDINGS, INC. DBA BLACK DIAMOND FRUIT A	\$7,275.00	\$5,000.00
310034111	2008-07-03	SUPERVALU, INC.	\$7,000.00	\$4,000.00
313029688	2010-08-30	STRATEGIC RESTAURANTS ACQUISITION COMPANY LLC	\$6,750.00	\$4,500.00
309911758	2009-11-05	SUPERVALUE COMPANY DBA ALBERTSONS	\$6,535.00	\$5,005.00
314281965	2010-04-28	SUPERVALU, INC.	\$6,375.00	\$3,937.50
311518682	2009-05-18	SUPERVALU WEST COAST GROCERY D	\$6,000.00	\$3,600.00
310193677		ALBERTSON'S	\$5,850.00	\$5,400.00
314395070	2010-10-04	PARA USA INC.	\$5,625.00	\$5,625.00
301510954	2011-08-18	DYNCORP INTERNATIONAL, LLC	\$5,500.00	\$3,000.00
300880663	2007-01-31	ALBERTSON'S	\$5,000.00	\$5,000.00
315197400	2011-05-18	DYNCORP INTERNATIONAL	\$5,000.00	\$3,000.00
314193319	2011-08-30	NEW ALBERTSONS INC	\$5,000.00	\$1,250.00
310297767	2010-02-09	NEW ALBERTSONS INC	\$5,000.00	\$2,500.00
305356214	2010-08-12	NEW ALBERTSONS INC	\$4,485.00	\$1,485.00
110572161	2008-02-05	DYNCORP INTERNATIONAL	\$4,050.00	\$4,050.00
311268379	2008-04-17	SUPERVALU WAREHOUSE	\$4,050.00	\$2,025.00

305474900	2010-09-13	ALBERTSONS	\$3,750.00	\$3,375.00
311905186	2008-08-06	ALBERTSONS, LLC #812	\$3,750.00	\$1,600.00
314734476	2010-11-30	SUPERVALU INC - MPLS DISTRIB CENTER	\$3,500.00	\$3,500.00
312633589	2010-03-02	SUPERVALU PITTSBURGH DISTRIBUTION CENTER	\$3,500.00	\$2,450.00
311299051	2008-08-22	REMINGTON ARMS COMPANY, INC.	\$3,375.00	\$3,375.00
314734526	2010-12-03	SUPERVALU INC - MPLS DISTRIB CENTER	\$3,150.00	\$3,150.00
315206854	2011-02-28	BLUELINX CORPORATION	\$3,000.00	\$2,100.00
310057450	2007-06-22	ALBERTSON'S LLC	\$2,895.00	\$2,895.00
313072969	2009-04-24	DPMS FIREARMS LLC	\$2,800.00	\$2,800.00
307460899	2007-01-30	ALBERTSONS MARKET #6542	\$2,700.00	\$0.00
314508102	2011-10-25	ALBERTSON'S INC	\$2,550.00	\$2,550.00
312944077	2009-07-30	ALBERTSON'S #244	\$2,500.00	\$2,500.00
313092744	2009-09-10	ALBERTSON'S #244	\$2,400.00	\$2,400.00
310652235	2007-01-21	SUPERVALU, INC.	\$2,125.00	\$1,275.00
125748616	2007-03-20	ALBERTSON'S	\$2,000.00	\$300.00
125949644		ALBERTSONS INC	\$1,875.00	\$357.00
313415366	2010-02-17	ALBERTSONS, LLC	\$1,875.00	\$1,000.00
309501955	2008-05-27	NEW ALBERTSONS	\$1,875.00	\$1,875.00
309976363	2008-05-02	SUPERVALU, INC.	\$1,875.00	\$1,406.00
312127368	2008-10-03	SUPERVALU, INC. DBA ACME MARKETS	\$1,875.00	\$1,407.00
125949362	2009-08-20	ALBERTSONS #6124	\$1,685.00	\$1,685.00
312434590	2010-08-03	NEW ALBERTSON'S, INC.	\$1,680.00	\$1,680.00
126100932	2010-09-13	SUPER SAVER - ALBERTSON'S	\$1,680.00	\$450.00
310651674	2007-03-30	ALBERTSON'S #179	\$1,625.00	\$1,625.00
123755308	2010-09-20	ALBERTSONS INC	\$1,510.00	\$1,260.00
313902280	2010-06-22	ALBERTSONS #491	\$1,500.00	\$1,500.00
310840491	2008-02-04	SUPERVALU, INCORPORATED	\$1,500.00	\$1,500.00
314880303	2010-11-02	ALBERTSONS	\$1,300.00	\$1,300.00
301508578	2008-03-07	DYNCORP INTERNATIONAL	\$1,275.00	\$1,275.00
312182074	2009-08-11	NEW ALBERTSONS INC	\$1,260.00	\$510.00
312769078	2010-04-13	ALBERTSON'S #463	\$1,200.00	\$1,200.00
311692123	2008-06-26	NEW ALBERTSONS INC	\$1,130.00	\$945.00
125949560		NEW ALBERTSONS INC	\$1,120.00	\$745.00
122393531	2008-06-05	SUPERVALU INC.	\$1,100.00	\$0.00
307249797	2008-02-04	ALBERTSONS LLC	\$1,000.00	\$600.00
312654320	2009-05-21	SUPERVALU INC	\$975.00	\$633.75
312413875	2010-06-07	ALBERTSONS DISTRIBUTION	\$850.00	\$500.00
314859828	2012-02-11	NEW ALBERTSON'S INC	\$840.00	\$840.00
309365146	2008-05-05	ALBERTSON'S	\$800.00	\$800.00
123761074	2010-09-21	ALBERTSONS INC	\$750.00	\$750.00
311034938	2007-11-28	BLUE BIRD CORPORATION	\$750.00	\$750.00
311219554	2009-09-14	NEW ALBERTSONS INC.	\$750.00	\$375.00
123722456	2011-01-05	ALBERTSONS INC	\$730.00	\$730.00
314869728	2012-02-28	ALBERTSONS #408	\$700.00	\$700.00
300748324	2008-02-26	ALBERTSON'S	\$675.00	\$675.00
314745506	2011-06-28	NEW ALBERTSONS INC	\$650.00	\$650.00
313624884	2009-09-21	PARA USA, INC.	\$600.00	\$600.00
313055444	2009-06-23	REMINGTON ARMS COMPANY, INC.	\$550.00	\$550.00
312262660	2009-05-01	NEW ALBERTSONS INC	\$510.00	\$510.00
312412497	2010-01-13	ALBERTSONS	\$500.00	\$500.00
123714487	2010-09-21	ALBERTSONS INC	\$500.00	\$500.00
308307610	2007-03-02	SUPERVALU OPERATIONS, INC.	\$500.00	\$500.00
126160613	2008-06-18	ALBERTSON'S, INC.	\$450.00	\$450.00

311773659	2008-10-03	NEW ALBERTSONS INC	\$450.00	\$450.00
125881870	2010-03-18	ALBERTSON'S STORE #6590	\$420.00	\$420.00
311780597	2009-02-20	NEW ALBERTSONS INC	\$405.00	\$405.00
123712572	2010-09-20	ALBERTSONS INC	\$400.00	\$400.00
311800213	2008-05-06	INNKEEPER PROPERTIES. INC.	\$375.00	\$225.00
314493032	2010-11-15	ALBERTSONS #468	\$350.00	\$350.00
311209514	2008-10-03	NEW ALBERTSONS INC	\$350.00	\$350.00
316430297		NEW ALBERTSONS INC	\$350.00	\$350.00
313954497	2010-06-02	BLUELINX HOLDINGS INC/BLUELINX CORP	\$330.00	\$330.00
125748723	2007-03-20	ALBERTSON'S	\$300.00	\$300.00
301123428	2007-01-05	ALBERTSON'S	\$300.00	\$300.00
301124996	2008-11-18	ALBERTSON'S #7254	\$300.00	\$300.00
112064746	2011-01-05	ALBERTSON'S INC.	\$300.00	\$300.00
1377753		REMINGTON ARMS COMPANY INC	\$300.00	\$240.00
314755950	2011-08-25	SUPERVALU DBA ALBERTSONS	\$280.00	\$280.00
125847111	2007-04-13	ALBERTSON'S	\$225.00	\$225.00
313959371	2010-07-09	NEW ALBERTSONS INC	\$210.00	\$210.00
310739081	2008-03-06	SUPERVALU INC	\$210.00	\$210.00
313680423	2010-06-04	NEW ALBERTSONS INC	\$195.00	\$195.00
311780845	2009-05-13	NEW ALBERTSONS INC	\$195.00	\$195.00
312716459	2009-09-09	NEW ALBERTSONS INC	\$175.00	\$175.00
315420620	2011-07-27	NEW ALBERTSONS INC	\$175.00	\$175.00
313927519	2010-01-13	SUPERVALU COMPANY DBA SAVE-A-LOT LIMITED	\$150.00	\$150.00
312434855	2010-06-24	NEW ALBERTSON'S, INC.	\$110.00	\$110.00
312705072	2009-09-09	NEW ALBERTSONS INC	\$105.00	\$105.00
312705528	2009-11-16	NEW ALBERTSONS INC	\$105.00	\$0.00
311209423	2008-10-03	NEW ALBERTSONS INC	\$105.00	\$105.00
312177728	2009-01-14	NEW ALBERTSONS INC	\$105.00	\$105.00
313143190		ALBERTSON'S #463	\$100.00	\$100.00
312766942	2009-05-28	ALBERTSON'S #249	\$0.00	\$400.00
Total	128 violations		\$1,046,080.00	\$611,585.25

Attributed to Franchise of Company in which Cerberus Capital Management Holds Investments

InspectionID	CaseClosedDate	EstablishmentName	SumOfInitialPenalties	SumOfCurrentPenalties
309371441	2007-04-30	RIVER VALLEY ENTR INC DBA BURGER KING #3441	\$3,375.00	\$300.00
313827982	2010-10-08	SANLAR ENTERPRISES, INC. DBA BURGER KING	\$1,050.00	\$0.00
316596584		AM-PM ENTERPRISES II, INC. DBA BURGER KING	\$3,500.00	\$3,500.00
313927204	2009-12-22	BROOKS RESTAURANT INC DBA BURGER KING	\$175.00	\$175.00
312635352	2010-01-20	BURGER KING	\$7,000.00	\$4,900.00
308876945	2010-08-24	BURGER KING	\$1,250.00	\$500.00
313855165	2009-12-10	BURGER KING	\$1,125.00	\$0.00
312057946		BURGER KING	\$1,050.00	\$1,050.00
312678964	2010-01-13	BURGER KING	\$840.00	\$675.00
312766934	2009-03-02	BURGER KING	\$800.00	\$800.00
311994552	2011-02-04	BURGER KING	\$800.00	\$320.00
119815090	2007-04-20	BURGER KING	\$600.00	\$600.00
314567660		J&A FOODS SERVICES INC DBA BURGER KING	\$280.00	\$280.00
312913742	2010-04-07	KERN DESERT FOODS, INC. DBA BURGER KING	\$550.00	\$550.00
314572447	2012-01-09	MARYSVILLE FOODS INC DBA BURGER KING	\$560.00	\$560.00
123398406	2007-06-20	METRO RESTAURANTS LLC DBA BURGER KING	\$1,925.00	\$900.00
112228978	2010-08-31	BURGER KING	\$540.00	\$540.00
300800224	2010-09-13	BURGER KING	\$400.00	\$400.00
312081268	2010-09-21	BURGER KING	\$200.00	\$200.00

2613644		BURGER KING	\$120.00	\$120.00
312042476	2011-02-16	BURGER KING #232	\$1,050.00	\$420.00
14618532		BURGER KING #4032	\$240.00	\$240.00
308861368	2007-02-05	BURGER KING #4352	\$300.00	\$300.00
314476029	2010-12-08	BURGER KING #5782	\$400.00	\$400.00
315439398	2011-08-29	BURGER KING #7361	\$14,000.00	\$4,900.00
314739921	2010-09-17	BURGER KING #8150	\$210.00	\$210.00
316306596		BURGER KING CORPORATION #6695	\$5,550.00	\$4,162.50
313993255	2010-03-24	BURGER KING RESTAURANT	\$1,500.00	\$1,500.00
312665045	2010-12-11	BURGER KING STORE #733	\$225.00	\$225.00
314398397	2010-06-08	BURGER KING, #3461	\$5,625.00	\$2,812.50
313742736	2010-12-07	CARIBBEAN RESTAURANT DBA BURGER KING	\$2,000.00	\$0.00
316389410	2012-09-26	CARIBBEAN RESTAURANT HNC BURGER KING	\$2,000.00	\$0.00
314009325	2011-11-01	CARIBBEAN RESTAURANT HNC BURGER KING	\$1,800.00	\$0.00
315508036	2012-03-28	CARIBBEAN RESTAURANT LLC BURGER KING	\$1,875.00	\$0.00
315704759	2012-10-01	CARIBBEAN RESTAURANT LLC DBA BURGER KING	\$1,950.00	\$1,950.00
315704726	2012-10-01	CARIBBEAN RESTAURANT LLC DBA BURGER KING	\$975.00	\$975.00
315704676	2012-10-01	CARIBBEAN RESTAURANT LLC DBA BURGER KING	\$675.00	\$675.00
316389121	2012-09-11	CARIBBEAN RESTAURANT LLC DBA BURGER KING 11902	\$2,250.00	\$0.00
315706887		CARIBBEAN RESTAURANT,INC.DBA/ BURGER KING #3291	\$1,125.00	\$1,125.00
309950947	2007-07-20	CARIBBEAN RESTAURANTS INC DBA BURGER KING	\$1,050.00	\$525.00
313745523	2012-05-25	CARIBBEAN RESTAURANTS LLC BURGER KING ADJUNTAS	\$975.00	\$0.00
314628959	2012-06-21	CARIBBEAN RESTAURANTS LLC BURGER KING EN VEGA ALTA	\$750.00	\$0.00
316109560	2012-08-01	CARIBBEAN RESTAURANTS LLC DBA BURGER KING	\$828.00	\$0.00
316274992	2012-09-11	CARIBBEAN RESTAURANTS LLC DBA BURGER KING 245	\$1,125.00	\$0.00
316168913	2012-09-12	CARIBBEAN RESTAURANTS LLC DBA BURGER KING 3560	\$1,125.00	\$0.00
313746133	2012-09-11	CARIBBEAN RESTAURANTS,LLC (BURGER KING #13429 OROC	\$1,775.00	\$0.00
316594589	2012-07-30	CAROLS, LLC DBA BURGER KING - STORE #927	\$2,750.00	\$2,750.00
305414997	2007-08-17	THE WESTWIND GROUP DBA BURGER KING	\$6,300.00	\$3,150.00
309497634	2008-02-12	H-2, LLC DBA BURGER KING - POWELL	\$375.00	\$375.00
314040718	2011-03-16	HEARTLAND FOOD CORP.,DBA BURGER KING 5735	\$4,000.00	\$2,800.00
309289957	2008-05-06	HEARTLAND FOOD CORPORATION DBA BURGER KING	\$1,500.00	\$1,500.00
Total	51 violations		\$92,443.00	\$47,365.00

**Wage and Hour Division (WHD) Compliance Action Data
Attributed to Cerberus Capital Management**

case_id	trade_nm	legal_name	bw_atp_amt	ee_atp_cnt	findings_start_date	findings_end_date
1512221	I.A.P. Worldwide Services Inc	I.A.P. World Services, Inc.	\$1,788,001.80	814	6/6/2006	9/30/2008
1656142	IAP Worldwide Services	IAP Worldwide Services	\$31,634.03	23	5/1/2010	12/31/2011
1625443	IAP Worldwide Services	IAP Worldwide Services, Inc.	\$9,488.92	44	10/1/2009	9/30/2011
1475609	IAP World Services, Inc.	IAP World Services, Inc.	\$3,135.18	17	10/17/2005	10/16/2007
1671516	IAP World Services Inc	IAP World Services Inc	\$972.51	4	1/12/2010	11/24/2012
1517793	IAP World Wide Services	IAP World Wide Services	\$0.00	0	10/1/2007	11/30/2008
Total	6 violations		\$1,833,232.44	902		

Attributed to Companies in which Cerberus Capital Management Holds Investments

1641836	Dyncorp International, LLC	Dyncorp International, LLC	\$18,560.72	16	9/2/2011	3/1/2012
1501314	Supervalu	Supervalu, Inc	\$15,453.73	16	4/16/2006	4/12/2008
1501074	Silverleaf Resorts	Silverleaf Resorts, Inc.	\$15,236.08	38	2/16/2006	5/30/2008
1535877	Albertsons	Supervalu Inc	\$1,964.70	1	8/10/2008	11/1/2008
1486161	Supervalu	Supervalu Inc	\$182.00	1	7/6/2007	7/6/2007
1501897	DeMond's Supervalu	Douglas Supervalu, Inc.	\$119.47	1	2/1/2006	1/26/2008
1499878	Remington Arms Co., Inc.	Remington Arms Co., Inc.	\$0.00	0	9/1/2007	12/20/2007

1578352	Dyncorp International	DYNCORP INTERNATIONAL LLC	\$0.00	0	11/1/2009	7/6/2010
1474149	DynCorp International, LLC	DynCorp International, Inc.	\$0.00	0	3/1/2006	4/16/2007
1600045	Albertsons	Albertsons	\$0.00	0	3/1/2009	3/1/2011
1503346	Albertsons	Albertsons, Inc.	\$0.00	0	1/31/2006	1/30/2008
1531191	Albertson's	New Albertson's Inc.	\$0.00	0	1/21/2007	1/20/2009
1530985	Albertson's	New Albertson's Inc.	\$0.00	0	8/13/2007	8/13/2009
1503207	Albertsons	New Albertsons, Inc.	\$0.00	0	2/16/2006	2/15/2008
1641946	Albertsons	New Albertsons, Inc.	\$0.00	0	1/26/2010	1/25/2012
1509000	Albertsons	SuperValu	\$0.00	0	4/9/2006	3/30/2008
1463334	Albertson's	Supervalu Inc.	\$0.00	0	1/6/2006	1/6/2007
1519181	Albertson's	Supervalu, Inc.	\$0.00	0	7/16/2006	7/15/2008
1531209	New Albertsons, Inc.	Supervalu, Inc.	\$0.00	0	2/3/2007	1/24/2009
1506116	Albertson's Stores	Supervalu, Inc	\$0.00	0	3/28/2006	3/26/2008
1640929	Supervalu, Inc	Acme Markets, Inc	\$0.00	0	12/27/2009	12/24/2011
1640932	Supervalu, Inc	Acme Markets, Inc	\$0.00	0	12/20/2009	12/17/2011
1475520	SuperValu	Chandler's of Weir, Inc. dba Super Valu	\$0.00	0	8/15/2005	4/4/2007
1580465	Krause's Garrison SuperValu	Krause Inc.	\$0.00	0	5/11/2008	5/8/2010
1628611	Supervalu Holdings, Inc.	SUPERVALU	\$0.00	0	9/9/2009	9/9/2011
1677322	Supervalu	Supervalu Inc.	\$0.00	0	10/12/2012	12/15/2012
1605796	SuperValu	SuperValu Inc.	\$0.00	0	8/1/2010	2/2/2011
Total	27 violations		\$51,516.70	73		

Attributed to Franchise of Company in Which Cerberus Capital Management Holds Investments

case_id	trade_nm	legal_name	bw_atp_amt	ee_atp_cnt	findings_start_date	findings_end_date
1582231	Burger King	Tucson Restaurants, Inc	\$65,175.12	878	3/9/2009	3/11/2011
1533856	Burger King	L.I. Restaurant Associates, L.P.	\$26,020.56	2	6/28/2007	6/18/2009
1509684	Burger King	Burger King Corporation	\$22,734.32	30	4/6/2006	4/24/2008
1606696	Burger King	CR Restaurant, Inc.	\$17,926.20	440	6/1/2009	6/1/2011
1479452	Burger King	Burger King Corporation	\$15,509.25	4	9/5/2005	9/4/2007
1621925	Burger King	Jan Co/ Jan King	\$9,821.56	152	4/12/2009	4/11/2011
1656388	Burger King	Green Star Group Inc.	\$9,578.01	17	7/8/2010	7/7/2012
1599051	Burger King	BRU	\$7,693.23	83	3/1/2009	2/28/2011
1576107	Burger King #1198	Strategic Restaurants Acquisition Co., LLC	\$7,085.96	57	6/1/2008	6/1/2010
1555545	Burger King	King of the Mountain	\$7,066.65	178	7/3/2007	9/1/2009
1569157	Burger King	RJR Restaurants, L.C.	\$6,806.73	23	2/16/2008	2/15/2010
1477838	Burger King	GDK Development, Inc.	\$5,642.72	55	3/20/2005	3/18/2007
1517625	Burger King #10862	Heartland Food Corporation	\$5,365.96	19	8/5/2006	8/4/2008
1490646	Burger King	D & D Foods, LLC	\$5,135.05	13	4/24/2006	4/22/2008
1497469	Burger King, Omak	RU Hungry LLC	\$5,121.11	19	7/16/2006	7/13/2008
1581564	Burger King	Fire Grill LLC	\$5,046.43	47	8/4/2008	8/3/2010
1663381	Burger King Restaurants	US Restaurants	\$4,753.76	9	7/25/2010	7/21/2012
1512693	Burger King	Shasta Foods, LLC	\$4,309.38	30	4/24/2006	4/22/2008
1577358	Burger King	Trinity Corporation	\$4,301.50	2	8/31/2008	8/30/2010
1512694	Burger King	Titan Foods, LLC	\$4,233.58	33	4/24/2006	4/22/2008
1564793	Burger King	Taylor Holdings, LLC	\$3,317.76	1	6/19/2008	6/18/2010
1648955	Burger King	Houston Foods Inc	\$3,258.58	27	4/26/2010	4/25/2012
1638094	Burger King	Tennessee Operating Partners, LLC	\$2,612.98	3	2/10/2010	2/9/2012
1643268	Burger King	Q.S. C. Inc	\$2,520.00	1	1/11/2012	2/17/2012
1620618	Burger King	Southern Wisconsin Foods LLC	\$2,222.61	11	10/17/2009	10/16/2011
1671785	Burger King	Ocedon Group	\$2,064.38	1	8/15/2011	10/22/2012
1510265	Burger King	Ellisville Enterprises, Inc.	\$1,948.28	9	5/4/2006	5/1/2008
1638755	Burger King	American Dining Corporation	\$1,872.63	10	12/8/2009	12/5/2011
1575618	Burger King	JC Jem, Inc.	\$1,702.60	8	2/2/2008	2/1/2010

1558421	Burger King	Flis Enterprises Inc	\$1,689.32	29	7/28/2008	7/18/2010
1470283	Burger King #4647	Burger King Corporation	\$1,340.25	3	5/4/2005	5/3/2007
1609360	Burger King	Strategic Restaurants dba Burger King	\$1,336.85	20	4/3/2009	3/23/2011
1467438	Burger King	Quality Dining, Inc.	\$1,253.55	9	5/1/2005	4/30/2007
1464366	Burger King	GDK Development Inc	\$1,235.65	7	3/20/2005	3/20/2007
1564019	Burger King	Heartland Venture II, LLC	\$1,148.25	37	7/15/2008	7/14/2010
1661995	Burger King	Hart Restaurant Management, Inc	\$1,032.14	23	10/8/2010	10/7/2012
1664974	Burger King/Heartland Food Corp.	Heartland Midwest LLC	\$834.90	5	9/18/2010	9/17/2012
1662397	Burger King	Hart Restaurant Management, Inc.	\$829.06	16	9/11/2010	9/9/2012
1548261	Burger King	Burger King Corporation Inc.	\$824.83	6	9/1/2007	9/1/2009
1548217	Burger King	Ramsell Dining, LLC	\$779.67	5	9/9/2007	8/30/2009
1583241	Burger King	Hometown Folks, LLC	\$739.50	2	12/21/2008	12/12/2010
1541442	Burger King	Burger King Corporation Inc.	\$732.72	7	5/7/2007	5/1/2009
1604294	Burger King Store #4480	Jan Corporation/ Jan King Inc	\$629.95	12	4/12/2009	4/11/2011
1551949	Burger King	Southern King Holdings, LLC	\$602.10	1	9/5/2007	9/4/2009
1591550	Burger King	SOUTH COAST ENTERPRISES, LLC	\$574.00	8	11/9/2008	11/8/2010
1548265	Burger King	Burger King Corporation Inc.	\$508.93	1	5/7/2007	5/1/2009
1572130	Burger King	CHRISKOLL, INC	\$481.07	1	8/10/2008	8/7/2010
1561611	Burger King (Store #13901)	Strategic Restaurants Acquisiton Company, LLC	\$473.30	2	4/15/2009	9/23/2009
1488404	Burger King	Mountain Shores Management, Inc.	\$413.63	5	4/12/2007	3/7/2008
1593949	Burger King #20	Brandi, Inc.	\$408.51	14	10/23/2009	10/10/2010
1589500	Burger King	Deb-Lyn, Inc.	\$368.67	7	2/1/2009	2/1/2011
1521204	Burger King	Duke and King Acquisition Corp	\$337.79	1	9/8/2006	9/4/2008
1477878	Burger King #2809	Liberty Restaurant Group, L.P.	\$317.33	1	6/9/2006	5/8/2007
1458352	Burger King Berlin-Store 6026	Parade Enterprises	\$300.00	1	1/19/2005	1/18/2007
1513560	Burger King (store#3175)	Tri-King Ventures, LLC	\$293.24	5	3/1/2007	6/22/2008
1630930	Burger King	King Dining, Inc.	\$287.67	5	1/1/2011	10/12/2011
1627443	DBA: Taco Bell/KFC/Burger King	Mian Group of Companies	\$240.00	8	6/28/2011	7/31/2011
1599653	Burger King	Furman's Inc.	\$238.85	4	1/17/2009	1/15/2011
1614129	Burger King	Heartland Wisconsin, LLC d/b/a Burger King	\$206.74	4	4/4/2009	4/3/2011
1640866	Burger King Store#13093	Potomac Foods Co. III Inc	\$201.79	3	1/1/2010	1/1/2012
1549084	Burger King	Strategic Restaurants	\$176.30	1	6/4/2008	6/24/2009
1548266	Burger King	Burger King Corporation Inc	\$135.69	3	5/7/2007	5/1/2009
1511547	Burger King	The Great American Holding Co., Inc.	\$123.78	1	7/12/2006	7/8/2008
1506297	Burger King	Carrols Restaurant Group, Inc	\$117.00	1	4/16/2006	4/14/2008
1472972	Franklin Mills Burger King #10740	American Dining Corporation	\$116.31	2	3/21/2005	3/19/2007
1601858	Burger King	Burger King	\$108.75	1	10/11/2010	10/28/2010
1548264	Burger King	Burger King Corporation Inc.	\$70.00	1	5/7/2007	5/1/2009
1630998	Burger King #756	AM PM Enterprises, Inc.	\$43.44	1	11/9/2009	11/8/2011
1610555	Burger King	TBD, Inc	\$32.28	1	3/11/2009	3/10/2011
1606863	Burger King	Amaregal, Inc	\$24.18	1	4/30/2009	4/29/2011
1612506	Burger King (Washington)	5 Development Corporation	\$0.00	0	3/21/2009	3/12/2011
1580985	Burger King	ADRU Corporation	\$0.00	0	8/1/2008	7/29/2010
1523348	Burger King	AliCorp	\$0.00	0	9/24/2006	9/23/2008
1634468	Burger King	AM PM Enterprises, Inc.	\$0.00	0	11/9/2009	11/8/2011
1534212	BURGER KING	AM PM, INC.	\$0.00	0	8/19/2007	8/17/2009
1605552	Burger King	BKBJ, Inc.	\$0.00	0	2/24/2009	2/23/2011
1574771	Burger King	Blue Mountain Restaurants	\$0.00	0	3/24/2008	3/23/2010
1674974	Burger King	Burger King	\$0.00	0	10/1/2012	10/31/2012
1633160	Burger King #5577	Burger King Corporation	\$0.00	0	12/9/2009	12/8/2011
1583538	Burger King	Burger King Corporation	\$0.00	0	9/25/2008	10/17/2008
1548263	Burger King	Burger King Corporation	\$0.00	0	6/26/2007	6/20/2009
1548267	Burger King	Burger King Corporation Inc.	\$0.00	0	6/26/2007	6/20/2009

1668373 Burger King #06806	Burger king Holdings, Inc.	\$0.00	0	9/25/2010	9/24/2012
1577590 Burger King	C & G Management	\$0.00	0	4/8/2008	4/6/2010
1659292 Burger King (C&L Restaurant Group, Inc)	C&L Restaurant Group, Inc.	\$0.00	0	7/25/2010	7/24/2012
1602983 Burger King Restaurant	Carl-Cin Restaurants, Inc.	\$0.00	0	3/3/2009	3/2/2011
1531196 Burger King	Delphia, Inc.	\$0.00	0	5/27/2007	5/27/2009
1549312 Burger King	Delphia, Inc.	\$0.00	0	5/27/2007	5/27/2009
1495956 Burger King	Fire Grill LLC	\$0.00	0	3/25/2006	3/21/2008
1620868 Burger King	GDK Development, Inc.	\$0.00	0	7/12/2009	7/12/2011
1469950 Burger King	GoldCo, Inc	\$0.00	0	2/12/2002	2/10/2007
1469961 Burger King	GOLDGO	\$0.00	0	3/19/2005	3/17/2007
1566701 Burger King	GOPO (Glenn Oakes, Patty Oakes) Inc.	\$0.00	0	3/1/2008	2/28/2010
1576656 Burger King	Hart Foods, INc.	\$0.00	0	3/17/2008	3/16/2010
1568718 Burger King	Hart Restaurant Management, Inc.	\$0.00	0	4/14/2008	4/11/2010
1640689 Burger King	Heartland Food Corp	\$0.00	0	1/20/2010	1/19/2012
1645831 Burger King	Hometown Folks, LLC	\$0.00	0	2/16/2010	2/15/2012
1552525 Burger King	Interstate Equities, Inc.	\$0.00	0	3/9/2008	3/9/2010
1509500 J & A Food Services Inc. dba Burger King	J & A Food Services Inc.	\$0.00	0	4/1/2007	4/11/2008
1541421 Burger King	Janco Central, Inc.	\$0.00	0	4/21/2007	4/21/2009
1534395 Burger King	Jeb Foods Company, LLC	\$0.00	0	1/1/2007	12/31/2008
1499219 Burger King	Kessler Group, Inc.	\$0.00	0	12/18/2005	12/16/2007
1661156 Burger King	L&R of Grand Junction, Inc	\$0.00	0	7/6/2010	7/5/2012
1477107 Burger King	Liberty Restaurant Group	\$0.00	0	5/2/2005	5/1/2007
1538918 Burger King #9893	M & M Brothers Inc	\$0.00	0	3/18/2007	3/17/2009
1641650 Burger King	M & M Brothers Incorporated	\$0.00	0	2/15/2010	2/14/2012
1485684 Burger King	MCL River & La Cholla Restaurant, LLC	\$0.00	0	5/9/2007	3/18/2008
1674272 Burger King	MKMB Restaurant Partners LLC	\$0.00	0	10/26/2010	10/25/2012
1525657 Burger King, LLC	Ocedon III, LLC	\$0.00	0	11/14/2006	11/13/2008
1675017 Burger King	Ocedon Restaurant Group LLC	\$0.00	0	8/15/2011	10/22/2012
1507470 Burger King	Odyssey Foods of New Jersey Inc.	\$0.00	0	3/27/2007	3/27/2008
1656486 Burger King	Pauly Management, LLC	\$0.00	0	5/18/2010	5/17/2012
1659740 Burger King (Hermitage)	PEC Management II, LLP	\$0.00	0	4/3/2012	6/30/2012
1556013 Burger King	Qsr Burgers, LLC	\$0.00	0	3/21/2008	3/21/2010
1466062 Burger King	RGB Ohio LTD	\$0.00	0	1/23/2005	1/22/2007
1517557 Burger King, Spokane	RU Hungry LLC	\$0.00	0	7/16/2006	7/13/2008
1517559 Burger King, Hayden, ID	RU Hungry LLC	\$0.00	0	7/16/2006	7/13/2008
1636844 Burger King	SAJAKS Investmentments South, Inc.	\$0.00	0	11/7/2009	11/5/2011
1477148 Burger King	Simmonds Restaurant Management, Inc.	\$0.00	0	5/31/2005	5/30/2007
1499106 Burger King	SRAC Holdings 1, Inc.	\$0.00	0	1/9/2006	1/8/2008
1561295 Burger King #1198	Strategic Restaurants Acquisition Co., LLC	\$0.00	0	6/1/2008	6/1/2010
1626588 Burger King # 11621	Strategic Restaurants Acquisition Company LLC	\$0.00	0	9/22/2009	9/21/2011
1549547 Burger King	U S Restuarnts, Inc	\$0.00	0	9/16/2007	9/12/2009
1469966 Burger King #4885	Wesfam Restaurants, Inc	\$0.00	0	2/19/2005	2/17/2007
1469983 Burger King #9783	Wesfam Restaurants, Inc	\$0.00	0	2/19/2005	2/17/2007
1469940 Burger King	Wesfam Restaurants, Inc.	\$0.00	0	3/12/2005	3/3/2007
1564894 Burger King	Williams Restaurant Inc.	\$0.00	0	12/21/2007	12/17/2009
1474408 Burger King - Winnemucca, NV	Winnemucca Restaurant, Inc.	\$0.00	0	4/25/2005	4/24/2007
Total	128 violations	\$282,454.89	2427		

CGI Group Inc.
(Stanley Associates, Inc.)

CGI Group Inc.

Legal Name of Company Identified in WHD Data: Stanley Associates, Inc.

Company Headquarters: Montreal, Quebec

Industry: Information technology services

Company Overview: CGI group is an IT consulting and outsourcing company that was founded in 1976. The company employees approximately 69,000 people and reported revenue of \$10.2 billion in 2012. They are the world's fifth largest independent IT and business process services company. Stanley Associates was acquired by CGI in May 2010 for \$1.07 billion.

Total Federal Contract Dollars 2012: \$562.8 million

Main Contracting Agencies: Department of Defense and Department of State

Primary Nature of Federal Contracts: CGI provides a full range of IT services to both military and civilian federal agencies.

Stanley Associates, Inc.

The U.S. Department of Labor recovered nearly \$2.9 million in back wages for more than 500 employees of Stanley Associates Inc. and several subcontractors at various locations in St. Albans and Essex Junction, Vermont.

Stanley Associates and its subcontractors employed workers at the Vermont Service Center under a service contract subject to the Service Contract Act's prevailing wage provisions, as well as the overtime requirements of the Fair Labor Standards Act (FLSA). An investigation by the Wage and Hour Division found that the employers had improperly classified several hundred of their employees, as the actual duties and nature of work being performed did not match the proper SCA classifications listed in the contract's wage determination. As a result, these workers were paid less than the prevailing wage rates guaranteed them under the terms of the federally-funded contract and many were denied proper overtime compensation in violation of the FLSA.

Stanley Associates agreed to pay \$1.3 million of the back pay owed, while the other parties to the settlement paid the remaining back pay due. The subcontractors joining Stanley Associates Inc. as parties to this settlement included Choctaw Archiving, Federal Working Group Inc., Northrop Grumman Technical Services Inc., P/Strada LLC, SPS Consulting LLC, TAD PGS Inc., TDB Communications Inc. and Westaff.



Search

Prime Award Advanced Search Sub-award Advanced Search
 NOTE: You must click [here](#) for very important D&B information.

Prime Award Spending Data

[View Sub-award Data](#)

FY 2012

Filters: FY 2012 Contractor: [Cgi Technologies and Solutions INC.](#) [Clear All](#)

By Agency By Prime Awardee By Location

[Report Data Issues](#)

View: [Expanded Summary](#)

Jump to: [All Spending Data](#) | [Contracts Data Only](#) | [Assistance Data Only](#) | [Export](#)

Total Dollars: \$562,831,329	Number of Transactions: 721	Total Sub-Award Dollars: \$206,558,153	Number of Sub-Award Reports: 3
----------------------------------------	---------------------------------------	--------------------------------------------------	------------------------------------------

All Spending Data

CGI TECHNOLOGIES AND SOLUTIONS INC.

Top 5 Prime Award Recipient Locations (States)

1. Virginia	\$562,833,792	
2. Texas	\$555,492	
3. South Carolina	\$55,399	
4. Alabama	\$0	

Top 5 Prime Award Major Agencies

1. Department of Defense	\$304,491,765	
2. Department of State	\$87,062,651	
3. Department of Health and Human Services	\$77,307,588	
4. Department of Justice	\$32,631,851	
5. Environmental Protection Agency	\$12,654,725	

Top 5 Prime Award Sub Agencies

1. Department of the Army	\$151,022,080	
2. Department of the Navy	\$123,614,942	
3. Department of State	\$87,062,651	
4. Centers for Medicare and Medicaid Services	\$77,482,909	
5. Offices, Boards and Divisions	\$31,496,066	

Top 10 Prime Awards in FY2012

1. Contract: Department of Defense W911S012C0009 Support- Professional: Other	\$41,954,974	
2. Contract: Department of Defense 0236 Maint/Repair/Rebuild of Equipment- Communication, Detection, and Coherent Radiation Equipment	\$40,000,000	
3. Contract: Department of Health and Human Services HHSM500T0012 Adpe System Configuration	\$35,771,690	
4. Contract: Department of Defense 0002 Support- Professional: Other	\$31,715,758	
5. Contract: Department of Justice DJJ19780017 Support- Administrative: Other	\$26,260,541	
6. Contract: Department of Defense 0003 It and Telecom- It Strategy and Architecture	\$17,526,581	
7. Contract: Department of State SAQMMA12L2248 It and Telecom- Integrated Hardware/Software/Services Solutions, Predominantly Services	\$13,627,301	
8. Contract: Department of State SAQMMA12F0963 Support- Professional: Program Management/Support	\$13,500,000	
9. Contract: Department of State SAQMMA12F4691 Support- Professional: Program Management/Support	\$12,905,702	
10. Contract: Department of Defense 1N05 ADP Software	\$12,558,369	

Contracts Data Only

Top 5 Prime Award Type of Contracts Used

1. Firm Fixed Price	\$322,713,548	
2. Cost Plus Fixed Fee	\$132,825,214	
3. Labor Hours	\$41,554,862	

Top 5 Prime Award Contractors

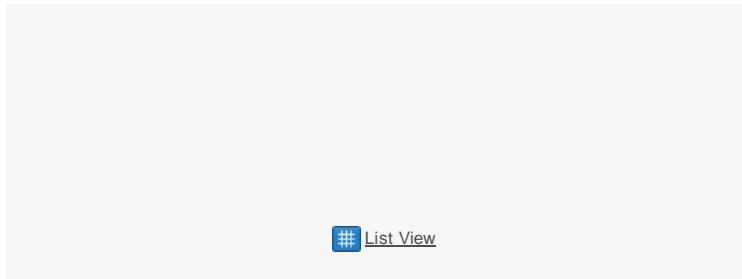
1. Cgi Technologies and Solutions INC.	\$562,831,329	
2. Groupe Cgi Inc	\$555,492	

4.	Time and Materials	\$40,913,267	
5.	Cost Plus Award Fee	\$13,030,197	

Top 5 Prime Award Products or Services Sold

1.	Support- Professional: Other	\$114,979,159	
2.	Maint/Repair/Rebuild of Equipment- Communication, Detection, and Coherent Radiation Equipment	\$91,703,708	
3.	It and Telecom- Other It and Telecommunications	\$64,333,674	
4.	Support- Professional: Program Management/Support	\$58,926,303	
5.	Adpe System Configuration	\$36,837,304	

Competition



* Click on the pie chart slice or the corresponding legend text for Competed/Not Competed Dollars to drill down more into "Dollars by Competition Type"

Prime Awards Timeline

- Contracts
- Grants
- Direct Payments
- Insurance
- Loans and Guarantees
- Others

List View

All prime award data as reported by agencies. The assistance prime award data includes agency submissions as of 11/21/2013 and the contracts prime award data includes procurement data downloaded from FPDS as of 11/22/2013. Please note that availability of DOD contracts prime award data is delayed by 90 days to protect operations tempo. All Sub-award data is based on prime award submissions from FSRS, for sub-contracts as of 11/21/2013 and for sub-grants as of 11/21/2013. For more information about the data, data sources, and data timeliness, please see [Learn](#).

The quality procurement data is maintained by the federal agencies by annual verification and validation of their data in FPDS. For more information on how the quality is maintained and what the government is doing in ensuring the quality please see [PDF](#).

[About](#) | [Opportunities](#) | [FAQs](#) | [Feedback](#) | [Accessibility](#) | [Privacy Policy](#) | [Disclaimer](#)



**All Parent and Subsidiary Violations 2007-2012 contained in
Department of Labor enforcement data for Wage and Hour
Division and Occupational Safety and Health
Administration**

Occupational Safety and Health Administration (OSHA) Enforcement Data

InspectionID	CaseClosedDate	EstablishmentName	SumOfInitialPenalties	SumOfCurrentPenalties
333305449	2012-09-17	CGI	\$24,650.00	\$12,325.00
309178523	2008-02-28	CGI INTERNATIONAL, INC.	\$9,150.00	\$5,310.00
316469253	2012-08-02	CGI INC.	\$5,950.00	\$4,165.00
312447568	2008-12-11	STANLEY ASSOCIATES, INC	\$5,950.00	\$5,950.00
311518237	2008-05-07	CGI	\$2,250.00	\$750.00
312176563	2008-11-03	STANLEY ASSOCIATES INC	\$1,165.00	\$800.00
311475719	2008-06-10	STANLEY ASSOCIATES	\$1,000.00	\$1,000.00
125861203	2007-02-05	CGI	\$570.00	\$200.00
312176175	2008-09-29	STANLEY ASSOCIATES INC	\$100.00	\$100.00
Total	9 violations		\$50,785.00	\$30,600.00

Wage and Hour Division (WHD) Compliance Action Data

case_id	trade_nm	legal_name	bw_atp_amt	ee_atp_cnt	findings_start_date	findings_end_date
1523909	Stanley	Stanley Associates, Inc.	\$1,359,888.17	253	12/1/2007	2/18/2011
1511305	Stanley Associates, Inc.	Stanley Associates, Inc.	\$163,575.53	103	12/1/2007	12/1/2009
1605784	CGI Federal	CGI Federal Inc.	\$82,233.88	123	1/3/2006	12/16/2011
1560308	CGI Federal, Inc	CGI Federal Inc.	\$51,914.85	31	4/1/2010	3/31/2012
Total	4 violations		\$1,657,612.43	510		

Chrysler Group LLC
(Daimler Chrysler Corporation)

Chrysler Group LLC

Name of Company Identified in OSHA Data: Daimler Chrysler Corporation

Company Headquarters: Auburn Hills, Michigan

Industry: Automotive

Company Overview: Chrysler automobile company, which develops, manufactures and markets cars, trucks and parts worldwide. The company produces Chrysler, Jeep, Dodge, Ram, Mopar, SRT, and Fiat vehicles and products. Chrysler's revenue for 2012 was \$65.8 billion, and they employed 71,114 people as of December 2012.

Total Federal Contract Dollars 2012: \$190.9 million

Main Contracting Agencies: General Services Administration

Primary Nature of Federal Contracts: Motor vehicle sales.



Search

Prime Award Advanced Search Sub-award Advanced Search

NOTE: You must click here for very important D&B information.

Prime Award Spending Data

View Sub-award Data

FY 2012 Submit

Filters: FY 2012 Contractor: Chrysler Group Llc the Clear All

- By Agency
- By Prime Awardee
- By Location

Report Data Issues

View: Expanded Summary Go

Jump to: All Spending Data | Contracts Data Only | Assistance Data Only | Export

Total Dollars: \$191,159,965	Number of Transactions: 5,545	Total Sub-Award Dollars: \$0	Number of Sub-Award Reports: 0
----------------------------------------	-----------------------------------------	----------------------------------------	------------------------------------------

All Spending Data

CHRYSLER GROUP LLC THE

Top 5 Prime Award Recipient Locations (States)

1. Michigan	\$191,159,965	
-------------	---------------	--

Top 5 Prime Award Major Agencies

1. General Services Administration	\$190,923,761	
2. Department of Agriculture	\$138,926	
3. Department of Veterans Affairs	\$75,444	
4. Department of Interior	\$21,834	

Top 5 Prime Award Sub Agencies

1. Federal Acquisition Service	\$190,923,761	
2. Natural Resources Conservation Service	\$138,926	
3. Department of Veterans Affairs	\$75,444	
4. National Park Service	\$21,834	

Top 10 Prime Awards in FY2012

1. Contract: General Services Administration GSRPNNGR2892 Passenger Motor Vehicles	\$927,080	
2. Contract: General Services Administration GSRPNNFT9732 Passenger Motor Vehicles	\$778,400	
3. Contract: General Services Administration GSRPNNGF3342 Passenger Motor Vehicles	\$638,385	
4. Contract: General Services Administration GSRPNNFT4762 Passenger Motor Vehicles	\$594,000	
5. Contract: General Services Administration GSRPNNFT3102 Passenger Motor Vehicles	\$526,125	
6. Contract: General Services Administration GSRPNNGR2852 Passenger Motor Vehicles	\$525,250	
7. Contract: General Services Administration GSRPNNFT0102 Passenger Motor Vehicles	\$505,080	
8. Contract: General Services Administration GSRPNNGP7972 Passenger Motor Vehicles	\$474,080	
9. Contract: General Services Administration GSRPNNGL6082 Passenger Motor Vehicles	\$471,394	
10. Contract: General Services Administration GSRPNNFT8482 Passenger Motor Vehicles	\$445,200	

Contracts Data Only

Top 5 Prime Award Type of Contracts Used

1. Fixed Price with Economic Price Adjustment	\$190,923,761	
-----------------------------------------------	---------------	--

Top 5 Prime Award Contractors

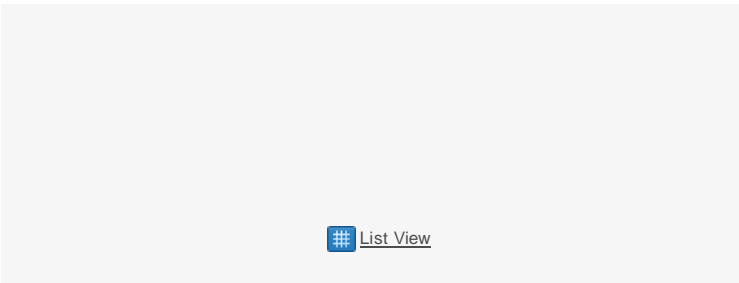
1. Chrysler Group Llc the	\$191,159,965	
---------------------------	---------------	--

2. Firm Fixed Price \$236,204

Top 5 Prime Award Products or Services Sold

1. Passenger Motor Vehicles \$191,159,965

Competition



List View

* Click on the pie chart slice or the corresponding legend text for Competed/Not Competed Dollars to drill down more into "Dollars by Competition Type"

Prime Awards Timeline

- Contracts
Grants
Direct Payments
Insurance
Loans and Guarantees
Others

List View

All prime awardee data as reported by agencies. The assistance prime awardee data includes agency submissions as of 11/23/2013 and the contracts prime awardee data includes procurement data downloaded from FPDS as of 11/24/2013. Please note that availability of DOD contracts prime awardee data is delayed by 90 days to protect operations tempo. All sub-awardee data is based on prime awardee submissions from FSRS, for sub-contracts as of 11/23/2013 and for sub-grants as of 11/23/2013. For more information about the data, data sources, and data timeliness, please see Learn.

The quality procurement data is maintained by the federal agencies by annual verification and validation of their data in FPDS. For more information on how the quality is maintained and what the government is doing in ensuring the quality please see PDF.

About | Opportunities | FAQs | Feedback | Accessibility | Privacy Policy | Disclaimer



**All Parent and Subsidiary Violations 2007-2012 contained in
Department of Labor enforcement data for Wage and Hour
Division and Occupational Safety and Health
Administration**

Occupational Safety and Health Administration (OSHA) Enforcement Data

Attributed to Parent

InspectionID	CaseClosedDate	EstablishmentName	SumOfInitialPenalties	SumOfCurrentPenalties
17529389		DAIMLER chrysler CORPORATION	\$1,289,200.00	\$1,289,200.00
332802305	2012-10-24	chrysler GROUP, LLC	\$38,500.00	\$19,250.00
311247647	2010-02-22	chrysler CORPORATION, LLC	\$20,000.00	\$9,000.00
309445294	2007-08-27	chrysler LLC	\$17,500.00	\$5,000.00
311601611	2009-02-11	chrysler LLC	\$17,500.00	\$5,000.00
311256150	2009-09-04	chrysler LLC	\$15,000.00	\$12,000.00
311602692	2008-08-22	chrysler LLC TOLEDO MACHINING	\$15,000.00	\$22,000.00
109589747	2007-03-13	DAIMLER chrysler CORPORATION	\$10,125.00	\$6,075.00
312011554	2010-04-22	chrysler GROUP LLC MOPAR DIV	\$9,450.00	\$3,780.00
1564996		Jeep CORPORATION	\$9,200.00	\$9,200.00
335249611	2012-10-11	chrysler GROUP LLC	\$7,000.00	\$7,000.00
307737478	2007-08-13	DAIMLER chrysler JEFFERSON NORTH ASSEMBLY PLANT	\$5,100.00	\$1,275.00
310079306	2007-08-10	chrysler	\$4,500.00	\$0.00
315380535		chrysler JEFFERSON NORTH ASSEMBLY PLANT	\$4,500.00	\$4,500.00
313781817	2010-08-06	chrysler GROUP LLC	\$3,825.00	\$2,295.00
312075609		chrysler STERLING STAMPING PLANT	\$3,500.00	\$2,625.00
309513695	2007-10-11	DAIMLER TRUCKS NORTH AMERICA LLC DBA THOMAS BUILT	\$3,150.00	\$2,100.00
307759449	2007-07-23	DAIMLER chrysler CORP	\$3,000.00	\$1,800.00
309446102	2007-06-22	chrysler LLC	\$2,975.00	\$2,400.00
312002140		chrysler WARREN STAMPING PLANT	\$2,450.00	\$2,450.00
310759428	2007-04-20	DAIMLER chrysler CORPORATION	\$2,250.00	\$600.00
311497630	2008-01-10	chrysler	\$2,125.00	\$0.00
312007768	2010-07-20	chrysler LLC	\$2,100.00	\$1,050.00
308823749	2008-05-15	MB TECH AUTODIE LLC	\$1,800.00	\$900.00
308839570	2007-08-13	DAIMLER chrysler VIPER PLANT	\$1,750.00	\$0.00
312093180	2008-11-13	chrysler	\$1,625.00	\$0.00
312075641		chrysler GROUP LLC STERLING HGTS ASSEMBLY PLT	\$1,400.00	\$1,400.00
307755728	2007-12-10	DAIMLER chrysler STERLING HEIGHTS ASSEMBLY PLANT	\$1,200.00	\$720.00
312075658		chrysler GROUP LLC STERLING HGTS ASSEMBLY PLT	\$1,050.00	\$1,050.00
312077688	2011-12-08	chrysler LLC	\$1,050.00	\$0.00
331100347	2012-01-31	chrysler	\$935.00	\$935.00
308814417	2009-02-20	chrysler LLC	\$900.00	\$450.00
308838390	2008-10-23	chrysler STERLING HEIGHTS ASSEMBLY PLANT	\$900.00	\$900.00
312059462		chrysler GROUP TRANSPORT	\$700.00	\$700.00
127059095	2007-06-11	DAIMLER chrysler CORP MARYSVILLE NDPC	\$600.00	\$600.00
311569586	2007-11-26	DAIMLER INC.	\$225.00	\$225.00
Total	36 violations		\$1,502,085.00	\$1,416,480.00

Attributed to Autodealer

InspectionID	CaseClosedDate	EstablishmentName	SumOfInitialPenalties	SumOfCurrentPenalties
310621388	2007-05-17	GREATER MOBILE chrysler JEEP	\$28,500.00	\$6,750.00
314315698	2011-01-03	LITHIA chrysler JEEP DODGE OF BILLINGS	\$25,000.00	\$7,000.00
315997387	2012-03-12	CHAPMAN'S LAS VEGAS dodge, LLC	\$22,680.00	\$10,692.00
313455305	2009-10-23	WALLY ARMOUR chrysler DODGE JEEP, INC.	\$17,500.00	\$8,500.00
313990053	2010-06-14	KEENE dodge COMPANY INC	\$15,475.00	\$2,500.00
335888194		SPEEDWAY chrysler, DODGE, JEEP, INC.	\$14,875.00	\$7,437.50
315752105	2012-02-17	chrysler JEEP DODGE OF WARWICK LLC	\$14,000.00	\$9,800.00
310882774	2007-09-25	FIRST TEAM TOYOTA dodge SCION	\$14,000.00	\$4,200.00
309262830	2008-01-11	MARTIN SWANTY chrysler PLYMOUTH DODGE INC.	\$14,000.00	\$10,500.00
314348046	2011-01-19	CORTLAND chrysler DODGE JEEP, INC.	\$8,400.00	\$2,160.00

314605882	2011-05-09	GANLEY dodge, INC.	\$8,400.00	\$5,040.00
314961673	2012-05-24	LUTHER BROOKDALE chrysler JEEP DODGE	\$7,700.00	\$1,286.25
312057557	2011-09-29	SZOTT M59 chrysler JEEP, INC	\$7,500.00	\$3,000.00
313759540	2010-12-09	KRYSTAL chrysler JEEP DODGE	\$7,200.00	\$5,500.00
309302974		BWVT MOTORS INC DBA CAPISTRANO dodge	\$5,810.00	\$5,810.00
314818659	2010-12-03	LUCAS SMITH chrysler CENTER	\$5,750.00	\$4,025.00
119853448	2010-08-31	STAR chrysler JEEP	\$5,600.00	\$2,100.00
125779926		MICHAEL STEAD chrysler	\$5,400.00	\$5,400.00
125821314	2007-08-16	PITTS & BARLOW INC DBA RED BLUFF chrysler DODGE	\$5,060.00	\$5,060.00
313197576		DANVILLE chrysler DODGE JEEP INC	\$5,000.00	\$3,000.00
300790086	2009-03-19	NORTH COUNTY Jeep	\$4,670.00	\$4,670.00
119995330	2007-07-06	BALBOA chrysler-PLYMOUTH	\$4,200.00	\$4,200.00
315919845	2012-07-27	KEN'S chrysler DODGE JEEP RAM	\$4,180.00	\$2,926.00
310455373	2007-09-15	DOUG SMITH chrysler JEEP DODGE	\$4,000.00	\$1,600.00
308818749	2008-11-17	BIRMINGHAM chrysler JEEP	\$3,900.00	\$1,950.00
119780112	2007-05-12	LA MIRADA chrysler-PLYMOUTH VOLVO	\$3,750.00	\$2,200.00
314348061	2010-12-23	CORTLAND chrysler DODGE JEEP, INC.	\$3,600.00	\$0.00
334900594		RON BOUCHARD dodge, LLC	\$3,600.00	\$1,800.00
316175173	2012-04-30	BENCHMARK chrysler JEEP DODGE	\$3,500.00	\$2,100.00
315180455	2012-01-27	WYSUP chrysler DODGE	\$3,450.00	\$3,450.00
314870668	2011-10-10	RIVERSIDE AUTOMOTIVE, LLC DBA RIVERSIDE chrysler J	\$3,000.00	\$3,000.00
314846213	2011-03-01	TRANSITOWN DODGE chrysler JEEP OF WILLIAMSVILLE	\$3,000.00	\$3,000.00
315791038	2011-11-03	JOHN GREENE chrysler DODGE JEEP, L.L.C.	\$2,900.00	\$2,900.00
314507617	2011-05-26	CASTLE ROCK DODGE, chrysler, JEEP LLC	\$2,700.00	\$1,721.00
312968134	2009-03-24	ALL STAR DODGE chrysler JEEP SUPERSTORE	\$2,625.00	\$1,575.00
308795939	2007-03-01	EXTREME dodge	\$2,625.00	\$1,312.50
311222350	2010-06-24	LITHIA chrysler JEEP DODGE	\$2,500.00	\$2,500.00
334676798		DAKOTA chrysler CENTER	\$2,400.00	\$1,680.00
315974071	2012-05-04	ROBERT'S chrysler DODGE	\$2,100.00	\$1,470.00
313445215	2010-02-08	TOWBIN dodge, LLC	\$2,025.00	\$1,215.00
315812834	2012-04-13	TACOMA DODGE chrysler JEEP	\$1,950.00	\$1,950.00
125695080	2007-03-20	ROSEVILLE MOTOR CORP. DBA AUTOWEST dodge	\$1,775.00	\$1,775.00
313759599	2011-01-25	KRYSTAL chrysler JEEP DODGE	\$1,725.00	\$1,000.00
313970360	2010-06-15	TOWBIN dodge, LLC	\$1,625.00	\$1,300.00
312814072	2009-03-04	REUTHER chrysler JEEP AUTO BODY	\$1,575.00	\$945.00
315500033	2012-02-29	ROCK CITY chrysler	\$1,530.00	\$1,530.00
312958796	2009-04-01	RENO dodge	\$1,400.00	\$840.00
310850615	2008-08-12	ANCHORAGE chrysler CENTER	\$1,375.00	\$1,375.00
315567750	2011-10-03	PATTERSON chrysler DODGE JEEP	\$1,350.00	\$1,350.00
111812905	2008-06-19	SAN LEANDRO chrysler-PLYMOUTH	\$1,350.00	\$500.00
312958747	2009-04-17	RENO dodge	\$1,275.00	\$765.00
313141897	2009-08-27	QUALITY JEEP chrysler	\$1,225.00	\$735.00
312612732	2009-09-15	MAC AUTO TEAM, LLC DBA chrysler ON NICHOLASVILLE	\$1,200.00	\$600.00
316514777		AUTO NATION CORP DBA AUTOWEST dodge	\$1,125.00	\$1,125.00
125821025	2007-08-19	PITS & BARLOW DBA RED BLUFF chrysler DODGE JEEP	\$1,125.00	\$1,125.00
313118200	2009-06-02	LITHIA chrysler JEEP OF RENO	\$1,100.00	\$1,100.00
311568687	2007-11-02	AUFFENBERG chrysler,DODGE,JEEP,KIA AND SUZUKI	\$1,050.00	\$630.00
315332726	2011-05-16	RBS AUTOMOTIVE, INC. DBA HOFFMAN chrysler PLYMOUTH	\$1,050.00	\$535.00
312535917	2009-03-18	JOE CECCONI chrysler COMPLEX	\$875.00	\$875.00
313118176	2010-03-23	LITHIA chrysler JEEP OF RENO	\$825.00	\$825.00
310419577	2008-09-03	CARMEAN dodge	\$760.00	\$760.00
311152086	2007-07-31	DEVILS LAKE chrysler CENTER	\$750.00	\$375.00
313929036	2010-02-22	HUMBOLDT chrysler DODGE JEEP INC	\$750.00	\$638.00

311764401	2008-04-16	JUNEKS chrysler	\$750.00	\$375.00
315179259	2011-03-16	BILLY CRAFT chrysler JEEP HYUNDAI	\$735.00	\$514.00
308810209	2009-03-12	EXTREME dodge	\$700.00	\$350.00
311583496	2008-01-22	THOMPSON chrysler PLYMOUTH, INC.	\$675.00	\$405.00
314796616	2011-04-25	CAMPBELL chrysler DODGE INC	\$600.00	\$600.00
315584631	2011-08-11	OXENDALE chrysler DODGE JEEP	\$600.00	\$300.00
315451096	2011-11-17	RIVERSIDE AUTOMOTIVE, LLC DBA RIVERSIDE chrysler J	\$600.00	\$600.00
310681242	2007-10-05	TIMBERLINE dodge INC	\$585.00	\$585.00
310480058	2007-08-23	TRADER BUD'S WESTSIDE dodge, INC	\$525.00	\$367.50
123711517	2010-09-20	NORTHWEST Jeep EAGLE INC	\$520.00	\$520.00
311613400	2007-12-27	LUTHER BROOKDALE chrysler JEEP DODGE	\$450.00	\$315.00
316177492	2012-01-06	ROYSTON chrysler-DODGE-JEEP INC	\$450.00	\$450.00
302349238	2011-01-05	LEITH INC., DBA chrysler, PLYMOUTH, JEEP	\$413.00	\$413.00
315582981	2012-05-07	chrysler JEEP DODGE BELLEVUE	\$400.00	\$400.00
312938467	2009-06-12	MILAM Jeep MAZDA INC	\$400.00	\$300.00
310725072	2007-02-22	WHITE BEAR dodge, INC.	\$400.00	\$280.00
310456025	2008-01-25	DAVIS chrysler DODGE JEEP	\$375.00	\$250.00
313347031	2009-07-14	DIRECT DODGE chrysler PLYMOUTH JEEP, INC.	\$375.00	\$225.00
119648533	2007-01-27	JOE KERLEY LINCOLN MERCURY Jeep/KIA	\$375.00	\$375.00
314521881	2011-04-20	HANIGAN chrysler JEEP DODGE INC	\$360.00	\$360.00
310683545	2007-07-27	BRYAN BICKMORE dodge INC	\$330.00	\$330.00
314946690	2011-02-11	CARL GREGORY chrysler-JEEP DODGE OF JOHNSON CITY L	\$300.00	\$300.00
312639677	2009-01-23	ROBERT LARSONS chrysler PLYMO	\$300.00	\$300.00
306362146	2008-12-19	FAMILY chrysler JEEP DODGE	\$280.00	\$280.00
300777042	2008-08-21	JACK ELLIS' GLENDALE dodge	\$270.00	\$270.00
125728923	2009-03-23	LANCASTER Jeep	\$250.00	\$250.00
312840564	2009-07-27	TIMBERLINE dodge INC	\$210.00	\$210.00
314567421	2010-12-29	MID VALLEY chrysler PLYMOUTH D	\$200.00	\$200.00
313042053	2009-05-28	BARTON Jeep	\$160.00	\$160.00
15214505		CARIBBEAN AMC Jeep	\$150.00	\$150.00
314621996	2011-01-27	RAIRDONS DODGE chrysler OF	\$120.00	\$120.00
312478787	2008-12-01	TACOMA dodge INC	\$120.00	\$120.00
311703722	2008-07-11	NEWBERG DODGE JEEP chrysler INC	\$105.00	\$105.00
Total	96 violations		\$344,423.00	\$188,462.75

Wage and Hour Division (WHD) Compliance Action Data

Attribute to Parent

case_id	trade_nm	legal_name	bw_atp_amt	ee_atp_cnt	findings_start_date	findings_end_date
1481260	Daimler Chrysler		\$41,628.54	1	2/18/2007	8/20/2007
1615075	Chrysler	Chrysler Group, LLC	\$0.00	0	1/6/2011	3/31/2011
1515822	Chrysler Corporation	Chrysler LLC	\$0.00	0	5/24/2007	5/23/2008
1662924	Chrysler	Chrysler Group, LLC	\$0.00	0	8/29/2011	8/26/2012
1690943	Chrysler	Chrysler LLC	\$0.00	0	4/21/2012	5/23/2012
1625809	Chrysler Jefferson Assembly Plant	Chrysler Group, LLC	\$0.00	0	6/2/2011	11/7/2011
1640183	Chrysler	Chrysler Group LLC	\$0.00	0	11/1/2009	5/15/2011
1573083	Chrysler Motors	Chrysler LLC	\$0.00	0	9/14/2009	10/26/2009
1556847	Chrysler	Chrysler Motors LLC	\$0.00	0	8/3/2009	8/27/2009
1529316	Chrysler	Chrysler LLC	\$0.00	0	2/28/2008	12/10/2008
1544634	Daimler Trucks North America	Daimler Trucks N.A.	\$0.00	0	5/19/2008	5/18/2009
Total	11 violations		\$41,628.54	1		

Attributed to Autodealer

case_id	trade_nm	legal_name	bw_atp_amt	ee_atp_cnt	findings_start_date	findings_end_date
---------	----------	------------	------------	------------	---------------------	-------------------

1541015	Ray Brandt dodge	Ray Brandt dodge, Inc.	\$87,621.70	167	10/14/2007	10/13/2009
1636974	Viva dodge	Driveway Autos, LLC	\$59,353.71	58	11/30/2009	11/30/2011
1570057	Stevens Creek Chrysler jeep dodge	Mathew Enterprises, Inc.	\$28,992.16	27	5/13/2008	5/12/2010
1575450	Golling Chrysler Jeep dodge - Waterford	Golling Chrysler Jeep dodge, Inc.	\$21,139.67	16	5/1/2008	4/30/2010
1512943	Northwest dodge Dealership	GL Northwest, LLC	\$17,914.85	31	11/13/2007	5/31/2008
1555422	Northland Chrysler jeep dodge	McInerney, Inc.	\$15,958.54	22	11/1/2007	10/31/2009
1593227	Miller Chrysler jeep dodge	Next Step Motors	\$11,870.11	21	8/18/2008	8/17/2010
1518236	Stew Hansen dodge City jeep	Ken Garff Automotive Group	\$11,388.84	28	8/2/2006	8/1/2008
1671635	Royal Chrysler	Royal Chrysler-Oneonta, Inc.	\$10,618.18	20	10/8/2010	10/7/2012
1669415	Royal Chrysler	Royal Chrysler Motors, Inc	\$10,550.72	7	9/16/2010	9/15/2012
1489427	Finnegan Chrysler jeep	Finnegan Chrysler jeep, LP	\$10,224.40	3	9/25/2005	9/25/2007
1594965	Team Hillsdale Chrysler	HillsDale Chrysler dodge jeep Inc	\$9,694.33	17	9/23/2008	9/22/2010
1515164	Colonial dodge	Colonial dodge, Inc.	\$8,423.55	9	5/18/2006	5/17/2008
1572391	Ubersox Auto Group	Ubersox Chrysler Inc.	\$8,027.76	11	10/5/2008	10/2/2010
1515882	Scott Evans Chrysler, dodge, jeep	Venture Motors, Inc.	\$7,430.26	27	4/26/2006	4/25/2008
1577915	Szott Automotive Group	Szott M-59 dodge LLC	\$7,166.89	27	5/1/2008	4/30/2010
1639364	Alex Montgomery Chrysler	Alex Montgomery, Inc	\$6,418.96	6	2/17/2010	2/14/2012
1561317	Rairdon dodge Chrysler jeep of Kirkland	CJOK, INC.	\$6,227.56	8	10/30/2007	10/29/2009
1627799	Bob Mariano Chrysler, jeep, dodge	Bob Mariano Chrysler-jeep-dodge, Inc.	\$5,897.54	6	10/13/2009	10/12/2011
1595045	Shreveport dodge, LLC	Landers dodge Chrysler jeep	\$5,642.30	10	9/1/2008	9/1/2010
1578600	Golling Chrysler jeep dodge	Golling Chrysler jeep dodge, Inc.	\$5,481.89	22	5/1/2008	4/30/2010
1601563	Meador Chrysler jeep dodge	HLK Auto Group, Inc.	\$5,264.78	13	11/9/2009	11/9/2011
1605315	St Charles Chrysler dodge jeep, Inc	Al Piemonte Cadillac, Inc	\$5,150.85	11	1/6/2009	1/4/2011
1518094	Liberty Chrysler, Plymouth, & dodge	Liberty Chrysler, Plymouth, & dodge	\$4,911.52	3	7/1/2006	6/30/2008
1551577	Plattner Automotive Group Inc.	Tarpon Springs dodge Inc.	\$4,878.84	14	8/24/2007	8/23/2009
1496413	Heritage Chrysler dodge jeep	JTB Enterprises, Inc.	\$4,488.40	15	11/9/2005	11/6/2007
1667778	Dick Poe - dodge	Dick Poe dodge LP	\$3,855.08	6	8/31/2010	8/30/2012
1609062	Landmark Chrysler dodge jeep	Landmark dodge, Inc.	\$3,462.39	4	8/5/2009	8/3/2011
1551152	Mac Haik dodge	Houston Mac Haik dodge Chrysler jeep LTD	\$3,363.91	3	2/9/2008	2/6/2010
1566173	Ed Corley Chrysler	Corley Automotive Group	\$3,330.06	15	11/17/2007	11/16/2009
1602674	Brent Bergheger Chrysler dodge	Brent Bergheger Chrysler dodge, Inc.	\$3,218.09	15	2/16/2009	2/16/2011
1589804	Waynesburg Chrysler jeep dodge LLC	Ron Lewis Automotive Group	\$3,078.48	1	12/6/2008	11/27/2010
1568942	Barreth Chrysler	Washington Square Investment Co.	\$2,966.44	4	4/30/2008	4/29/2010
1601107	Cortese Chrysler, dodge, jeep, Inc.	Cortese Chrysler, dodge, jeep, Inc.	\$2,801.90	2	3/4/2009	3/3/2011
1499610	Crain Automotive	Crain Chrysler dodge jeep, LLC	\$2,723.82	7	11/26/2006	3/9/2008
1615963	Adel Chrysler	Adel Chrysler, Inc.	\$2,720.31	3	4/16/2009	4/15/2011
1664273	West Herr Chrysler jeep	West Herr Chrysler jeep LLC	\$2,570.68	9	8/21/2010	8/14/2012
1544731	David Stanley dodge	David Stanley dodge LLC	\$2,558.18	1	5/2/2007	5/1/2009
1468617	Lake Norman Chrysler jeep dodge	Lake Norman Chrysler jeep dodge	\$2,491.50	12	8/27/2005	8/27/2007
1573940	North Star dodge Chrysler jeep	Broadway Lone Star, Ltd	\$2,357.40	7	2/28/2008	2/18/2010
1571044	Lone Star Chrysler dodge jeep	Lone Star IH10 Ltd	\$2,123.89	6	2/28/2008	2/18/2010
1664277	West Herr dodge	West Herr dodge LLC	\$2,006.79	6	8/21/2010	8/14/2012
1518564	Naperville jeep and dodge	Burke Automotive Group, Inc.	\$1,580.15	1	8/1/2006	7/31/2008
1486744	Mac Haik	Houston Mac Haik dodge Chrysler jeep LTD	\$1,443.65	1	11/18/2006	3/7/2007
1467680	Kane Doyle jeep	Kane Doyle jeep, Inc.	\$1,269.93	3	3/1/2005	3/1/2007
1662423	Homer Skelton Chrysler dodge jeep	Homer Skelton Enterprises, Inc.	\$1,071.39	7	8/31/2010	8/28/2012
1527757	Randall Reed's Planet dodge	PFPP, LP	\$786.00	1	8/10/2008	10/18/2008
1473528	Tate dodge, Inc.	Tate dodge, Inc.	\$330.87	3	3/13/2005	3/13/2007
1526393	Southtown Chrysler jeep dodge	Ken Garff Automotive Group	\$321.73	2	9/1/2006	7/31/2008
1651295	Stanley Chrysler, dodge jeep Ram	Stanley Auto, Inc.	\$320.00	1	2/27/2012	3/21/2012
1487315	Zimmer Chrysler jeep	Zimmer Motor Inc.	\$280.68	1	10/14/2006	8/28/2007
1537576	Helfman River Oaks Chrysler jeep	River Oaks Chrysler jeep, Inc.	\$198.03	1	8/12/2007	8/11/2009
1520385	Butler Chrysler dodge jeep	Butler Chrysler, dodge, jeep	\$182.93	1	10/9/2006	10/8/2008

1628121	Ringgold Chrysler dodge jeep	Ringgold motor Company	\$0.00	0	9/14/2009	9/13/2011
1554133	Merrick dodge Chrysler jeep of Wantagh	Merrick Motors Inc.	\$0.00	0	3/2/2009	6/25/2010
1474828	Courtesy Chrysler, LLC	Courtesy Chrysler	\$0.00	0	10/27/2005	4/13/2007
1676890	Quirk Chrysler jeep dodge of Bangor	Hogan Road Motors	\$0.00	0	12/6/2010	12/5/2012
1672637	Superior dodge Chrysler jeep	United Investment Solutions Inc.	\$0.00	0	10/30/2010	10/30/2012
1632711	Gresham dodge	Gresham dodge, Inc.	\$0.00	0	9/21/2011	10/5/2011
1563623	Executive jeep Nissan	Orsini Enterprises, Inc.	\$0.00	0	2/1/2008	1/31/2010
1538705	Bayside Chrysler	Bayside Chrysler jeep dodge	\$0.00	0	1/7/2010	1/8/2010
1558309	Rairdon Chrysler, jeep, dodge of Kirkland	CJOK, Inc.	\$0.00	0	10/30/2007	10/29/2009
1538640	Tom Masano Chrysler jeep, Inc.	Tom Masano Chrysler jeep, inc.	\$0.00	0	4/9/2007	4/9/2009
1542851	Georgia Chrysler	Georgia Chrysler dodge jeep, Inc.	\$0.00	0	6/25/2008	2/18/2009
1534894	Sunshine dodge, Inc	Sunshine dodge, Inc	\$0.00	0	2/18/2007	2/17/2009
1530539	Temple Mac Haik	Temple Mac Haik dodge, Ltd.	\$0.00	0	12/3/2006	12/9/2008
1511459	Bowling Green Lincoln-Mercury-jeep	Bowling Green Lincoln-Mercury, Inc.	\$0.00	0	4/25/2006	4/24/2008
1509023	Shaver Automotive Group Inv	Shaver Pontiac jeep	\$0.00	0	4/14/2006	4/13/2008
1478542	The Major Automotive Companies, Inc	The Major Chrysler jeep dodge, Inc	\$0.00	0	4/27/2007	9/21/2007
1478365	Vaughn Chrysler dodge Plymouth	Vaughn Chrysler-jeep-dodge, Incorporated	\$0.00	0	5/16/2005	5/15/2007
1447076	Tate Chrysler Plymouth, Inc.	Tate Chrysler Plymouth, Inc.	\$0.00	0	1/28/2005	1/27/2007
1467429	Bob Maber Motors	Crossroad Chrysler, dodge, jeep, Inc.	\$0.00	0	1/26/2005	1/24/2007
1467295	Forrester's dodge City	Forrester's dodge City, Inc.	\$0.00	0	1/31/2005	1/15/2007
1547087	Superior Chrysler dodge Jeep	John Feeser Motors, Inc.	\$0.00	0	9/15/2008	12/6/2008
1544408	Wetzel dodge Honda	Mervis Motors, Inc.	\$0.00	0	8/26/2007	8/22/2009
Total	75 violations		\$434,152.59	722		

CHS, Inc.

(Cenex Harvest States, Inc. dba Central Montana Co-op)

CHS, Inc.

Name of Company Identified in SVEP Data: Cenex Harvest States, Inc. (aka CHS Inc.) dba Central Montana Co-op

Company Headquarters: Columbus, Montana

Industry: Agriculture

Company Overview: CHS is an American corporation that provides energy (including petroleum and renewable energy products), crop nutrients, grain marketing services, livestock feed, food and food ingredients to farmers, ranches, and cooperatives. The Company was founded in 1931 and does business across the United States. Cenex is the energy brand of CHS.

Total Federal Contract Dollars 2012: \$31 million

Main Contracting Agencies: Department of Agriculture

Primary Nature of Federal Contracts: Provides miscellaneous crude agricultural and forestry products.

Cenex Harvest States, Inc. (aka CHS Inc.) dba Central Montana Co-op

OSHA cited Cenex Harvest States Inc., doing business as Central Montana Co-Op, for one willful, three repeat and nine serious safety and health violations found in the grain elevator areas of the company's facility. Proposed fines totaled \$229,000. The willful violation was cited for failing to test for hazardous atmospheres in permit-required spaces. The repeat violations involved unguarded pit and floor holes, and unacceptable accumulations of potentially explosive dust. The serious violations involved unguarded platforms, walkways with uncovered holes, improper design of ladders, a lack of implementation of a housekeeping program for combustible dust, no communication provided during permit-required confined space entries, a lack of atmospheric monitoring before entering grain storage structures and improper electrical wiring for high dust areas.



Search

Prime Award Advanced Search Sub-award Advanced Search

NOTE: You must click [here](#) for very important D&B information.

Prime Award Spending Data

[View Sub-award Data](#)

FY 2012

Filters: **FY 2012** Contractor: **Chs INC.**

By Agency By Prime Awardee By Location

Report Data Issues

View: **Expanded Summary**

Jump to: [All Spending Data](#) | [Contracts Data Only](#) | [Assistance Data Only](#) | [Export](#)

Total Dollars: \$31,004,541	Number of Transactions: 34	Total Sub-Award Dollars: \$0	Number of Sub-Award Reports: 0
---------------------------------------	--------------------------------------	----------------------------------------	------------------------------------------

All Spending Data

CHS INC.

Top 5 Prime Award Recipient Locations (States)

1. Minnesota	\$30,989,664	<div style="width: 100%;"></div>
2. Washington	\$14,877	<div style="width: 0.05%;"></div>
3. Montana	\$0	<div style="width: 0%;"></div>

Top 5 Prime Award Major Agencies

1. Department of Agriculture	\$30,949,414	<div style="width: 100%;"></div>
2. Department of Interior	\$22,700	<div style="width: 0.07%;"></div>
3. Department of Health and Human Services	\$17,550	<div style="width: 0.06%;"></div>
4. Department of Defense	\$14,877	<div style="width: 0.05%;"></div>

Top 5 Prime Award Sub Agencies

1. Farm Service Agency	\$30,859,833	<div style="width: 100%;"></div>
2. Animal and Plant Health Inspection Service	\$60,060	<div style="width: 0.19%;"></div>
3. Bureau of Indian Affairs	\$22,700	<div style="width: 0.07%;"></div>
4. Natural Resources Conservation Service	\$17,991	<div style="width: 0.06%;"></div>
5. Indian Health Service	\$17,550	<div style="width: 0.06%;"></div>

Top 10 Prime Awards in FY2012

1. Contract: Department of Agriculture AGINTBP120092 Miscellaneous Crude Agricultural and Forestry Products	\$13,512,414	<div style="width: 43.6%;"></div>
2. Contract: Department of Agriculture AGINTBP120028 Miscellaneous Crude Agricultural and Forestry Products	\$8,472,552	<div style="width: 27.3%;"></div>
3. Contract: Department of Agriculture Miscellaneous Crude Agricultural and Forestry Products	\$5,786,400	<div style="width: 18.7%;"></div>
4. Contract: Department of Agriculture AGINTBP120076 Miscellaneous Crude Agricultural and Forestry Products	\$2,975,296	<div style="width: 9.6%;"></div>
5. Contract: Department of Agriculture AGINTPP120512 Miscellaneous Crude Agricultural and Forestry Products	\$1,113,172	<div style="width: 3.6%;"></div>
6. Contract: Department of Agriculture AG6395C110048 Forage and Feed	\$44,616	<div style="width: 0.14%;"></div>
7. Contract: Department of Health and Human Services HHS1241201200116P Liquid Propellants and Fuels, Petroleum Base	\$17,550	<div style="width: 0.06%;"></div>
8. Contract: Department of Agriculture AG6395C110048 Forage and Feed	\$17,160	<div style="width: 0.05%;"></div>
9. Contract: Department of Interior INA12PX91094 Gases: Compressed and Liquefied	\$7,448	<div style="width: 0.02%;"></div>
10. Contract: Department of Interior INA12PX00269 Petroleum Production and Distribution Equipment	\$7,218	<div style="width: 0.02%;"></div>

Contracts Data Only

Top 5 Prime Award Type of Contracts Used

1. Firm Fixed Price	\$31,004,541	<div style="width: 100%;"></div>
---------------------	--------------	----------------------------------

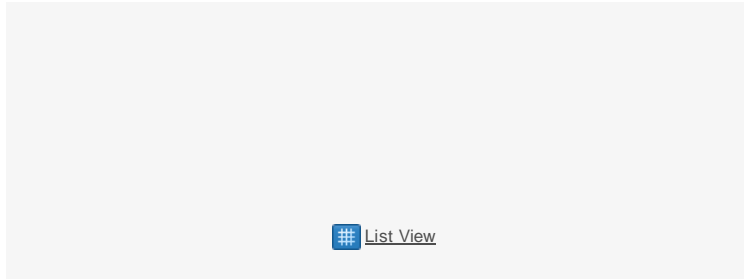
Top 5 Prime Award Contractors

1. Chs INC.	\$31,004,541	<div style="width: 100%;"></div>
-------------	--------------	----------------------------------

Top 5 Prime Award Products or Services Sold ?

1. Miscellaneous Crude Agricultural and Forestry Products	\$30,859,833	
2. Forage and Feed	\$65,177	
3. Gases: Compressed and Liquefied	\$25,672	
4. Liquid Propellants and Fuels, Petroleum Base	\$17,550	
5. Natural Resources/Conservation-Other	\$8,294	

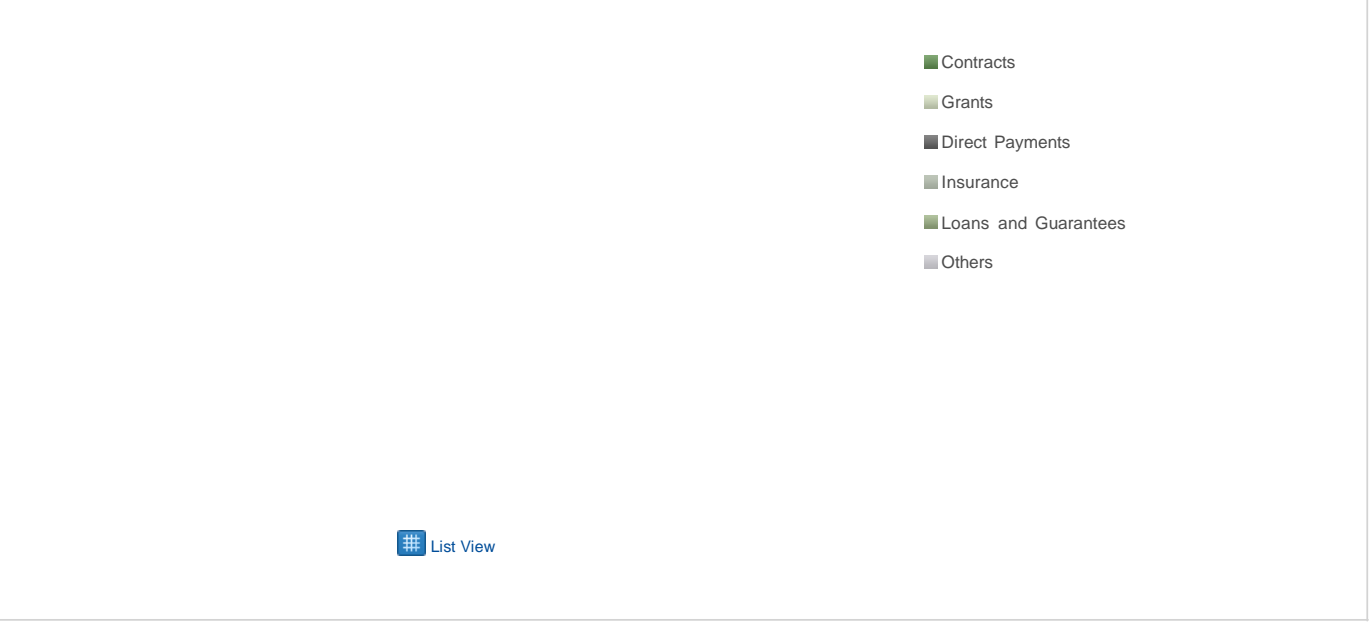
Competition



* Click on the pie chart slice or the corresponding legend text for Competed/Not Competed Dollars to drill down more into "Dollars by Competition Type"

Prime Awards Timeline

- Contracts
- Grants
- Direct Payments
- Insurance
- Loans and Guarantees
- Others



All prime awardee data as reported by agencies. The assistance prime awardee data includes agency submissions as of 11/21/2013 and the contracts prime awardee data includes procurement data downloaded from FPDS as of 11/22/2013. Please note that availability of DOD contracts prime awardee data is delayed by 90 days to protect operations tempo. All Sub-awardee data is based on prime awardee submissions from FSRS, for sub-contracts as of 11/21/2013 and for sub-grants as of 11/21/2013. For more information about the data, data sources, and data timeliness, please see [Learn](#).

The quality procurement data is maintained by the federal agencies by annual verification and validation of their data in FPDS. For more information on how the quality is maintained and what the government is doing in ensuring the quality please see [PDF](#).

[About](#) | [Opportunities](#) | [FAQs](#) | [Feedback](#) | [Accessibility](#) | [Privacy Policy](#) | [Disclaimer](#)



Cintas Corporation

Cintas Corporation

Name of Company Identified in OSHA Data: Cintas Corporation

Company Headquarters: Cincinnati, Ohio

Industry: Business Services

Company Overview: Cintas Corporation is a publically traded company that operates more than 430 facilities throughout the United States, including six manufacturing plants and nine distribution centers. Cintas designs, manufactures and implements corporate identity uniforms, and provides entrance mats, restroom supplies, tile and carpet cleaning, promotional products, first aid, safety, fire protection products and services and document management services. Company revenues were \$4.1 billion in fiscal year 2012.

Total Federal Contract Dollars 2012: \$3.4 million

Main Contracting Agencies: Department of Veterans Affairs and Department of Defense

Primary Nature of Federal Contracts: Administrative paper shredding and laundry/dry cleaning.

Cintas Corporation

OSHA proposed \$2.78 million in penalties against Ohio-based Cintas Corp. following an inspection into the March 2007 employee death at the Cintas laundry facility in Tulsa, Okla. The employee was killed when he fell into an operating industrial dryer while clearing a jam of wet laundry on a conveyor that carries the laundry from the washer into the dryer.

Forty-two willful, instance-by-instance citations alleged violations of the OSHA lockout/tagout standard for the failures to shut down and to lock out power to the equipment before clearing jams, and to train four employees responsible to clear jams that lockout/tagout applies and how to perform the operations. One repeat citation alleged the failure to protect employees from being struck or pinned by the conveyor.



Search

Prime Award Advanced Search Sub-award Advanced Search

NOTE: You must click [here](#) for very important D&B information.

Prime Award Spending Data

[View Sub-award Data](#)

FY 2012

Filters: **FY 2012** Contractor: **Cintas Corporation**

By Agency By Prime Awardee By Location

View: **Expanded Summary**

Jump to: [All Spending Data](#) | [Contracts Data Only](#) | [Assistance Data Only](#)

Total Dollars: \$3,444,182	Number of Transactions: 429	Total Sub-Award Dollars: \$0	Number of Sub-Award Reports: 0
--------------------------------------	---------------------------------------	----------------------------------------	------------------------------------------

All Spending Data

CINTAS CORPORATION

Top 5 Prime Award Recipient Locations (States)

1. Ohio	\$2,563,806	
2. Louisiana	\$188,074	
3. West Virginia	\$169,006	
4. Texas	\$90,403	
5. North Carolina	\$74,296	

Top 5 Prime Award Major Agencies

1. Department of Veterans Affairs	\$1,419,649	
2. Department of Defense	\$1,020,515	
3. Social Security Administration	\$296,576	
4. Department of Interior	\$198,074	
5. Department of Health and Human Services	\$103,331	

Top 5 Prime Award Sub Agencies

1. Department of Veterans Affairs	\$1,419,649	
2. Department of the Army	\$449,709	
3. Social Security Administration	\$296,576	
4. Department of the Navy	\$197,000	
5. Bureau of Safety and Environmental Enforcement	\$178,074	

Top 10 Prime Awards in FY2012

1. Contract: Department of Veterans Affairs VA69D12F0842 Support- Administrative: Paper Shredding	\$140,000	
2. Contract: Department of Veterans Affairs VA26012F0019 Support- Administrative: Paper Shredding	\$120,000	
3. Contract: Social Security Administration SS041230008 Support- Administrative: Paper Shredding	\$117,740	
4. Contract: Department of Interior INE12PX00003 Clothing, Special Purpose	\$116,293	
5. Contract: Department of Veterans Affairs VA580C00370 Salvage- Other	\$110,400	
6. Contract: Department of Defense FA466112C0008 Housekeeping- Laundry/Drycleaning	\$94,170	
7. Contract: Department of Defense W912L810P0307 Safety and Rescue Equipment	\$75,500	
8. Contract: Social Security Administration SS061234005 Support- Administrative: Paper Shredding	\$72,336	
9. Contract: Department of Veterans Affairs VA24912F0367 Housekeeping- Facilities Operations Support	\$70,200	
10. Contract: Department of Defense SP470510F0043 Support- Administrative: Paper Shredding	\$62,524	

Contracts Data Only

Top 5 Prime Award Type of Contracts Used

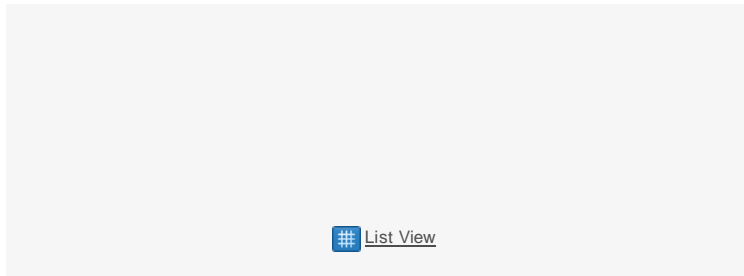
Top 5 Prime Award Contractors

1. Firm Fixed Price	\$3,376,983		1. Cintas Corporation	\$3,444,182	
2. Time and Materials	\$69,984				
3. Order Dependent (Idv Only)	\$0				
4. Other (None of the Above)	\$-640				
5. Not Reported	\$-2,144				

Top 5 Prime Award Products or Services Sold i

1. Support- Administrative: Paper Shredding	\$1,294,964	
2. Housekeeping- Laundry/Drycleaning	\$462,224	
3. Clothing, Special Purpose	\$239,410	
4. Safety and Rescue Equipment	\$198,663	
5. Lease or Rental of Equipment- Clothing, Individual Equipment, and Insignia	\$127,925	

Competition



[List View](#)

* Click on the pie chart slice or the corresponding legend text for Competed/Not Competed Dollars to drill down more into "Dollars by Competition Type"

Prime Awards Timeline

- Contracts
- Grants
- Direct Payments
- Insurance
- Loans and Guarantees
- Others

[List View](#)

All prime award data as reported by agencies. The assistance prime award data includes agency submissions as of 11/21/2013 and the contracts prime award data includes procurement data downloaded from FPDS as of 11/22/2013. Please note that availability of DOD contracts prime award data is delayed by 90 days to protect operations tempo. All Sub-award data is based on prime award submissions from FRS, for sub-contracts as of 11/21/2013 and for sub-grants as of 11/21/2013. For more information about the data, data sources, and data timeliness, please see [Learn](#).

The quality procurement data is maintained by the federal agencies by annual verification and validation of their data in FPDS. For more information on how the quality is maintained and what the government is doing in ensuring the quality please see [PDF](#).

**All Parent and Subsidiary Violations 2007-2012 contained in
Department of Labor enforcement data for Wage and Hour
Division and Occupational Safety and Health
Administration**

Occupational Safety and Health Administration (OSHA) Enforcement Data

InspectionID	CaseClosedDate	EstablishmentName	SumOfInitialPenalties	SumOfCurrentPenalties
309792216	2010-07-27	CINTAS CORPORATION	\$2,782,000.00	\$2,494,043.50
311109573	2010-12-08	CINTAS CORPORATION	\$196,000.00	\$176,594.00
310477260	2011-03-03	CINTAS CORPORATION	\$117,500.00	\$87,500.00
314202722	2011-02-03	MILLENNIUM MATS	\$31,200.00	\$12,000.00
307843045	2007-01-18	CINTAS CORP.	\$27,625.00	\$13,900.00
301327433	2010-09-13	CINTAS CORP	\$27,300.00	\$1,125.00
314601394		CINTAS CORPORATION NO.2 DBA CINTAS CORP. #302	\$21,000.00	\$21,000.00
311472526	2010-02-05	CINTAS CORPORATION	\$14,625.00	\$14,625.00
310702873		CINTAS CORP LOC 605	\$13,650.00	\$13,650.00
314592502		CINTAS CORP.	\$13,059.00	\$13,059.00
311127559	2008-06-13	CINTAS	\$9,000.00	\$6,250.00
310524640	2008-02-26	CINTAS	\$8,000.00	\$0.00
312530892	2011-03-15	CINTAS CORPORATION	\$7,975.00	\$2,975.00
311573760	2009-05-28	CINTAS CORPORATION	\$7,000.00	\$3,500.00
314480310	2011-07-07	CINTAS LOC 608	\$7,000.00	\$5,250.00
312531056	2011-03-22	CINTAS CORPORATION	\$6,750.00	\$5,625.00
311531867	2009-02-23	CINTAS CORPORATION	\$6,375.00	\$2,000.00
311795454	2008-08-25	CINTAS CORPORATION	\$5,500.00	\$1,350.00
311493456	2008-09-30	CINTAS CORPORATION, B22	\$5,100.00	\$1,911.00
311493449	2008-09-30	CINTAS CORPORATION, B22	\$5,100.00	\$3,824.00
310481973	2008-07-25	CINTAS CORPORATION	\$5,000.00	\$1,750.00
310462817	2007-07-16	CINTAS THE UNIFORM PEOPLE	\$5,000.00	\$8,500.00
311299481	2011-01-31	CINTAS CORPORATION NO 2 DBA CINTAS CORPORATION	\$4,225.00	\$1,300.00
314605957	2012-04-30	CINTAS INC	\$4,000.00	\$4,000.00
311309926	2010-07-26	CINTAS CORPORATION	\$3,500.00	\$3,500.00
314790387	2011-05-16	CINTAS CORP.	\$3,400.00	\$3,400.00
311291090	2008-02-06	CINTAS CORPORATION - #978	\$3,200.00	\$3,200.00
311511893	2008-10-10	CINTAS	\$3,000.00	\$840.00
314170622	2011-02-25	CINTAS CORPORATION	\$2,975.00	\$2,975.00
312738891	2009-03-25	CINTAS	\$2,625.00	\$2,625.00
313880387	2011-12-14	CINTAS CORPORATION NO. 2	\$2,550.00	\$2,550.00
311371868	2010-02-01	CINTAS CORPORATION	\$2,500.00	\$0.00
316180330	2012-04-18	CINTAS CORPORATION	\$2,103.00	\$2,103.00
333297109	2012-07-02	CINTAS CORPORATION	\$2,100.00	\$2,100.00
311508782	2008-10-10	CINTAS CORPORATION	\$2,025.00	\$1,350.00
311567648	2008-08-18	CINTAS CORPORATION, B22	\$1,875.00	\$0.00
311567630	2008-08-18	CINTAS CORPORATION, B22	\$1,875.00	\$0.00
311635155	2008-02-04	CINTAS CORPORATION	\$1,650.00	\$495.00
311255863	2008-02-06	CINTAS CORP.	\$1,625.00	\$0.00
311256119	2008-12-16	CINTAS CORPORATION	\$1,625.00	\$1,625.00
311137509	2009-10-09	CINTAS	\$1,500.00	\$1,500.00
310159314	2008-04-09	CINTAS FIRE PROTECTION	\$1,500.00	\$600.00
310628193	2008-08-12	CINTAS UNIFORM COMPANY	\$1,500.00	\$0.00
313437212	2009-08-26	CINTAS	\$1,350.00	\$810.00

316074459	2012-06-13	CINTAS CORPORATION NO 2	\$1,300.00	\$0.00
311570857	2008-01-14	CINTAS CORPORATION	\$1,125.00	\$0.00
307717249	2007-06-11	CINTAS CORP	\$1,050.00	\$1,050.00
311732317	2008-02-19	CINTAS CORPORATION LOCAL 696	\$1,000.00	\$750.00
311259071	2008-03-07	CINTAS CORP.	\$975.00	\$633.75
311732325	2008-01-30	CINTAS CORPORATION LOCAL 696	\$975.00	\$975.00
311655013	2011-02-02	CINTAS CORPORATION	\$895.00	\$560.00
311510499	2008-04-22	CINTAS - THE UNIFORM PEOPLE BRANCH 260	\$750.00	\$750.00
312004690	2010-10-12	CINTAS CORP NE DETROIT	\$600.00	\$600.00
311992192	2010-08-09	CINTAS CORP NO 2	\$600.00	\$0.00
310545298	2009-03-13	CINTAS CORPORATION	\$450.00	\$0.00
307034686	2007-08-06	CINTAS DOCUMENT MANAGEMENT	\$450.00	\$0.00
308841782	2009-08-11	CINTAS CORP	\$400.00	\$0.00
315115584	2011-06-15	CINTAS CORP	\$350.00	\$250.00
311531529	2009-03-09	CINTAS CORPORATION	\$350.00	\$0.00
Total	59 violations		\$3,385,732.00	\$2,930,973.25

Wage and Hour Division (WHD) Compliance Action Data

case_id	trade_nm	legal_name	bw_atp_amt	ee_atp_cnt	findings_start_date	findings_end_date
1526392	Cintas Corporation	Cintas Corporation	\$7,555.52	4	2/21/2007	2/21/2009
1666277	CINTAS	Cintas Corporation	\$82.72	1	8/24/2010	8/20/2012
1560771	Cintas Corp. No. 2	Cintas Corp.	\$0.00	0	3/13/2008	3/13/2010
1648854	Cintas Corporation	Cintas Corporation	\$0.00	0	5/24/2010	5/19/2012
Total	4 violations		\$7,638.24	5		

Computer Sciences Corporation

Computer Sciences Corporation

Legal Name of Company Identified in WHD Data: Computer Sciences Corporation

Company Headquarters: Falls Church, Virginia

Industry: Information technology services

Company Overview: Computer Sciences Corporation is a publicly traded company who provides application services, cyber security defense, cloud computing, enterprise solutions, and systems integration solutions. The company reported revenue of \$13.5 billion for fiscal year 2013.

Total Federal Contract Dollars 2012: \$3.9 billion

Main Contracting Agencies: Department of Defense and Department of Homeland Security

Primary Nature of Federal Contracts: IT and telecommunications support

Computer Sciences Corporation

The U.S. Department of Labor recovered more than \$1.4 million in back wages for 237 employees of Computer Sciences Corporation, a contractor for the Department of Homeland Security's U.S. Citizenship and Immigration Services Vermont Service Center at various locations in St. Albans and Essex Junction, Vermont.

Computer Sciences Corp. employed contract workers at the Vermont Service Center between Dec. 1, 2005 and Nov. 30, 2007 under federal service contracts subject to the Service Contract Act's prevailing wage provisions. Following an investigation, the Wage and Hour Division cited the company for misclassifying employees and failing to pay them the proper prevailing wage rates for the type of work they were actually performing.



Search

Prime Award Advanced Search Sub-award Advanced Search

NOTE: You must click here for very important D&B information.

Prime Award Spending Data

View Sub-award Data

FY 2012 Submit

Filters: FY 2012 Contractor: Computer Sciences Corporation Clear All

By Agency By Prime Awardee By Location

Report Data Issues

View: Expanded Summary Go

Jump to: All Spending Data | Contracts Data Only | Assistance Data Only | Export

Total Dollars: \$3,862,040,725	Number of Transactions: 4,926	Total Sub-Award Dollars: \$526,720	Number of Sub-Award Reports: 1
------------------------------------------	-----------------------------------------	----------------------------------------------	------------------------------------------

All Spending Data

COMPUTER SCIENCES CORPORATION

Top 5 Prime Award Recipient Locations (States)

1. Virginia	\$2,247,781,510	
2. Maryland	\$588,723,946	
3. Texas	\$321,541,547	
4. New Jersey	\$232,048,255	
5. Alabama	\$159,069,427	

Top 5 Prime Award Major Agencies

1. Department of Defense	\$2,076,496,104	
2. Department of Homeland Security	\$671,923,250	
3. National Aeronautics and Space Administration	\$208,439,954	
4. Department of Health and Human Services	\$185,943,944	
5. Department of Energy	\$137,972,985	

Top 5 Prime Award Sub Agencies

1. Department of the Army	\$878,530,826	
2. Department of the Navy	\$567,613,906	
3. Department of the Air Force	\$334,118,007	
4. Office of Procurement Operations	\$259,527,352	
5. National Aeronautics and Space Administration	\$208,439,954	

Top 10 Prime Awards in FY2012

1. Contract: Department of Homeland Security HSTS0309JCIO632 Support- Professional: Other	\$116,172,602	
2. Contract: Department of Homeland Security HSHQVT10J00056 It and Telecom- Facility Operation and Maintenance	\$71,717,802	
3. Contract: Department of Health and HHS500T0002 It and Telecom- Other It and Telecommunications	\$69,153,926	
4. Contract: Department of Defense BF05 Maint/Repair/Rebuild of Equipment- Training Aids and Devices	\$68,221,444	
5. Contract: Department of Homeland Security HSHQDC08J00169 It and Telecom- Other It and	\$64,592,654	
6. Contract: Department of Defense 0026 Support- Professional: Engineering/Technical	\$53,231,915	
7. Contract: Department of Defense M801 Modification of Equipment- Aircraft and Airframe Structural Components	\$49,173,016	
8. Contract: Department of Defense 0142 Support- Professional: Program Management/Support	\$47,296,704	
9. Contract: Department of Homeland Security HSSCCG11J00163 It and Telecom- Programming	\$46,168,652	
10. Contract: Department of Defense N6660405C1277 Oper of Govt R&d Goco Facilities	\$37,000,000	

Contracts Data Only

Top 5 Prime Award Type of Contracts Used

1. Firm Fixed Price	\$1,208,570,456	
2. Cost Plus Fixed Fee	\$850,401,086	
3. Cost Plus Award Fee	\$709,691,335	
4. Time and Materials	\$429,248,708	
5. Cost Plus Incentive	\$264,163,926	

Top 5 Prime Award Contractors

1. Computer Sciences Corporation	\$3,862,040,725	
----------------------------------	-----------------	--

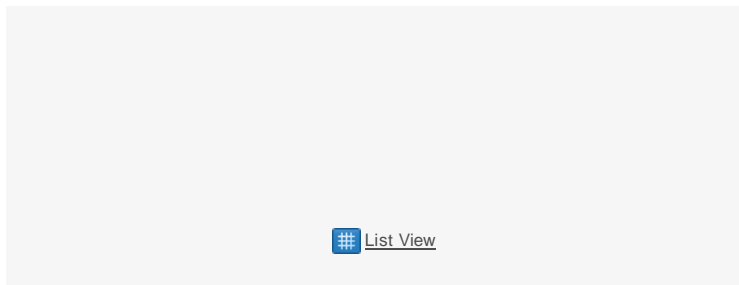
Top 5 Prime Award Products or Services Sold i

1. It and Telecom- Other It and Telecommunications	\$673,422,381	
2. Support- Professional: Engineering/Technical	\$587,960,614	
3. Support- Professional: Program Management/Support	\$299,870,034	
4. Support- Professional: Other	\$289,616,802	
5. It and Telecom- Programming	\$177,607,499	

Top 5 Contract Sub-awardees

1. Computer Sciences Corporation	\$526,720	
----------------------------------	-----------	--

Competition



* Click on the pie chart slice or the corresponding legend text for Completed/Not Completed Dollars to drill down more into "Dollars by Competition Type"

Prime Awards Timeline

- Contracts
- Grants
- Direct Payments
- Insurance
- Loans and Guarantees
- Others

List View

All prime awardee data as reported by agencies. The assistance prime awardee data includes agency submissions as of 11/21/2013 and the contracts prime awardee data includes procurement data downloaded from FPDS as of 11/22/2013. Please note that availability of DOD contracts prime awardee data is delayed by 90 days to protect operations tempo. All Sub-awardee data is based on prime awardee submissions from FSRS, for sub-contracts as of 11/21/2013 and for sub-grants as of 11/21/2013. For more information about the data, data sources, and data timeliness, please see [Learn](#).

The quality procurement data is maintained by the federal agencies by annual verification and validation of their data in FPDS. For more information on how the quality is maintained and what the government is doing in ensuring the quality please see [PDF](#).

**All Parent and Subsidiary Violations 2007-2012 contained in
Department of Labor enforcement data for Wage and Hour
Division and Occupational Safety and Health
Administration**

Occupational Safety and Health Administration (OSHA) Enforcement Data

InspectionID	CaseClosedDate	EstablishmentName	SumOfInitialPenalties	SumOfCurrentPenalties
309196954	2007-03-14	COMPUTER SCIENCE CORPORATION DBA CSC	\$63,000.00	\$40,000.00
314889890	2012-07-25	COMPUTER SCIENCES CORPORATION	\$12,600.00	\$6,300.00
315966283		COMPUTER SCIENCES CORP	\$10,150.00	\$10,150.00
331912022	2012-04-24	COMPUTER SCIENCE CORPORATION	\$9,000.00	\$9,000.00
315966069	2012-07-06	COMPUTER SCIENCES CORP	\$5,600.00	\$5,600.00
316207802		CSC	\$5,280.00	\$5,280.00
310165212	2007-06-07	COMPUTER SCIENCES CORPORATION	\$5,050.00	\$3,775.00
312217417	2008-10-16	COMPUTER SCIENCES CORPORATION	\$4,000.00	\$2,000.00
332428242	2012-05-08	COMPUTER SCIENCE CORPORATION	\$3,825.00	\$3,000.00
334715596		COMPUTER SCIENCES CORPORATION (CSC)	\$2,970.00	\$2,970.00
313974826	2010-08-25	COMPUTER SCIENCES CORPORATION	\$750.00	\$750.00
312248446	2008-09-02	COMPUTER SCIENCES CORPORATION	\$375.00	\$375.00
Total	12 violations		\$122,600.00	\$89,200.00

Wage and Hour Division (WHD) Compliance Action Data

case_id	trade_nm	legal_name	bw_atp_amt	ee_atp_cnt	findings_start_date	findings_end_date
1523907	Computer Sciences Corporation (CSC)	Computer Sciences Corporation	\$1,448,505.60	237	12/1/2005	11/30/2007
1499879	Computer Sciences Corporation	Computer Sciences Corporation Allied technolo	\$268,634.68	203	12/8/2005	12/7/2007
1520334	Computer Science Corp	Computer Science Corporation	\$188,789.19	90	4/26/2008	3/28/2011
1552463	CSC	Computer Sciences Corporation	\$13,475.16	4	5/1/2008	12/7/2009
1516067	Computer Sciences Corporation	Computer Sciences Corporation	\$10,328.02	9	4/18/2007	4/17/2009
1629067	CSC (Computer Science Corp.)	CSC	\$2,772.95	1	5/8/2010	5/7/2012
1648237	CSC (Medical Simulation Training Center (MSTC	Computer Science Corporation	\$2,201.90	1	5/8/2011	9/24/2012
1632035	Computer Science Corporation	Computer Science Corporation	\$128.00	1	5/1/2011	1/11/2012
1667626	CSC (Computer Sciences Corporation)	CSC Applied Technologies LLC	\$0.00	0	3/30/2012	12/5/2012
1660122	CSC Computer Science Corporation	CSC Applied Technologies LLC	\$0.00	0	2/28/2011	11/20/2012
1630490	CSC	Computer Sciences Corporation	\$0.00	0	7/1/2011	1/27/2012
1626830	Computer Science Corporation	Computer Science Corporation	\$0.00	0	4/25/2011	9/15/2011
1591571	Computer Science Corp. Applied Technology Grp	Computer Science Corp. Applied Technology Grp	\$0.00	0	3/8/2009	3/7/2011
1591202	Computer Science Corporation	CSC Applied Technologies, LLC	\$0.00	0	8/3/2010	8/4/2011
1578593	Computer Science Corporation	Computer Science Corporation	\$0.00	0	9/4/2008	9/3/2010
1571180	Computer Sciences Corporation	Computer Sciences Corporation	\$0.00	0	1/24/2009	1/23/2011
1527001	Computer Science Corp.	Computer Sciences Corporation	\$0.00	0	11/16/2007	4/10/2010
1513614	Computer Sciences Corp.	Computer Sciences Corp.	\$0.00	0	5/3/2008	6/7/2008
1478331	Computer Sciences Corporation	Computer Sciences Corporation	\$0.00	0	3/25/2006	3/24/2008
1379733	CSC	Computer Science Corporation	\$0.00	0	10/10/2005	10/19/2007
Total	20 violations		\$1,934,835.50	546		

CVR Energy, Inc.
(CVR Energy, Incorporated)

CVR Energy, Inc.

Legal Name of Company Identified in WHD Data: CVR Energy, Incorporated

Company Headquarters: Sugar Land, Texas

Industry: Oil and Gas

Company Overview: CVR Energy is a diversified holding company primarily engaged in the petroleum refining and nitrogen fertilizer manufacturing industries through its holdings in two limited partnerships, CVR Partners, LP and CVR Refining, LP. The CVR Energy portfolio of companies employs approximately 1,100 employees and \$8.6 billion in net sales revenue in 2012. Coffeyville Resources Refining is a company which owns an oil refinery in Coffeyville, Kansas and who is owned by CVR Energy.

Total Federal Contract Dollars 2012: \$244 million

Main Contracting Agencies: Department of Defense

Primary Nature of Federal Contracts: Selling of liquid propellants, fuels, and petroleum.

CVR Energy, Incorporated

An investigation by the U.S. Department of Labor's Wage and Hour Division resulted in the payment of more than \$1.8 million in back wages owed to 172 employees of CVR Energy. The violations occurred when the operators worked 36 hours one week and 48 hours the following week in a biweekly pay period and all hours were paid at straight time instead of overtime pay for the 8 hours worked in the overtime week. Violations also occurred when operators arrived 15 minutes early to "tie in" with the operator from the previous shift. This pre-shift work created an overtime violation every other week as the operators were scheduled for 12 hour shifts 3 days one week and 4 days the following week in a pay period. The "tie-in" for the lead operators is 30 minutes a day for both pre and post time and this also created an overtime violation every other week.

Accordingly, all operators were due 8 hours of overtime at 1/2 time, the lead operators were due an additional 30 minutes at time and one half, and the other operators were due 15 minutes at time and one half, every other week for the entire investigative period.



Search

Prime Award Advanced Search Sub-award Advanced Search

NOTE: You must click [here](#) for very important D&B information.

Prime Award Spending Data

[View Sub-award Data](#)

FY 2012

Filters: FY 2012 Contractor: **Cvr Energy INC.**

By Agency By Prime Awardee By Location

[Report Data Issues](#)

View: **Expanded Summary**

Jump to: [All Spending Data](#) | [Contracts Data Only](#) | [Assistance Data Only](#) | [Export](#)

Total Dollars: \$243,526,782	Number of Transactions: 14	Total Sub-Award Dollars: \$0	Number of Sub-Award Reports: 0
----------------------------------------	--------------------------------------	----------------------------------------	------------------------------------------

All Spending Data

CVR ENERGY INC.

Top 5 Prime Award Recipient Locations (States)

1. Colorado	\$243,526,782	
-------------	---------------	--

Top 5 Prime Award Major Agencies

1. Department of Defense	\$243,526,782	
--------------------------	---------------	--

Top 5 Prime Award Sub Agencies

1. Defense Logistics Agency	\$243,526,782	
-----------------------------	---------------	--

Top 10 Prime Awards in FY2012

1. Contract: Department of Defense B001 Liquid Propellants and Fuels, Petroleum Base	\$161,428,730	
2. Contract: Department of Defense B001 Liquid Propellants and Fuels, Petroleum Base	\$40,787,956	
3. Contract: Department of Defense B001 Liquid Propellants and Fuels, Petroleum Base	\$30,425,002	
4. Contract: Department of Defense B001 Liquid Propellants and Fuels, Petroleum Base	\$10,885,093	
5. Contract: Department of Defense SP060011D0487 Liquid Propellants and Fuels, Petroleum Base	\$0	
6. Contract: Department of Defense SP060012D0534 Liquid Propellants and Fuels, Petroleum Base	\$0	
7. Contract: Department of Defense SP060012D0534 Liquid Propellants and Fuels, Petroleum Base	\$0	
8. Contract: Department of Defense SP060011D0487 Liquid Propellants and Fuels, Petroleum Base	\$0	
9. Contract: Department of Defense SP060012D0534 Liquid Propellants and Fuels, Petroleum Base	\$0	
10. Contract: Department of Defense SP060012D0534 Liquid Propellants and Fuels, Petroleum Base	\$0	

Contracts Data Only

Top 5 Prime Award Type of Contracts Used

1. Fixed Price with Economic Price Adjustment	\$243,526,782	
-----------------------------------------------	---------------	--

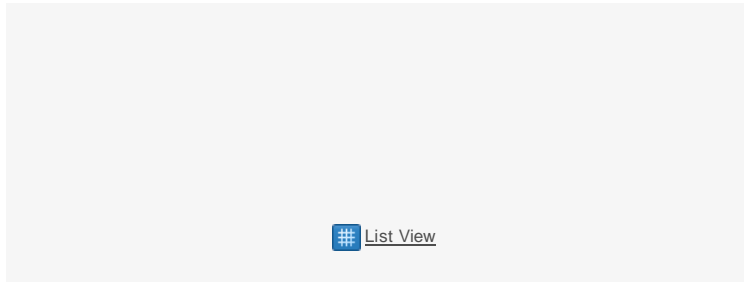
Top 5 Prime Award Contractors

1. Cvr Energy INC.	\$243,526,782	
--------------------	---------------	--

Top 5 Prime Award Products or Services Sold i

1. Liquid Propellants and Fuels, Petroleum Base	\$243,526,782	<div style="width: 100%; height: 10px; background-color: #669933;"></div>
-------------------------------------------------	---------------	---------------------------------------------------------------------------

Competition



* Click on the pie chart slice or the corresponding legend text for Completed/Not Completed Dollars to drill down more into "Dollars by Competition Type"

Prime Awards Timeline

- Contracts
- Grants
- Direct Payments
- Insurance
- Loans and Guarantees
- Others

[List View](#)

All prime awardee data as reported by agencies. The assistance prime awardee data includes agency submissions as of 11/21/2013 and the contracts prime awardee data includes procurement data downloaded from FPDS as of 11/22/2013. Please note that availability of DOD contracts prime awardee data is delayed by 90 days to protect operations tempo. All Sub-awardee data is based on prime awardee submissions from FSRS, for sub-contracts as of 11/21/2013 and for sub-grants as of 11/21/2013. For more information about the data, data sources, and data timeliness, please see [Learn](#).

The quality procurement data is maintained by the federal agencies by annual verification and validation of their data in FPDS. For more information on how the quality is maintained and what the government is doing in ensuring the quality please see [PDF](#).

[About](#) | [Opportunities](#) | [FAQs](#) | [Feedback](#) | [Accessibility](#) | [Privacy Policy](#) | [Disclaimer](#)



**All Parent and Subsidiary Violations 2007-2012 contained in
Department of Labor enforcement data for Wage and Hour
Division and Occupational Safety and Health
Administration**

Occupational Safety and Health Administration (OSHA) Enforcement Data

InspectionID	CaseClosedDate	EstablishmentName	SumOfInitialPenalties	SumOfCurrentPenalties
311001234		WYNNEWOOD REFINING COMPANY	\$187,500.00	\$152,750.00
311001226	2010-09-30	WYNNEWOOD REFINING COMPANY	\$163,000.00	\$144,500.00
309785459	2012-10-12	WYNNEWOOD REFINING COMPANY	\$154,800.00	\$108,450.00
311005839	2010-02-01	WYNNEWOOD REFINING COMPANY	\$91,000.00	\$35,000.00
310998109	2010-02-01	WYNNEWOOD REFINING COMPANY	\$10,800.00	\$8,550.00
310779194	2010-06-10	COFFEYVILLE RESOURCES REFINING & MARKETING LLC	\$91,000.00	\$96,000.00
116052911	2010-06-10	COFFEYVILLE RESOURCES NITROGEN FERTILIZER,LLC	\$72,000.00	\$72,000.00
311793145	2011-12-21	COFFEYVILLE RESOURCES REFINING & MARKETING LLC	\$40,000.00	\$32,500.00
314030115	2012-01-20	COFFEYVILLE RESOURCES NITROGEN FERTILIZER,LLC	\$13,050.00	\$9,670.00
Total	9 violations		\$823,150.00	\$659,420.00

Wage and Hour Division (WHD) Compliance Action Data

case_id	trade_nm	legal_name	bw_atp_amt	ee_atp_cnt	findings_start_date	findings_end_date
1594909	Coffeyville Resources Refining & Marketing	CVR Energy, Incorporated	\$1,792,836.80	172	12/29/2008	1/29/2011
Total	1 violation		\$1,792,836.80	172		

Daikin Industries, Ltd.
(Goodman Manufacturing Company, L.P.)

Daikin Industries, Ltd.

Name of Company Identified in OSHA Data: Goodman Manufacturing Company, L.P.

Company Headquarters: Osaka, Japan

Industry: Electronics

Company Overview: Daikin Industries is primarily engaged in the development, manufacture, sales and aftermarket support of heating, ventilation, air conditioning and refrigeration equipment, refrigerants and other chemicals, as well as oil hydraulic products. The company is the largest residential and commercial HVAC manufacturer in the world and has more than 49,000 employees worldwide. Goodman Manufacturing Company is a subsidiary of Daikin Industries.

Total Federal Contract Dollars 2012: \$1.7 million

Main Contracting Agencies: Department of Health and Human Services and Department of Veterans Affairs

Primary Nature of Federal Contracts: Maintenance and repair of plumbing, heating, and waste disposal equipment.

Goodman Manufacturing Company, L.P.

OSHA issued Goodman Manufacturing Co. 83 willful citations for failing to record and improperly recording work-related injuries and illnesses at the company's Houston air conditioning cooling facility. Proposed penalties totaled \$1.2 million. The investigation determined that Goodman had either not recorded or failed to properly record the nature and/or duration of 72 percent of employee injuries and illnesses from January 2008 to March 15, 2010. Although Goodman was extremely knowledgeable about OSHA recordkeeping requirements, it made many unsupportable decisions that resulted in the deficiencies found by the agency. With regard to the injuries and illnesses improperly recorded, important information reflecting severity, such as the time away from work, was grossly incorrect.



Search input field

Search

Prime Award Advanced Search Sub-award Advanced Search

NOTE: You must click here for very important D&B information.

Prime Award Spending Data

View Sub-award Data

FY 2012 Submit

Filters: FY 2012 Contractor: Daikin Industries LTD. Clear All

By Agency By Prime Awardee By Location

Report Data Issues

View: Expanded Summary Go

Jump to: All Spending Data | Contracts Data Only | Assistance Data Only | Export

Total Dollars: \$1,727,336	Number of Transactions: 85	Total Sub-Award Dollars: \$0	Number of Sub-Award Reports: 0
--------------------------------------	--------------------------------------	----------------------------------------	------------------------------------------

All Spending Data

DAIKIN INDUSTRIES LTD.

Top 5 Prime Award Recipient Locations (States)

1. Minnesota	\$1,511,278	
2. Maryland	\$94,846	
3. Kentucky	\$69,968	
4. Unknown	\$46,968	
5. Arizona	\$10,553	

Top 5 Prime Award Major Agencies

1. Department of Health and Human Services	\$761,533	
2. Department of Veterans Affairs	\$455,166	
3. Department of Defense	\$209,355	
4. Department of Homeland Security	\$60,105	
5. Department of Justice	\$52,549	

Top 5 Prime Award Sub Agencies

1. Centers for Disease Control	\$748,101	
2. Department of Veterans Affairs	\$455,166	
3. Department of the Navy	\$133,575	
4. Department of the Air Force	\$60,973	
5. Federal Prison System	\$52,549	

Top 10 Prime Awards in FY2012

1. Contract: Department of Health and Human Services HHSD2122012F51573 Maint/Repair/Rebuild of Equipment- Disposal Equipment	\$748,101	
2. Contract: Department of Veterans Affairs VA24112J0971 Maint/Repair/Rebuild of Equipment- Refrigeration, Air Conditioning, and Air Circulating Equipment	\$154,000	
3. Contract: Department of Veterans Affairs VA24112F0660 Maint/Repair/Rebuild of Equipment- Refrigeration, Air Conditioning, and Air Circulating Equipment	\$90,000	
4. Contract: Department of Veterans Affairs VA69D12F1708 Lease or Rental of Equipment- Refrigeration, Air Conditioning, and Air Circulating Equipment	\$78,460	
5. Contract: Department of Defense FA304712F4004 Refrigeration, Air Conditioning, and Air Circulating Equipment	\$61,800	
6. Contract: Department of Defense N6247312F4422 Compressors and Vacuum Pumps	\$56,302	
7. Contract: Department of Defense FA252112F0157 Engine Cooling System Components, Nonaircraft	\$55,100	
8. Contract: Department of Defense N6264912P0164 Refrigeration Equipment	\$46,968	
9. Contract: Smithsonian Institution F12PO7300000250329 Maint/Repair/Rebuild of Equipment- Refrigeration, Air Conditioning, and Air Circulating Equipment	\$33,850	
10. Contract: Department of Interior INF12PD02044 Refrigeration Equipment	\$27,978	

Contracts Data Only

Top 5 Prime Award Type of Contracts Used

1. Firm Fixed Price	\$1,726,967	
2. Time and Materials	\$369	
3. Fixed Price with Economic Price Adjustment	\$0	

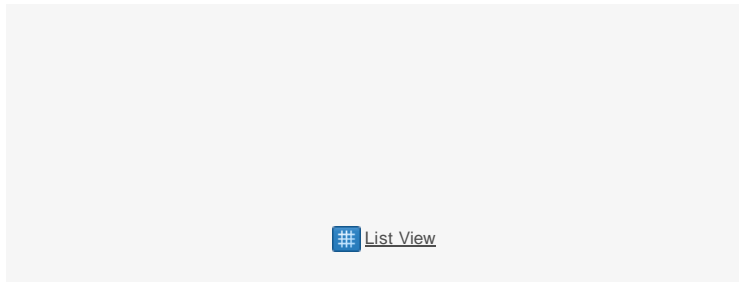
Top 5 Prime Award Contractors

1. Daikin Industries LTD.	\$1,727,336	
---------------------------	-------------	--

Top 5 Prime Award Products or Services Sold i

1. Maint/Repair/Rebuild of Equipment-Plumbing, Heating, and Waste Disposal Equipment	\$751,172	
2. Maint/Repair/Rebuild of Equipment-Refrigeration, Air Conditioning, and Air Circulating Equipment	\$393,624	
3. Refrigeration Equipment	\$79,274	
4. Lease or Rental of Equipment-Refrigeration, Air Conditioning, and Air Circulating Equipment	\$78,460	
5. Compressors and Vacuum Pumps	\$56,302	

Competition



[List View](#)

* Click on the pie chart slice or the corresponding legend text for Competed/Not Competed Dollars to drill down more into "Dollars by Competition Type"

Prime Awards Timeline

- Contracts
- Grants
- Direct Payments
- Insurance
- Loans and Guarantees
- Others

[List View](#)

All prime award data as reported by agencies. The assistance prime award data includes agency submissions as of 11/21/2013 and the contracts prime award data includes procurement data downloaded from FPDS as of 11/22/2013. Please note that availability of DOD contracts prime award data is delayed by 90 days to protect operations tempo. All Sub-award data is based on prime award submissions from FSRS, for sub-contracts as of 11/21/2013 and for sub-grants as of 11/21/2013. For more information about the data, data sources, and data timeliness, please see [Learn](#).

The quality procurement data is maintained by the federal agencies by annual verification and validation of their data in FPDS. For more information on how the quality is maintained and what the government is doing in ensuring the quality please see [PDF](#).

**All Parent and Subsidiary Violations 2007-2012 contained in
Department of Labor enforcement data for Wage and Hour
Division and Occupational Safety and Health
Administration**

Occupational Safety and Health Administration (OSHA) Enforcement Data

InspectionID	CaseClosedDate	EstablishmentName	SumOfInitialPenalties	SumOfCurrentPenalties
314258146		GOODMAN MANUFACTURING COMPANY, L.P. ¹	\$1,215,000.00	\$550,000.00
306569039	2007-01-12	GOODMAN MANUFACTURING COMPANY	\$116,700.00	\$69,250.00
308479666	2007-02-22	AAF INTERNATIONAL	\$12,375.00	\$6,560.00
310757059	2007-06-05	GOODMAN MANUFACTURING COMPANY,LP	\$11,000.00	\$11,000.00
314650508	2011-04-01	GOODMAN MANUFACTURING COMPANY L P	\$9,900.00	\$7,650.00
314647272	2010-10-27	GOODMAN MANUFACTURING CO LP	\$7,700.00	\$3,675.00
310268735	2007-03-22	SAUER DANFOSS	\$5,600.00	\$5,600.00
315440735	2011-06-09	GOODMAN MANUFACTURING COMPANY L P	\$3,600.00	\$3,000.00
311571053	2008-04-17	GOODMAN CONSTRUCTION COMPANY, LLC	\$3,450.00	\$1,000.00
314465246	2010-08-05	AAF INTERNATIONAL	\$3,000.00	\$1,500.00
312586845	2009-02-06	GOODMAN COMPANY LP	\$2,800.00	\$2,380.00
312786742	2009-02-03	GOODMAN COMPANY LP	\$2,450.00	\$1,838.00
311149173	2007-12-20	GOODMAN MANUFACTURING CO	\$1,950.00	\$1,463.00
314650599	2010-12-14	GOODMAN MANUFACTURING CO LP	\$1,800.00	\$1,350.00
311550750	2007-12-31	GOODMAN AIR CONDITIONING & REFRIGERATION, INC.	\$1,500.00	\$1,125.00
313994550	2009-12-18	SAUER DANFOSS	\$1,200.00	\$840.00
314465303	2010-09-02	AAF INTERNATIONAL	\$1,125.00	\$562.50
306570508		GOODMAN MANUFACTURING COMPANY, LP	\$1,000.00	\$600.00
310757042	2007-04-27	GOODMAN MANUFACTURING COMPANY,LP	\$1,000.00	\$1,000.00
311149090	2008-06-09	GOODMAN MANUFACTURING CO	\$700.00	\$700.00
313071102	2009-04-28	SAUER - DANFOSS INC.	\$650.00	\$312.50
313928277	2010-03-10	GOODMAN COMPANY LP	\$350.00	\$350.00
Total	22 violations		\$1,395,850.00	\$671,756.00

Wage and Hour Division (WHD) Compliance Action Data

case_id	trade_nm	legal_name	bw_atp_amt	ee_atp_cnt	findings_start_date	findings_end_date
1456011	Goodman Manufacturing	Goodman Global, Inc.	\$51,135.36	95	6/19/2005	6/18/2007
Total	1 violation		\$51,135.36	95		

¹ In this case Committee staff found discrepancies between the information contained in the Department of Labor database and the Department Labor’s public statements on the enforcement action. The Department of Labor’s public statements contained the more correct figure.

Danaher Corporation
(Beckman Coulter, Inc.)

Danaher Corporation

Legal Name of Company Identified in WHD Data: Beckman Coulter, Inc.

Company Headquarters: Washington, DC

Industry: Science and technology

Company Overview: Danaher Corporation is a publicly traded science and technology company that manufactures and markets products and services to professional, medical, industrial, and commercial customers. In 2012, the company generated \$18.3 billion of revenue. Beckman Coulter is owned by the Danaher Corporation and develops biomedical laboratory instruments.

Total Federal Contract Dollars 2012: \$141 million

Main Contracting Agencies: Department of Defense and Department of Veterans Affairs

Primary Nature of Federal Contracts: Provides laboratory equipment, cartridge and propellant actuated devices, and measuring and testing instruments.

Beckman Coulter, Inc.

An investigation by the U.S. Department of Labor's Wage and Hour Division resulted in the payment of approximately \$1.1 million in back wages owed to 1,085 employees of Beckman Coulter. The investigation found that Beckman failed to pay field service employees for all time in "physical or mental exertion controlled or required by the employer and pursued necessarily and primary for the benefit of the employer or his business." Overtime violations were found as a result of not all hours worked being paid.



Search

Prime Award Advanced Search Sub-award Advanced Search

NOTE: You must click [here](#) for very important D&B information.

Prime Award Spending Data

[View Sub-award Data](#)

FY 2012

Filters: **FY 2012** Contractor: **Danaher Corporation** [Clear All](#)

By Agency By Prime Awardee By Location

[Report Data Issues](#)

View: **Expanded Summary**

Jump to: [All Spending Data](#) | [Contracts Data Only](#) | [Assistance Data Only](#) | [Export](#)

Total Dollars: \$141,291,509	Number of Transactions: 4,105	Total Sub-Award Dollars: \$38,715	Number of Sub-Award Reports: 1
----------------------------------------	-----------------------------------------	---------------------------------------------	------------------------------------------

All Spending Data

DANAHER CORPORATION

Top 5 Prime Award Recipient Locations (States)

1. California	\$88,013,920	
2. Washington	\$22,431,116	
3. Illinois	\$17,667,235	
4. Delaware	\$14,661,073	
5. Oregon	\$11,828,068	

Top 5 Prime Award Major Agencies

1. Department of Defense	\$102,050,123	
2. Department of Veterans Affairs	\$58,916,463	
3. Department of Health and Human Services	\$21,370,368	
4. Department of Transportation	\$10,058,769	
5. Department of Commerce	\$4,684,996	

Top 5 Prime Award Sub Agencies

1. Department of Veterans Affairs	\$58,916,463	
2. Department of the Navy	\$36,378,225	
3. Department of the Army	\$33,536,388	
4. Department of the Air Force	\$16,521,597	
5. Defense Logistics Agency	\$14,426,766	

Top 10 Prime Awards in FY2012

1. Contract: Department of Defense BR01 Sets, Kits, and Outfits of Hand Tools	\$4,421,894	
2. Contract: Department of Transportation DTFAAC08D00075CALL0004 Maint/Repair/Rebuild of Equipment-Measuring Tools	\$4,213,222	
3. Contract: Department of Transportation DTFAAC08D00075CALL0006 Maint/Repair/Rebuild of Equipment-Measuring Tools	\$3,750,000	
4. Contract: Department of Health and Human Services HHSD2002012F53557 Laboratory Equipment and Supplies	\$2,678,614	
5. Contract: Department of Defense FA821312C0025 Cartridge and Propellant Actuated Devices and Components	\$2,483,856	
6. Contract: Department of Defense W31P4Q12F0029 Electrical and Electronic Properties Measuring and Testing Instruments	\$2,169,435	
7. Contract: Department of Health and Human Services HHSF223201210156C Laboratory Equipment and Supplies	\$1,922,560	
8. Contract: Department of Defense 0013 Maint/Repair/Rebuild of Equipment-Weapons	\$1,890,828	
9. Contract: Department of Defense N0010412FQ188 Electrical and Electronic Properties Measuring and Testing Instruments	\$1,889,397	
10. Contract: Department of Defense FA821312C0029 Cartridge and Propellant Actuated Devices and Components	\$1,858,460	

Contracts Data Only

Top 5 Prime Award Type of Contracts Used

1. Firm Fixed Price	\$204,073,375	
---------------------	---------------	--

Top 5 Prime Award Contractors

1. Danaher Corporation	\$141,291,509	
------------------------	---------------	--

2.	Cost Plus Award Fee	\$1,743,607	
3.	Fixed Price with Economic Price Adjustment	\$556,242	
4.	Cost Sharing	\$500,000	
5.	Cost Plus Fixed Fee	\$428,658	

2.	Danaher Corporation	\$66,429,922	
----	---------------------	--------------	--

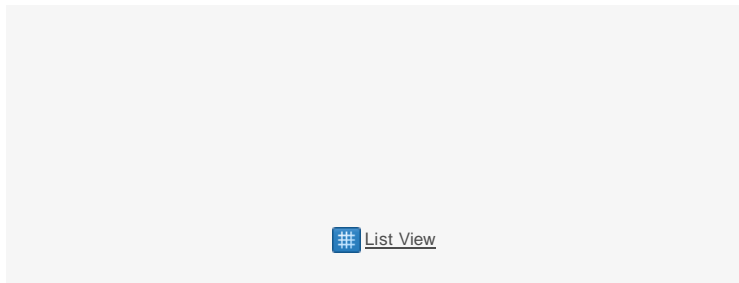
Top 5 Prime Award Products or Services Sold i

1.	Laboratory Equipment and Supplies	\$30,566,544	
2.	Cartridge and Propellant Actuated Devices and Components	\$18,605,811	
3.	Electrical and Electronic Properties Measuring and Testing Instruments	\$18,003,483	
4.	Medical and Surgical Instruments, Equipment, and Supplies	\$16,840,103	
5.	Medical- Laboratory Testing	\$13,885,887	

Top 5 Contract Sub-awardees

1.	Danaher Corporation	\$38,715	
----	---------------------	----------	--

Competition



[List View](#)

* Click on the pie chart slice or the corresponding legend text for Competed/Not Competed Dollars to drill down more into "Dollars by Competition Type"

Prime Awards Timeline

- Contracts
- Grants
- Direct Payments
- Insurance
- Loans and Guarantees
- Others

[List View](#)

All prime award data as reported by agencies. The assistance prime award data includes agency submissions as of 11/21/2013 and the contracts prime award data includes procurement data downloaded from FPDS as of 11/22/2013. Please note that availability of DOD contracts prime award data is delayed by 90 days to protect operations tempo. All Sub-award data is based on prime award submissions from FSRS, for sub-contracts as of 11/21/2013 and for sub-grants as of 11/21/2013. For more information about the data, data sources, and data timeliness, please see [Learn](#).

The quality procurement data is maintained by the federal agencies by annual verification and validation of their data in FPDS. For more information on how the quality is maintained and what the government is doing in ensuring the quality please see [PDF](#).

**All Parent and Subsidiary Violations 2007-2012 contained in
Department of Labor enforcement data for Wage and Hour
Division and Occupational Safety and Health
Administration**

Occupational Safety and Health Administration (OSHA) Enforcement Data

InspectionID	CaseClosedDate	EstablishmentName	SumOfInitialPenalties	SumOfCurrentPenalties
308281997	2007-08-29	DANAHER TOOL GROUP DBA HOLO-KROME COMPANY	\$208,700.00	\$130,700.00
301127437	2009-06-29	PACIFIC SCIENTIFIC ENERGETIC MATERIALS COMPANY	\$47,250.00	\$20,250.00
310179841	2007-08-29	DANAHER TOOL GROUP DBA HOLO-KROME COMPANY	\$38,900.00	\$21,400.00
311068571	2009-07-13	PACIFIC SCIENTIFIC ENERGETIC MATERIALS COMPANY	\$30,400.00	\$7,900.00
310181656	2007-08-29	DANAHER TOOL GROUP DBA HOLO-KROME COMPANY	\$22,500.00	\$9,000.00
312662331	2011-01-04	ORMCO CORPORATION	\$18,475.00	\$7,005.00
119650802	2008-10-23	PACIFIC SCIENTIFIC ENERGETIC MATERIALS COMPANY	\$18,000.00	\$750.00
311756407	2008-06-06	DANAHER TOOL GROUP DBA HOLO-KROME COMPANY	\$17,000.00	\$10,000.00
312211162	2009-01-22	HENNESSY INDUSTRIES, INC.	\$10,625.00	\$5,475.00
311298509	2008-11-13	HENNESSY INDUSTRIES, INC., BADA DIVISION	\$9,750.00	\$3,250.00
314379322	2010-12-10	DYNAPAR CORPORATION DBA DANAHER SENSORS & CONTROLS	\$9,100.00	\$9,100.00
314675372		BECKMAN LLC	\$8,400.00	\$4,200.00
334062023	2012-07-05	VEEDER-ROOT COMPANY	\$7,000.00	\$4,200.00
309554384	2007-09-27	JANOS TECHNOLOGY INC.	\$5,750.00	\$2,875.00
307188037	2009-01-12	ORMCO CORP	\$5,060.00	\$0.00
308815976	2009-02-20	KERR CORP	\$5,000.00	\$2,500.00
309621571	2007-02-27	DANAHER CONSTRUCTION SERVICES	\$4,050.00	\$3,038.00
311759583	2009-03-05	CHEMTREAT, INC.	\$4,000.00	\$3,000.00
311069181	2009-03-24	PACIFIC SCIENTIFIC ENERGETIC MATERIALS COMPANY	\$3,225.00	\$1,085.00
312257389	2008-07-17	DENTAL EQUIPMENT LLC	\$3,150.00	\$2,000.00
314837204	2010-10-20	FLUKE CORPORATION	\$3,150.00	\$2,205.00
311735179	2008-05-12	EASCO HAND TOOLS, INC. DBA DANAHER TOOL GROUP	\$2,615.00	\$2,615.00
316629542		HACH COMPANY INC	\$2,275.00	\$2,275.00
301431466	2011-01-05	DANAHER CORPORATION	\$1,950.00	\$975.00
314175100	2010-03-19	BECKMAN COULTER	\$1,800.00	\$1,260.00
301964698	2011-01-05	DANAHER CONTROLS	\$1,750.00	\$1,226.00
314620907	2010-07-29	KOLLMORGEN CORPORATION	\$1,575.00	\$945.00
312067630	2009-02-18	KERR CORP	\$1,000.00	\$500.00
315424804	2011-09-29	AMERICAN PRECISION INDUSTRIES INC	\$720.00	\$720.00
115742587	2010-09-20	TEKTRONIX INC	\$605.00	\$205.00
312067713	2009-08-06	KERR CORP	\$600.00	\$240.00
311165864	2007-10-03	AMERICAN PRECISION INDUSTRIES INC	\$315.00	\$315.00
125740134	2007-12-01	PACIFIC SCIENTIFIC ENERGETIC MATERIALS CO.	\$300.00	\$300.00
Total	33 violations		\$494,990.00	\$261,509.00

Wage and Hour Division (WHD) Compliance Action Data

case_id	trade_nm	legal_name	bw_atp_amt	ee_atp_cnt	findings_start_date	findings_end_date
1538298	Beckman Coulter	Beckman Coulter, Inc.	\$1,114,491.98	1085	12/1/2007	11/27/2009
1623102	Beckman Coulter	Beckman Coulter, Inc.	\$5,219.40	16	11/29/2007	11/27/2009
1647377	Beckman Coulter	Beckman Coulter Inc.	\$0.00	0	3/13/2010	3/9/2012
1550887	Tektronix	Tektronix	\$0.00	0	12/15/2008	6/2/2009
Total	4 violations		\$1,119,711.38	1101		

Delta-21 Resources, Inc.

Delta-21 Resources, Inc.

Legal Name of Company Identified in WHD Data: Delta-21 Resources, Inc.

Company Headquarters: Knoxville, Tennessee

Industry: Technical services

Company Overview: Delta-21 was founded in 1982 and specializes in data management; environmental and health sciences; multimedia design; engineering; Earth and Space sciences; and information technology. The company has been certified by the U.S. Small Business Administration as a Historically Underutilized Business Zone small business concern.

Total Federal Contract Dollars 2012: \$810,865

Main Contracting Agencies: Department of Agriculture and Department of Interior

Primary Nature of Federal Contracts: Natural resources and conservation support

Delta-21 Resources, Inc.

An investigation by the U.S. Department of Labor's Wage and Hour Division resulted in the payment of approximately \$1.68 million in back wages owed to 139 independent contractors hired by Delta-21 Resources. It was discovered on the initial visit for this investigation that the contracting agency did not attach a wage determination for two Department of Agriculture contracts. Instead, Delta-21 established the rate of pay for the employees and the method of payment for any independent contractors. The Service Contract Act requires that independent contractors performing service work on a contract be paid in accordance with the Act, regardless of any contract with the contractor. This led to two violations: 1) Delta-21 did not pay the prevailing wage rate and 2) Delta-21 did not pay health and welfare benefits.

Delta-21 held the stance that they were not responsible for any back wages being due because the wage determination was not in the initial contract and they had no guidance on paying the contractors in the contract. The Department of Agriculture eventually agreed to pay these back wages.



Search

Prime Award Advanced Search Sub-award Advanced Search

NOTE: You must click [here](#) for very important D&B information.

Prime Award Spending Data

[View Sub-award Data](#)

FY 2012

Filters: FY 2012 Contractor: [Delta 21 Resources Inc](#)

By Agency By Prime Awardee By Location

[Report Data Issues](#)

View: [Expanded Summary](#)

Jump to: [All Spending Data](#) | [Contracts Data Only](#) | [Assistance Data Only](#) | [Export](#)

Total Dollars: \$810,866	Number of Transactions: 12	Total Sub-Award Dollars: \$0	Number of Sub-Award Reports: 0
------------------------------------	--------------------------------------	----------------------------------------	------------------------------------------

All Spending Data

DELTA 21 RESOURCES INC

Top 5 Prime Award Recipient Locations (States)

1. Tennessee	\$810,866	<div style="width: 100%;"></div>
--------------	-----------	----------------------------------

Top 5 Prime Award Major Agencies

1. Department of Agriculture	\$420,707	<div style="width: 100%;"></div>
2. Department of Interior	\$263,000	<div style="width: 100%;"></div>
3. Department of Energy	\$127,159	<div style="width: 100%;"></div>

Top 5 Prime Award Sub Agencies

1. Animal and Plant Health Inspection Service	\$420,707	<div style="width: 100%;"></div>
2. Office of Policy, Budget and Administration	\$263,000	<div style="width: 100%;"></div>
3. Department of Energy	\$127,159	<div style="width: 100%;"></div>
4. Food and Nutrition Service	\$0	<div style="width: 100%;"></div>

Top 10 Prime Awards in FY2012

1. Contract: Department of Interior IND12PD00108 Support- Professional: Real Property Appraisals	\$263,000	<div style="width: 100%;"></div>
2. Contract: Department of Agriculture AG6395C120074 Natural Resources/Conservation-Other	\$211,586	<div style="width: 100%;"></div>
3. Contract: Department of Agriculture Natural Resources/Conservation-Other	\$180,504	<div style="width: 100%;"></div>
4. Contract: Department of Energy DESC0004976 It and Telecom- Data Conversion	\$121,744	<div style="width: 100%;"></div>
5. Contract: Department of Agriculture AG6395C120068 Natural Resources/Conservation-Other	\$38,598	<div style="width: 100%;"></div>
6. Contract: Department of Energy DESC0004976 It and Telecom- Data Conversion	\$5,415	<div style="width: 100%;"></div>
7. Contract: Department of Interior IND11PD76727 Support- Professional: Real Property Appraisals	\$0	<div style="width: 100%;"></div>
8. Contract: Department of Agriculture AG3198C110015 Support- Administrative: Other	\$0	<div style="width: 100%;"></div>
9. Contract: Department of Interior IND08PC60019 Support- Professional: Real Property Appraisals	\$0	<div style="width: 100%;"></div>
10. Contract: Department of Interior IND08PC60019 Support- Professional: Real Property Appraisals	\$0	<div style="width: 100%;"></div>

Contracts Data Only

Top 5 Prime Award Type of Contracts Used

1. Firm Fixed Price	\$810,866	<div style="width: 100%;"></div>
---------------------	-----------	----------------------------------

Top 5 Prime Award Contractors


1. Delta 21 Resources Inc	\$810,866	<div style="width: 100%;"></div>
---------------------------	-----------	----------------------------------

Top 5 Prime Award Products or Services Sold

1. Natural Resources/Conservation-	\$420,707	<div style="width: 100%;"></div>
------------------------------------	-----------	----------------------------------

Other		
2. Support- Professional: Real Property Appraisals	\$263,000	
3. It and Telecom- Data Conversion	\$127,159	
4. Support- Administrative: Other	\$0	

Competition



* Click on the pie chart slice or the corresponding legend text for Completed/Not Completed Dollars to drill down more into "Dollars by Competition Type"

Prime Awards Timeline

- Contracts
- Grants
- Direct Payments
- Insurance
- Loans and Guarantees
- Others



All prime awardee data as reported by agencies. The assistance prime awardee data includes agency submissions as of 11/21/2013 and the contracts prime awardee data includes procurement data downloaded from FPDS as of 11/22/2013. Please note that availability of DOD contracts prime awardee data is delayed by 90 days to protect operations tempo. All Sub-awardee data is based on prime awardee submissions from FSRS, for sub-contracts as of 11/21/2013 and for sub-grants as of 11/21/2013. For more information about the data, data sources, and data timeliness, please see [Learn](#).

The quality procurement data is maintained by the federal agencies by annual verification and validation of their data in FPDS. For more information on how the quality is maintained and what the government is doing in ensuring the quality please see [PDF](#).

[About](#) | [Opportunities](#) | [FAQs](#) | [Feedback](#) | [Accessibility](#) | [Privacy Policy](#) | [Disclaimer](#)



**All Parent and Subsidiary Violations 2007-2012 contained in
Department of Labor enforcement data for Wage and Hour
Division and Occupational Safety and Health
Administration**

Occupational Safety and Health Administration (OSHA) Enforcement Data

None

Wage and Hour Division (WHD) Compliance Action Data

case_id	trade_nm	legal_name	bw_atp_amt	ee_atp_cnt	findings_start_date	findings_end_date
1505500	Delta-21 Resources, Inc.	Delta-21 Resources, Inc.	\$1,674,340.08	139	4/30/2004	9/29/2010
Total	1 violation		\$1,674,340.08	139		

Dismas Charities, Inc.

Dismas Charities, Inc.

Legal Name of Company Identified in WHD Data: Dismas Charities, Inc.

Company Headquarters: Louisville, Kentucky

Industry: Residential re-entry

Company Overview: Dismas Charities is one of the largest, not-for-profit providers of residential re-entry services in the United States. They provide educational opportunities for ex-offenders, including GED preparation, and job skills training. The company was founded in 1964 by William Diersen.

Total Federal Contract Dollars 2012: \$28.8 million

Main Contracting Agencies: Department of Justice

Primary Nature of Federal Contracts: Federal prison services

Dismas Charities, Inc.

An investigation by the U.S. Department of Labor's Wage and Hour Division resulted in the payment of approximately \$1.69 million in back wages owed to 221 employees of Dismas Charities. A Service Contract Act (SCA) investigation in June 2009 had found that five employees were misclassified as exempt and not paid the fringe benefits as required by the SCA. As a result of the previous investigation, Dismas was directed to conduct a self-audit, which confirmed that all counselors and case managers did not perform exempt duties but were indeed non-exempt employees.



Search

Prime Award Advanced Search Sub-award Advanced Search

NOTE: You must click [here](#) for very important D&B information.

Prime Award Spending Data

[View Sub-award Data](#)

FY 2012

Filters: **FY 2012** Contractor: **Dismas Charities Inc**

By Agency By Prime Awardee By Location

View: **Expanded Summary**

Jump to: [All Spending Data](#) | [Contracts Data Only](#) | [Assistance Data Only](#)

Total Dollars: \$28,803,431	Number of Transactions: 130	Total Sub-Award Dollars: \$0	Number of Sub-Award Reports: 0
---------------------------------------	---------------------------------------	----------------------------------------	------------------------------------------

All Spending Data

DISMAS CHARITIES INC

Top 5 Prime Award Recipient Locations (States)

1. Kentucky	\$28,803,431	
-------------	--------------	--

Top 5 Prime Award Major Agencies

1. Department of Justice	\$28,803,431	
--------------------------	--------------	--

Top 5 Prime Award Sub Agencies

1. Federal Prison System	\$28,803,431	
--------------------------	--------------	--

Top 10 Prime Awards in FY2012

1. Contract: Department of Justice DJBP0700CCCLT120002SE Social Rehabilitation Services	\$3,210,074	
2. Contract: Department of Justice DJBP0700CCCLT120018 Social- Social Rehabilitation	\$2,100,000	
3. Contract: Department of Justice DJB200023 Social- Social Rehabilitation	\$2,014,610	
4. Contract: Department of Justice DJBP0700CCCLT120008SE Social Rehabilitation Services	\$1,764,584	
5. Contract: Department of Justice DJBP0700CCCLT120026 Social- Social Rehabilitation	\$1,680,000	
6. Contract: Department of Justice DJB200824 Social- Social Rehabilitation	\$1,612,205	
7. Contract: Department of Justice DJBP0700CCCLT120011SE Social Rehabilitation Services	\$1,568,587	
8. Contract: Department of Justice DJBP0700CCCLT120020 Social- Social Rehabilitation	\$1,480,000	
9. Contract: Department of Justice DJBP0700CCCLT112007 Social- Social Rehabilitation	\$1,394,360	
10. Contract: Department of Justice DJBP0700CCCLT12004SE Social Rehabilitation Services	\$1,280,916	

Contracts Data Only

Top 5 Prime Award Type of Contracts Used

1. Firm Fixed Price	\$28,803,431	
---------------------	--------------	--

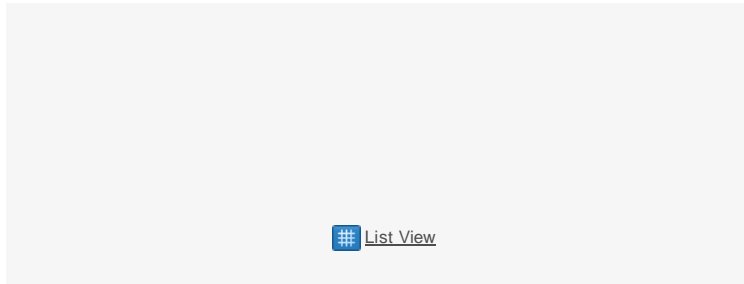
Top 5 Prime Award Contractors

1. Dismas Charities Inc	\$28,803,431	
-------------------------	--------------	--

Top 5 Prime Award Products or Services Sold

1. Social- Social Rehabilitation	\$17,558,510	
2. Social Rehabilitation Services	\$11,149,973	
3. Medical- General Health Care	\$71,200	
4. Medical- Other	\$20,000	
5. Support- Professional: Other	\$3,748	

Competition



* Click on the pie chart slice or the corresponding legend text for Completed/Not Completed Dollars to drill down more into "Dollars by Competition Type"

Prime Awards Timeline

- Contracts
- Grants
- Direct Payments
- Insurance
- Loans and Guarantees
- Others

 [List View](#)

All prime award data as reported by agencies. The assistance prime award data includes agency submissions as of 11/23/2013 and the contracts prime award data includes procurement data downloaded from FPDS as of 11/24/2013. Please note that availability of DOD contracts prime award data is delayed by 90 days to protect operations tempo. All Sub-award data is based on prime award submissions from FSRS, for sub-contracts as of 11/23/2013 and for sub-grants as of 11/23/2013. For more information about the data, data sources, and data timeliness, please see [Learn](#).

The quality procurement data is maintained by the federal agencies by annual verification and validation of their data in FPDS. For more information on how the quality is maintained and what the government is doing in ensuring the quality please see [PDF](#).

[About](#) | [Opportunities](#) | [FAQs](#) | [Feedback](#) | [Accessibility](#) | [Privacy Policy](#) | [Disclaimer](#)



**All Parent and Subsidiary Violations 2007-2012 contained in
Department of Labor enforcement data for Wage and Hour
Division and Occupational Safety and Health
Administration**

Occupational Safety and Health Administration (OSHA) Enforcement Data

None

Wage and Hour Division (WHD) Compliance Action Data

case_id	trade_nm	legal_name	bw_atp_amt	ee_atp_cnt	findings_start_date	findings_end_date
1577288	Dismas Charities, Inc.	Dismas Charities, Inc.	\$1,687,882.30	221	6/6/2007	9/4/2010
1451688	Dismas Charities	Dismas Charities	\$40,708.50	5	6/7/2007	6/6/2009
1580250	Dismas Charities	Dismas Charities, Inc	\$22,021.73	29	12/1/2008	10/16/2010
1588389	Dismas Charities, Inc.	Dismas Charities, Inc	\$78.25	1	3/22/2009	3/21/2011
Total	4 violations		\$1,750,690.78	256		

G4S PLC
(Wackenhut Services Incorporated)

G4S PLC

Legal Name of Company Identified in WHD Data: Wackenhut Services Incorporated

Company Headquarters: Jupiter, Florida

Industry: Security Solutions

Company Overview: G4S is a publicly traded British security services company and offers a wide range of services, primarily manned security of facilities as well as security consultancy, event security, secure transport services, security systems and security services to governments. The company has operations in more than 120 countries and has over 620,000 employees. G4S is the world's third-largest private sector employer and the largest security company. Wackenhut was acquired by Group 4 Falck in 2002 for \$570 million and merged into G4S in 2004.

Total Federal Contract Dollars 2012: \$551.6 million

Main Contracting Agencies: Department of Energy, Department of Homeland Security, Department of State

Primary Nature of Federal Contracts: Provides security guards to various federal agencies.

Wackenhut Services Incorporated

Wackenhut Services Inc. paid approximately \$2.5 million in back pay dating back to 1999 to 280 current and former fire and security contract workers at the Holston Army Ammunition Plant (HAAP) in Kingsport, Tennessee. The workers filed a complaint with the Department of Labor alleging their pay and benefits were too low and in violation of the Service Contract Act. However, SCA wage determinations had not been interested in the contract, at the time of the decision it was disputed as to who would be responsible for paying the back pay award. The Army stated the back pay award would ultimately be Wackenhut's responsibility, while Wackenhut claimed that federal procurement regulation allowed it to bill the Army for the back pay.



Search

Prime Award Advanced Search Sub-award Advanced Search

NOTE: You must click [here](#) for very important D&B information.

Prime Award Spending Data

[View Sub-award Data](#)

FY 2012

Filters: **FY 2012** Contractor: **G4s Corporate Services Ltd**

By Agency By Prime Awardee By Location

[Report Data Issues](#)

View: **Expanded Summary**

Jump to: [All Spending Data](#) | [Contracts Data Only](#) | [Assistance Data Only](#) | [Export](#)

Total Dollars: \$551,570,819	Number of Transactions: 927	Total Sub-Award Dollars: \$0	Number of Sub-Award Reports: 0
----------------------------------------	---------------------------------------	----------------------------------------	------------------------------------------

All Spending Data

G4S CORPORATE SERVICES LTD

Top 5 Prime Award Recipient Locations (States)

1. Florida	\$448,715,732	
2. Virginia	\$57,230,752	
3. Puerto Rico	\$42,095,125	
4. Delaware	\$1,099,544	
5. District of Columbia	\$525,721	

Top 5 Prime Award Major Agencies

1. Department of Energy	\$235,611,679	
2. Department of Homeland Security	\$117,960,416	
3. Department of State	\$95,237,504	
4. Government Accountability Office	\$30,755,142	
5. Department of Defense	\$29,712,122	

Top 5 Prime Award Sub Agencies

1. Department of Energy	\$235,611,679	
2. Department of State	\$95,237,504	
3. U.S. Customs and Border Protection	\$62,628,884	
4. Office of Procurement Operations	\$36,783,543	
5. Gao, Except Comptroller General	\$30,755,142	

Top 10 Prime Awards in FY2012

1. Contract: Department of State SAQMMA11C0023 Housekeeping- Guard	\$43,000,000	
2. Contract: Department of Homeland Security HSBP1012F00329 Housekeeping- Guard	\$32,803,199	
3. Contract: Department of Homeland Security HSBP1011J00664 Housekeeping- Guard	\$30,820,996	
4. Contract: Department of Justice DJJ12F2245 Housekeeping- Guard	\$24,169,343	
5. Contract: Department of Energy DEAC5507NA25750 Housekeeping- Guard	\$20,620,000	
6. Contract: Department of Energy DENA0001435 Housekeeping- Guard	\$20,001,539	
7. Contract: Department of Energy Housekeeping- Guard	\$18,057,800	
8. Contract: Department of Energy DEAC3010CC60025 Housekeeping- Guard	\$16,887,000	
9. Contract: Government Accountability Office GAO10CO0003 Housekeeping- Guard	\$15,377,571	
10. Contract: Department of Energy DEAC3010CC60025 Housekeeping- Guard	\$13,750,000	

Contracts Data Only

Top 5 Prime Award Type of Contracts Used

1. Cost Plus Award Fee	\$211,616,043	
2. Firm Fixed Price	\$176,183,749	
3. Time and Materials	\$155,396,895	
4. Combination (Two or More)	\$8,862,462	
5. Labor Hours	\$1,419,793	

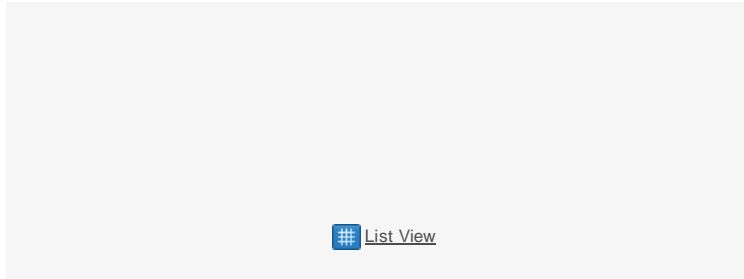
Top 5 Prime Award Contractors

1. G4s Corporate Services Ltd	\$551,570,819	
2. G4s Plc	\$448,214	

Top 5 Prime Award Products or Services Sold [i](#)

1.	Housekeeping- Guard	\$520,206,431	
2.	Housekeeping- Fire Protection	\$8,599,149	
3.	Quality Control- Fire Fighting/Rescue/Safety Equipment; Environ Protect Equipment/Mats	\$8,321,000	
4.	Housekeeping- Facilities Operations Support	\$7,941,384	
5.	Support- Administrative: Other	\$3,130,781	

Competition



* Click on the pie chart slice or the corresponding legend text for Competed/Not Competed Dollars to drill down more into "Dollars by Competition Type"

Prime Awards Timeline

- Contracts
- Grants
- Direct Payments
- Insurance
- Loans and Guarantees
- Others

List View

All prime awardee data as reported by agencies. The assistance prime awardee data includes agency submissions as of 11/23/2013 and the contracts prime awardee data includes procurement data downloaded from FPDS as of 11/24/2013. Please note that availability of DOD contracts prime awardee data is delayed by 90 days to protect operations tempo. All Sub-awardee data is based on prime awardee submissions from FRSR, for sub-contracts as of 11/23/2013 and for sub-grants as of 11/23/2013. For more information about the data, data sources, and data timeliness, please see [Learn](#).

The quality procurement data is maintained by the federal agencies by annual verification and validation of their data in FPDS. For more information on how the quality is maintained and what the government is doing in ensuring the quality please see [PDF](#).

[About](#) | [Opportunities](#) | [FAQs](#) | [Feedback](#) | [Accessibility](#) | [Privacy Policy](#) | [Disclaimer](#)



**All Parent and Subsidiary Violations 2007-2012 contained in
Department of Labor enforcement data for Wage and Hour
Division and Occupational Safety and Health
Administration**

Occupational Safety and Health Administration (OSHA) Enforcement Data

InspectionID	CaseClosedDate	EstablishmentName	SumOfInitialPenalties	SumOfCurrentPenalties
313382848		G4S SECURE SOLUTIONS (USA) INC DBA G4S WACKENHUT	\$7,870.00	\$7,870.00
311731152	2009-03-25	THE WACKENHUT CORPORATION	\$6,300.00	\$7,000.00
314845637	2012-06-26	G4S SECURITY SERVICES INC.	\$5,500.00	\$100.00
308142850	2008-02-12	G4S SECURITY SERVICES INC DBA WACKENHUT	\$5,000.00	\$1,000.00
308172378	2007-01-04	WACKENHUT CORPORATION	\$2,550.00	\$500.00
314568999	2012-04-11	G4S SECURE SOLUTIONS (USA), INC.	\$1,780.00	\$600.00
316108216	2012-01-11	G4S SECURE SOLUTIONS (USA) INC.	\$1,750.00	\$0.00
313742637	2011-09-29	G4S SECURITY SERVICES	\$1,500.00	\$150.00
311624837	2008-05-06	THE WACKENHUT CORPORATION	\$963.00	\$0.00
312348956	2010-09-30	WACKENHUT SERVICES INC. DBA NASA AMES FIRE DEPT.	\$935.00	\$0.00
314892936	2011-11-09	G4S SECURE SOLUTIONS	\$850.00	\$0.00
312305493	2009-06-02	THE WACKENHUT CORPORATION	\$300.00	\$0.00
307166553	2007-04-29	WACKENHUT CORPORATION	\$280.00	\$280.00
Total	13 violations		\$35,578.00	\$17,500.00

Wage and Hour Division (WHD) Compliance Action Data

case_id	trade_nm	legal_name	bw_atp_amt	ee_atp_cnt	findings_start_date	findings_end_date
1479733	Wackenhut	Wackenhut Services Incorporated	\$2,541,363.65	280	1/1/1999	9/30/2007
1558780	Wackenhut Services	Wackenhut Services, Inc.	\$327,629.76	533	3/9/2007	10/11/2009
1411555	Wackenhut Corporation	The Wackenhut Corporation	\$129,952.57	157	8/18/2003	8/14/2005
1528829	G4S Security Services (Guam), Inc.	G4S Security Services (Guam), Inc.	\$59,584.86	916	11/1/2006	10/31/2008
1481620	Wackenhut Corp.	Wackenhut Corp.	\$45,726.16	95	7/22/2005	7/22/2007
1590570	The Wackenhut Corporation	G4S Secure Solution Inc.	\$42,181.48	20	11/9/2008	3/31/2011
1484956	Wackenhut Services, Inc	Wackenhut Services, Inc.	\$39,938.35	26	1/20/2006	1/18/2008
1557258	G4S Puerto Rico	G4S Security Services Inc.	\$25,044.00	4	10/17/2008	8/14/2010
1533159	Wackenhut	Wackenhut	\$22,160.25	1	11/7/2006	11/7/2008
1668793	WSI	G4S Government Solutions, Inc	\$21,752.94	43	9/30/2011	11/20/2012
1637110	G4S Secure Solutions	G4S Secure Solutions USA, Inc	\$15,671.45	23	2/6/2010	2/5/2012
1663983	G4S Government Solutions, Inc.	G4S Government Solutions, Inc	\$13,462.55	112	9/25/2010	9/23/2012
1637314	G4S Secure Solutions	G4S Secure Solutions, USA	\$12,730.60	91	2/14/2010	2/5/2012
1596538	Wackenhut Services, Inc.	Wackenhut Services, Inc (WSI)	\$7,471.33	14	10/20/2008	10/23/2010
1550319	Wackenhut	G4S Wackenhut	\$6,564.22	18	1/13/2008	1/3/2010
1637062	G4S Secure Solutions, Inc.	G4S Secure Solutions, Inc.	\$5,231.68	33	12/3/2009	12/2/2011
1503545	Wackenhut	Wackenhut Corporation	\$3,921.62	10	2/7/2006	2/6/2008
1595708	G4S	GS4 Secure Solutions, USA	\$3,659.69	1	9/9/2010	3/20/2011
1650932	G 4 S Secure Solutions USA	G4S Secure Solutions USA	\$3,584.63	12	5/15/2010	5/14/2012
1641518	G4S Youth Services, LLC	G4S Youth Services, LLC	\$3,516.36	4	7/3/2011	1/22/2012
1597653	G4S	G4S Secure Solutions (USA), Inc	\$2,179.71	1	3/15/2009	3/15/2011
1491573	The Wackenhut Corporation	The Wackenhut Corporation	\$2,172.75	4	9/26/2005	9/25/2007
1473752	The Wackenhut Corporation	The Wackenhut Corporation	\$1,957.03	27	10/1/2006	6/1/2007
1543397	The Wackenhut Corporation	The Wackenhut Corporation	\$1,757.54	1	6/26/2007	6/25/2009
1556050	Wackenhut	The Wackenhut Corporation	\$807.99	7	6/15/2008	6/6/2010
1521550	The Wackenhut	Wackenhut Corporation	\$680.00	1	8/1/2007	11/19/2008
1466711	The Wackenhut Corporation	The Wackenhut Corporation	\$411.89	2	9/26/2005	9/23/2007
1429593	Wackenhut Corporation	The Wackenhut Corporation	\$168.72	1	11/13/2005	11/19/2005
1553128	The Wackenhut Corporation	Wackenhut	\$92.62	1	8/30/2008	8/28/2010
1634491	G4S Secure Solutions	G4S Secure Solutions USA, Inc	\$38.40	1	2/15/2010	2/14/2012
1432423	Wackenhut Corporation	Wackenhut Corporation	\$24.92	1	2/22/2004	2/12/2006
1521756	GS4 Wackenhut	The Wackenhut Corporation	\$0.00	0	10/24/2006	10/23/2008
1558452	The Wackenhut Corporation	G4S Wackenhut Corporation	\$0.00	0	9/16/2007	9/6/2009
1605864	Wackenhut Services, Inc.	Wackenhut Services, Inc.	\$0.00	0	9/30/2008	9/30/2010

1462709	Wackenhut	The Wackenhut Corporation	\$0.00	0	12/5/2005	1/7/2007
1497368	Wackenhut	Wackenhut Corporation, The	\$0.00	0	7/1/2005	6/30/2007
1508165	Wackenhut	The Wackenhut Corporation	\$0.00	0	4/24/2006	4/21/2008
1427587	Wackenhut	The Wackenhut Corporation	\$0.00	0	11/20/2005	11/20/2007
1527596	Wackenhut	Wackenhut Corp.	\$0.00	0	10/15/2006	10/14/2008
1528871	Wackenhut	The Wackenhut Crop.	\$0.00	0	11/15/2006	11/14/2008
1580044	Wackenhut	Wackenhut Corporation	\$0.00	0	2/1/2008	1/31/2010
1385538	Wackenhut Corp.	The Wackenhut Corporation	\$0.00	0	3/8/2003	3/1/2005
1445651	Wackenhut Corporation	The Wackenhut Corporation	\$0.00	0	6/6/2004	6/4/2006
1471500	Wackenhut Corporation	Wackenhut Corporation	\$0.00	0	11/13/2006	4/13/2007
1479173	Wackenhut Corporation	The Wackenhut Coporation	\$0.00	0	5/28/2005	5/19/2007
1488895	Wackenhut Corporation	Wackenhut Corporation	\$0.00	0	6/12/2007	7/29/2007
1489379	Wackenhut Corporation	Wackenhut Corporation	\$0.00	0	9/15/2005	9/1/2007
1564345	Wackenhut Corporation	Wackenhut Corporation	\$0.00	0	4/7/2008	4/5/2010
1572087	Wackenhut Corporation	Wackenhut Corporation	\$0.00	0	2/1/2008	1/31/2010
1586617	Wackenhut Corporation	G4S Secure Solutions USA	\$0.00	0	6/25/2010	7/26/2010
1480464	Wackenhut Corporation G4S	The Wackenhut Corporation	\$0.00	0	6/16/2005	6/16/2007
1471082	Wackenhut of Nevada, Inc.	Wackenhut Corporation	\$0.00	0	9/1/2005	7/31/2007
1569088	WSI	Wackenhut Services Incorporated	\$0.00	0	10/20/2008	10/17/2010
1670556	G4S	G4S Secure Solutions	\$0.00	0	5/15/2012	11/9/2012
1658326	G4S Government Solutions, Inc	G4S Government Solutions, Inc	\$0.00	0	8/24/2010	8/22/2012
1669884	G4S Secure Solutions	G4S Secure Solutions USA Inc	\$0.00	0	10/10/2010	10/9/2012
1636743	G4s Secure Solutions (USA) Inc.	G4s Secure Solutions (USA) Inc.	\$0.00	0	1/15/2010	1/15/2012
1668046	G4S Secure Solutions USA		\$0.00	0	2/1/2011	8/31/2012
1671424	G4-S Secure Solutions, USA Inc.	G4-S Secure Solutions, USA Inc.	\$0.00	0	2/12/2012	10/14/2012
1542636	G4S Security Services - Pacific Islands Club	G4S Security Services (CNMI), Inc.	\$0.00	0	11/1/2006	10/31/2008
1655376	G4S Technologies	G4S Secure Solutions (USA)	\$0.00	0	1/8/2012	7/6/2012
Total	61 violations		\$3,341,439.72	2440		

General Dynamics Corporation
(Vangent, Inc.)
(Bath Iron Works)

General Dynamics

Legal Name of Company Identified in WHD Data: Vangent, Inc.

Company Headquarters: West Falls Church, Virginia

Industry: Aerospace/defense

Company Overview: General Dynamics is an aerospace and defense company whose business includes business aviation; combat vehicles, weapons systems and munitions; shipbuilding and marine systems; and information systems and technology. Their 2012 revenue was just under \$32 billion and they had approximately 95,000 employees. General Dynamics is the world's fifth largest defense contractor based on 2012 revenue. Vangent was acquired by General Dynamics in 2011 in a cash transaction valued at approximately \$960 million. Bath Iron Works is a subsidiary of General Dynamics.

Total Federal Contract Dollars 2012: \$14.6 billion

Main Contracting Agencies: Department of Defense

Primary Nature of Federal Contracts: Building of submarines and combat, assault, and tactical vehicles.

Vangent, Inc.

A U.S. Department of Labor's Wage and Hour Division investigation determined that back wages of over \$2.9 million for 1,502 employees were due by Vangent, Inc. under the Service Contract Act (SCA). The investigation revealed that service employees working on the contract were paid less than the required SCA minimum wage due to the contracting agency's failure to modify the contract by incorporating the current U.S. Department of Labor wage determination in conjunction with the contract's anniversary dates in February of 2006, 2007, and 2008 which were contract years 2, 3, & 4. Back wages were also found because the wage determinations contained increases in the health & welfare amounts required to be paid to the service employees.

Bath Iron Works

OSHA proposed \$441,500 in fines against Bath Iron Works for 59 alleged repeat, willful and serious violations of safety and health standards at its Bath, Maine, shipyard. The shipbuilder was cited as the result of an inspection opened June 4, 2007, under an OSHA program that targets inspections to workplaces with higher than average injury and illness rates.

The citations encompassed mechanical, electrical, chemical, fire, fall and exit access hazards, several of which had been cited on previous OSHA inspections. OSHA also issued one willful citation, with a \$55,000 fine, for 30 unguarded fan blades. 12 repeat citations were issued, with \$250,500 in proposed fines, for impalement hazards from unguarded studs and angle irons being attached to bulkheads and decks of newly constructed ship modules; unguarded work platforms; defective powered industrial trucks; inadequately guarded grinders; ungrounded electrical equipment; non-waterproof electrical boxes used in wet environments; missing toeboards on scaffolds; and obstructed aisles and passageways. OSHA had cited for similar hazards in September 2005. Additionally, OSHA cited Bath Iron Works for forty-six serious citations, with \$136,000 in fines.



Search

Prime Award Advanced Search Sub-award Advanced Search

NOTE: You must click [here](#) for very important D&B information.

Prime Award Spending Data

[View Sub-award Data](#)

FY 2012

Filters: FY 2012 Contractor: [General Dynamics Corporation](#)

By Agency By Prime Awardee By Location

[Report Data Issues](#)

View: [Expanded Summary](#)

Jump to: [All Spending Data](#) | [Contracts Data Only](#) | [Assistance Data Only](#) | [Export](#)

Total Dollars: \$14,577,123,161	Number of Transactions: 15,832	Total Sub-Award Dollars: \$25,145,835	Number of Sub-Award Reports: 6
-------------------------------------------	------------------------------------------	-------------------------------------------------	------------------------------------------

All Spending Data

GENERAL DYNAMICS CORPORATION

Top 5 Prime Award Recipient Locations (States)

1. Connecticut	\$3,962,857,166	
2. Virginia	\$2,293,814,847	
3. Michigan	\$2,187,362,435	
4. Massachusetts	\$1,487,864,387	
5. California	\$1,187,076,437	

Top 5 Prime Award Major Agencies

1. Department of Defense	\$13,609,479,316	
2. Department of Health and Human Services	\$404,181,252	
3. General Services Administration	\$210,558,614	
4. Department of Homeland Security	\$196,368,271	
5. National Aeronautics and Space Administration	\$190,489,886	

Top 5 Prime Award Sub Agencies

1. Department of the Navy	\$7,724,443,194	
2. Department of the Army	\$5,033,065,345	
3. Department of the Air Force	\$566,773,803	
4. Centers for Medicare and Medicaid Services	\$373,578,187	
5. Federal Acquisition Service	\$210,281,361	

Top 10 Prime Awards in FY2012

1. Contract: Department of Defense N0002409C2104 Submarines	\$2,712,135,779	
2. Contract: Department of Defense N0002409C2229 Miscellaneous Vessels	\$680,402,533	
3. Contract: Department of Defense N0002411C2305 Destroyers	\$652,927,172	
4. Contract: Department of Defense Combat, Assault, and Tactical Vehicles, Wheeled	\$367,496,230	
5. Contract: Department of Defense W31P4Q10C0190 Rockets, Rocket Ammunition and Rocket Components	\$244,083,122	
6. Contract: Department of Defense 0266 Combat, Assault, and Tactical Vehicles, Wheeled	\$242,246,400	
7. Contract: Department of Defense 0269 Combat, Assault, and Tactical Vehicles, Tracked	\$217,088,960	
8. Contract: Department of Defense W56HZV08C0028 Trucks and Truck Tractors, Wheeled	\$185,864,609	
9. Contract: Department of Defense 0027 Miscellaneous Communication Equipment	\$182,054,298	
10. Contract: Department of Defense 0026 Miscellaneous Communication Equipment	\$143,995,202	

Contracts Data Only

Top 5 Prime Award Type of Contracts Used

1. Firm Fixed Price	\$4,227,109,547	
2. Combination (Two or More)	\$3,808,763,038	
3. Cost Plus Fixed Fee	\$3,704,714,240	
4. Cost Plus Award Fee	\$1,399,793,787	

Top 5 Prime Award Contractors

1. General Dynamics Corporation	\$14,577,123,161	
2. General Dynamics Corporation	\$390,831,398	

5. Fixed Price Incentive \$1,035,795,112

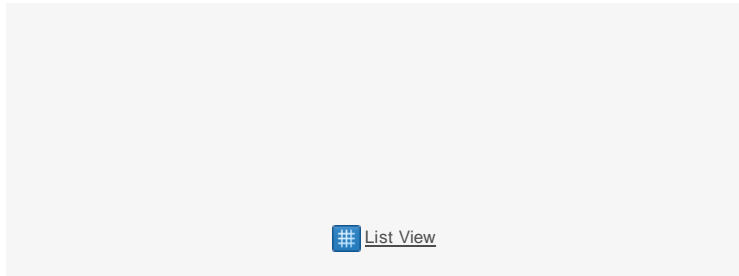
Top 5 Prime Award Products or Services Sold

1. Submarines	\$3,284,127,866	
2. Combat, Assault, and Tactical Vehicles, Tracked	\$1,267,305,620	
3. Destroyers	\$923,989,414	
4. Combat, Assault, and Tactical Vehicles, Wheeled	\$912,232,695	
5. Miscellaneous Communication Equipment	\$753,698,040	

Top 5 Contract Sub-awardees

1. General Dynamics Corporation	\$25,145,835	
---------------------------------	--------------	--


Competition



* Click on the pie chart slice or the corresponding legend text for Competed/Not Competed Dollars to drill down more into "Dollars by Competition Type"

Prime Awards Timeline

- Contracts
- Grants
- Direct Payments
- Insurance
- Loans and Guarantees
- Others



All prime awardee data as reported by agencies. The assistance prime awardee data includes agency submissions as of 11/21/2013 and the contracts prime awardee data includes procurement data downloaded from FPDS as of 11/22/2013. Please note that availability of DOD contracts prime awardee data is delayed by 90 days to protect operations tempo. All Sub-awardee data is based on prime awardee submissions from FSRS, for sub-contracts as of 11/21/2013 and for sub-grants as of 11/21/2013. For more information about the data, data sources, and data timeliness, please see Learn.

The quality procurement data is maintained by the federal agencies by annual verification and validation of their data in FPDS. For more information on how the quality is maintained and what the government is doing in ensuring the quality please see (PDF).

About | Opportunities | FAQs | Feedback | Accessibility | Privacy Policy | Disclaimer



**All Parent and Subsidiary Violations 2007-2012 contained in
Department of Labor enforcement data for Wage and Hour
Division and Occupational Safety and Health
Administration**

Occupational Safety and Health Administration (OSHA) Enforcement Data

InspectionID	CaseClosedDate	EstablishmentName	SumOfInitialPe	SumOfCurrentPenalties
112520143	2010-06-24	BATH IRON WORKS	\$445,000.00	\$324,000.00
315976324	2012-07-30	GENERAL DYNAMICS BAT	\$189,300.00	\$173,300.00
312317241		NATIONAL STEEL AND SHI	\$137,500.00	\$0.00
312317225	2012-07-13	NATIONAL STEEL AND SHI	\$76,750.00	\$0.00
311519524	2009-01-06	GENERAL DYNAMICS ARM	\$50,000.00	\$29,000.00
309151959	2009-07-09	NATIONAL STEEL AND SHI	\$36,000.00	\$25,000.00
316203884		FORCE PROTECTION INDU	\$33,375.00	\$33,375.00
309913242	2009-11-19	GULFSTREAM AEROSPACE	\$25,600.00	\$25,600.00
1755032		GENERAL DYNAMICS LAN	\$25,200.00	\$9,200.00
310441332	2007-10-05	GENERAL DYNAMICS SATC	\$23,250.00	\$7,100.00
312314990	2012-02-10	NATIONAL STEEL AND SHI	\$22,500.00	\$11,225.00
309147858	2009-08-19	NATIONAL STEEL AND SHI	\$22,500.00	\$22,500.00
311095905	2012-04-09	GENERAL DYNAMICS C4 S	\$22,000.00	\$7,500.00
314759341		NATIONAL STEEL AND SHI	\$21,375.00	\$21,375.00
313783896	2011-10-03	GENERAL DYNAMICS LAN	\$21,000.00	\$21,000.00
314466301	2012-02-01	GENERAL DYNAMICS ORD	\$21,000.00	\$21,000.00
125918714	2009-08-13	NASSCO	\$18,375.00	\$18,000.00
309149920	2009-07-09	NATIONAL STEEL AND SHI	\$18,000.00	\$18,000.00
309152601	2009-08-19	NATIONAL STEEL AND SHI	\$18,000.00	\$18,000.00
309147585	2008-07-14	NATIONAL STEEL AND SHI	\$18,000.00	\$18,000.00
309151223	2009-07-09	NATIONAL STEEL AND SHI	\$18,000.00	\$18,000.00
309152130	2009-07-09	NATIONAL STEEL AND SHI	\$18,000.00	\$5,735.00
309152460	2009-06-23	NATIONAL STEEL AND SHI	\$18,000.00	\$0.00
334583143	2012-06-21	GENERAL DYNAMICS BAT	\$16,900.00	\$16,900.00
309734929	2010-12-01	GENERAL DYNAMICS INFO	\$16,635.00	\$11,645.00
312860612	2012-10-23	JET AVIATION TETERBORO	\$14,400.00	\$7,573.00
309152478	2009-08-19	NATIONAL STEEL AND SHI	\$13,910.00	\$1,400.00
312311806		NATIONAL STEEL AND SHI	\$13,500.00	\$4,725.00
313785263	2011-07-25	GENERAL DYNAMICS LAN	\$13,200.00	\$10,000.00
14491088		GENERAL DYNAMICS LAN	\$12,500.00	\$10,150.00
301279451		NASSCO	\$12,105.00	\$12,105.00
314755034		NATIONAL STEEL AND SHI	\$11,250.00	\$11,250.00
120267646	2010-09-13	NASSCO	\$10,375.00	\$5,875.00
309730034	2008-05-15	EARL INDUSTRIES	\$10,075.00	\$6,555.00
1749159		GENERAL DYNAMICS ELEC	\$10,000.00	\$2,000.00
315259002	2011-12-22	JET AVIATION OF AMERIC	\$10,000.00	\$7,000.00
309149896	2010-08-23	NATIONAL STEEL AND SHI	\$10,000.00	\$4,000.00
307411116	2007-01-24	GULFSTREAM AEROSPACE	\$8,700.00	\$6,250.00
301280020	2007-07-03	NASSCO	\$7,650.00	\$0.00
309735934	2011-08-18	METRO MACHINE CORPO	\$7,500.00	\$5,625.00
309149227	2008-07-14	NATIONAL STEEL AND SHI	\$7,250.00	\$3,500.00
312860497	2012-09-13	JET AVIATION TETERBORO	\$7,200.00	\$1,350.00
311314462	2008-12-04	GENERAL DYNAMICS INFO	\$7,000.00	\$4,000.00
310159967	2008-05-15	ELECTRIC BOAT CORPORA	\$6,700.00	\$5,000.00
311095913	2012-03-30	GENERAL DYNAMICS C4 S	\$6,000.00	\$0.00
315155739	2011-06-14	AXLETECH INTERNATIONAL	\$6,000.00	\$3,500.00
309731206	2008-12-17	METRO MACHINE CORPO	\$5,200.00	\$3,120.00
110571569	2007-06-12	NASSCO	\$4,250.00	\$1,020.00
309148534	2009-08-19	NATIONAL STEEL AND SHI	\$4,250.00	\$3,575.00
309147866	2009-08-19	NATIONAL STEEL AND SHI	\$4,125.00	\$4,125.00
309909455		GULFSTREAM AEROSPACE	\$4,050.00	\$2,700.00
316216811	2012-02-01	GENERAL DYNAMICS BAT	\$4,000.00	\$4,000.00
310728175	2007-02-22	GENERAL DYNAMICS ARM	\$3,750.00	\$2,250.00
309147759	2009-03-18	NATIONAL STEEL AND SHI	\$3,745.00	\$670.00
336260609	2012-11-26	EARL INDUSTRIES	\$3,600.00	\$1,800.00

314060898	2011-11-01	GENERALDYNAMICS ARM	\$3,400.00	\$3,400.00
313017824	2011-03-18	GENERALDYNAMICS OTS	\$3,400.00	\$3,400.00
336199187	2012-11-26	EARLINDUSTRIES	\$3,000.00	\$1,500.00
313112484	2009-09-29	NASSCO	\$2,975.00	\$2,975.00
126007665	2009-03-19	NASSCO	\$2,960.00	\$2,625.00
310161856	2009-12-29	ELECTRIC BOAT CORPORA	\$2,725.00	\$2,125.00
316528173	2012-08-27	GENERALDYNAMICS SATC	\$2,100.00	\$900.00
313629503	2010-04-13	GENERALDYNAMICS ARM	\$1,875.00	\$1,875.00
312072549	2010-03-05	GENERALDYNAMICS LAN	\$1,500.00	\$750.00
110572435	2008-11-28	NASSCO-GENERAL DYNAM	\$1,500.00	\$1,500.00
316681915		GENERALDYNAMICS ROB	\$1,500.00	\$1,500.00
310155205	2007-08-03	ELECTRIC BOAT CORPORA	\$1,500.00	\$750.00
310972930	2007-10-29	FORCE PROTECTION INDU	\$1,500.00	\$1,500.00
309151215	2009-08-19	NATIONAL STEEL AND SHI	\$1,480.00	\$1,480.00
309152502	2009-07-09	NATIONAL STEEL AND SHI	\$1,315.00	\$260.00
315015016	2010-11-22	GENERALDYNAMICS ADV	\$900.00	\$630.00
309145498	2009-08-13	NATIONAL STEEL AND SHI	\$840.00	\$450.00
301416186	2009-02-18	GENERAL DYNAMICS	\$800.00	\$800.00
314754425	2011-03-25	NATIONAL STEEL AND SHI	\$635.00	\$0.00
2499846		GENERALDYNAMICS LAN	\$560.00	\$280.00
309152833	2009-08-19	NATIONAL STEEL AND SHI	\$475.00	\$475.00
100264837		GENERALDYNAMICS FOR	\$350.00	\$350.00
314145053	2010-12-16	GENERALDYNAMICS LAN	\$250.00	\$0.00
110571437	2007-02-27	NASSCO	\$200.00	\$200.00
Total	79 violations		\$1,612,285.00	\$1,020,298.00

Wage and Hour Division (WHD) Compliance Action Data

case_id	trade_nm	legal_name	bw_atp_amt	ee_atp_cnt	findings_star	findings_end_date
1530479	Vangent	Vangent, Inc.	\$2,976,667.27	1502	1/29/2006	1/31/2009
1551119	General Dynamics	General Dynamics Inform	\$194,008.96	29	4/29/2008	4/28/2010
1466747	General Dynamics	General Dynamics Inform	\$54,892.46	11	5/28/2005	5/25/2007
1543315	General Dynamics Information Technolog	General Dynamics Corpor	\$5,885.84	1	5/9/2008	5/8/2010
1478204	Vangent, Inc.	Vangent, Inc.	\$5,283.00	1	2/5/2007	4/19/2007
1545128	General Dynamics Electric Boat	General Dynamics Electric	\$52.40	1	3/26/2009	3/31/2009
1539232	General Dynamics	General Dynamics	\$0.00	0	8/1/2008	6/17/2010
1464111	General Dynamics	General Dynamis	\$0.00	0	11/8/2006	3/2/2007
1482868	NASSCO	General Dynamics NASSC	\$0.00	0	3/21/2007	5/10/2007
1486738	General Dynamics	General Dynamics Land Sy	\$0.00	0	11/1/2006	5/1/2007
1496007	General Dynamics	General Dynamics Inc. d/	\$0.00	0	10/1/2007	10/24/2007
1512208	General Dynamics	General Dynamic Arname	\$0.00	0	1/1/2008	7/12/2008
1513113	General Dynamics	General Dynamics Armam	\$0.00	0	1/1/2008	7/12/2008
1503111	General Dynamics Information Technolog	General Dynamics Inform	\$0.00	0	10/1/2007	8/14/2008
1518696	General Dynamics	General Dynamics Inform	\$0.00	0	9/4/2006	9/3/2008
1668915	General Dynamics Decision Systems	General Dynamics Decisio	\$0.00	0	11/19/2010	1/26/2011
1555694	General Dynamics	General Dynamics Inform	\$0.00	0	8/18/2007	8/17/2009
1511466	General Dynamics Advanced Info Systems	General Dynamics Advanc	\$0.00	0	4/10/2008	4/10/2010
1637465	General Dynamics Information Technolog	General Dynamics Inform	\$0.00	0	8/23/2011	3/23/2012
1638760	General Dynamics Robotic Systems	General Dynamics Robotic	\$0.00	0	5/25/2010	5/24/2012
1572485	Vangent, Inc.	Vangent, Inc.	\$0.00	0	6/1/2009	7/3/2010
1477383	Bath Iron Works	Bath Iron Works Corporat	\$0.00	0	12/4/2006	4/18/2007
1646762	Gulfstream Aerospace	Gulfstream Aerospace Cor	\$0.00	0	12/26/2010	4/3/2012
Total	23 violations		\$3,236,789.93	1545		

General Motors Company
(C-P-C-G Oklahoma City Plant-General Motors Corp)

General Motors Company

Name of Company Identified in OSHA Data: C-P-C-G Oklahoma City Plant-General Motors Corp.

Company Headquarters: Detroit, Michigan

Industry: Automotive

Company Overview: General Motors (GM) is the world's largest automobile company, and develops, manufactures and markets cars, trucks and parts worldwide. The company's brands include: Chevrolet, Buick, GMC, Cadillac, Baojun, Holden, Isuzu, Jiefang, Opel, Vauxhall and Wuling. GM's revenue for 2012 was \$152 billion, and the company employed 213,000 people as of December 2012.

Total Federal Contract Dollars 2012: \$393.8 million

Main Contracting Agencies: General Services Administration

Primary Nature of Federal Contracts: Motor vehicle sales.

C-P-C-G Oklahoma City Plant-General Motors Corp.

Early on the morning of April 4, 1991, at a General Motors Corporation (GM) automobile manufacturing plant in Oklahoma City, Oklahoma, a motor rail conveyor lift table activated, catching the head of an employee. He was taken to the medical department and then to the hospital. He died one hour after the accident.

As a result of this fatality, the OSHA conducted an inspection of the GM plant. The violations encompassed GM's failure to apply lockout/tagout during the events leading up to the accident, as well as GM's failure to establish an energy control program, utilize and adequately describe its energy control procedure, conduct a periodic inspection of that procedure, and train and retrain employees covered by the standard. The training and retraining items on a per-employee basis and proposed penalties for all citation items totaled \$2.78 million.



Search

Prime Award Advanced Search Sub-award Advanced Search

NOTE: You must click here for very important D&B information.

Prime Award Spending Data

View Sub-award Data

FY 2012 Submit

Filters: FY 2012 Contractor: General Motors Company Clear All

By Agency By Prime Awardee By Location

Report Data Issues

View: Expanded Summary Go

Jump to: All Spending Data | Contracts Data Only | Assistance Data Only Export

Total Dollars: \$393,847,541	Number of Transactions: 10,082	Total Sub-Award Dollars: \$216,210	Number of Sub-Award Reports: 2
----------------------------------------	------------------------------------------	----------------------------------------------	------------------------------------------

All Spending Data

General Motors Company

Top 5 Prime Award Recipient Locations (States)

1. Michigan	\$393,847,541	
-------------	---------------	--

Top 5 Prime Award Major Agencies

1. General Services Administration	\$376,047,042	
2. Department of Homeland Security	\$12,282,645	
3. Department of Defense	\$5,300,410	
4. Department of Health and Human Services	\$67,529	
5. Department of Agriculture	\$51,308	

Top 5 Prime Award Sub Agencies

1. Federal Acquisition Service	\$376,047,042	
2. U.S. Secret Service	\$12,282,645	
3. Defense Logistics Agency	\$5,297,310	
4. National Institutes of Health	\$67,529	
5. Natural Resources Conservation Service	\$51,308	

Top 10 Prime Awards in FY2012

1. Contract: Department of Homeland Security HSS0110C0057 Passenger Motor Vehicles	\$5,871,000	
2. Contract: Department of Homeland Security HSS0110C0057 Passenger Motor Vehicles	\$5,700,000	
3. Contract: General Services GSRPNNFU2782 Passenger Motor Vehicles	\$2,094,750	
4. Contract: General Services Administration GSRPNNGB1662	\$1,808,350	
5. Contract: Department of Defense VD01 Vehicular Power Transmission Components	\$1,517,100	
6. Contract: General Services Administration GSRPNNGO7832 Passenger Motor Vehicles	\$1,454,000	
7. Contract: General Services Administration GSRPNNGD9632 Passenger Motor Vehicles	\$1,291,500	
8. Contract: General Services Administration GSRPNNGB1162 Passenger Motor Vehicles	\$1,158,750	
9. Contract: General Services Administration GSRPNNGI9112 Passenger Motor Vehicles	\$1,045,100	
10. Contract: General Services Administration GSRPNNGH7312 Passenger Motor Vehicles	\$861,560	

Contracts Data Only

Top 5 Prime Award Type of Contracts Used

1. Fixed Price with Economic Price Adjustment	\$374,936,377	
-----------------------------------------------	---------------	--

Top 5 Prime Award Contractors

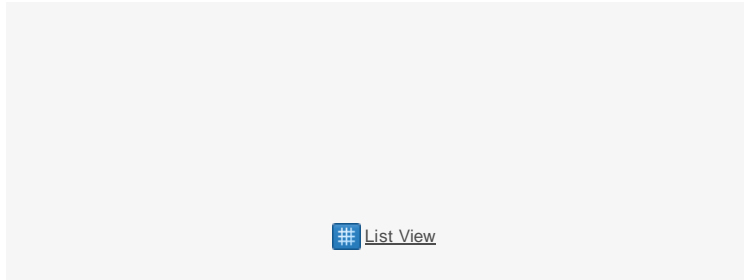
1. General Motors Company	\$393,847,541	
---------------------------	---------------	--

2. Firm Fixed Price \$18,911,164

Top 5 Prime Award Products or Services Sold

1. Passenger Motor Vehicles	\$387,811,629	
2. Vehicular Power Transmission Components	\$2,857,493	
3. Miscellaneous Vehicular Components	\$711,645	
4. Packing and Gasket Materials	\$423,822	
5. Diesel Engines and Components	\$387,689	

Competition



* Click on the pie chart slice or the corresponding legend text for Competed/Not Competed Dollars to drill down more into "Dollars by Competition Type"

Prime Awards Timeline

- Contracts
- Grants
- Direct Payments
- Insurance
- Loans and Guarantees
- Others



All prime award data as reported by agencies. The assistance prime award data includes agency submissions as of 11/21/2013 and the contracts prime award data includes procurement data downloaded from FPDS as of 11/22/2013. Please note that availability of DOD contracts prime award data is delayed by 90 days to protect operations tempo. All Sub-award data is based on prime award submissions from FSRS, for sub-contracts as of 11/21/2013 and for sub-grants as of 11/21/2013. For more information about the data, data sources, and data timeliness, please see Learn.

The quality procurement data is maintained by the federal agencies by annual verification and validation of their data in FPDS. For more information on how the quality is maintained and what the government is doing in ensuring the quality please see PDF.

About | Opportunities | FAQs | Feedback | Accessibility | Privacy Policy | Disclaimer



**All Parent and Subsidiary Violations 2007-2012 contained in
Department of Labor enforcement data for Wage and Hour
Division and Occupational Safety and Health
Administration**

Occupational Safety and Health Administration (OSHA) Enforcement Data

Attributed to Parent

InspectionID	CaseClosedDate	EstablishmentName	SumOfInitialPenalties	SumOfCurrentPenalties
107497539	1/5/2011	C-P-C-G OKLAHOMA CITY PLANT-GENERAL MOTORS CORP.	\$2,780,000.00	\$2,780,000.00
307748897	2008-02-25	GM POWERTRAIN WILLOW RUN	\$63,500.00	\$13,900.00
308387000	2008-06-06	GENERAL MOTORS CORPORATION	\$28,000.00	\$7,000.00
314388927	9/16/2010	GENERAL MOTORS COMPONENTS HOLDINGS, LLC	\$12,500.00	\$200.00
309385482	2007-07-31	GENERAL MOTORS POWERTRAIN CORPORATION	\$11,000.00	\$7,700.00
314764523	2011-01-28	GENERAL MOTORS CORP.	\$10,000.00	\$7,500.00
312061971	2012-02-21	GM FLINT TRUCK ASSEMBLY	\$9,375.00	\$3,750.00
1942812		GENERAL MOTORS CORP HARRISON RADIATOR DIV	\$9,000.00	\$900.00
311992036	2009-12-22	GM VM DETROIT HAMTRAMCK ASSEMBLY	\$9,000.00	\$4,500.00
315819375		GM MECHANICAL	\$8,400.00	\$8,400.00
312040579		GENERAL MOTORS CORP	\$7,000.00	\$7,000.00
312074750	2011-07-25	AVON AUTOMOTIVE CADILLAC OPERATIONS	\$5,250.00	\$2,100.00
313455412	10/14/2009	GENERAL MOTORS	\$5,000.00	\$2,000.00
308384858	2007-02-08	GENERAL MOTORS CORPORATION	\$5,000.00	\$2,500.00
331099044		GENERAL MOTORS CORP.	\$4,500.00	\$3,150.00
312057938	2012-03-15	GM SERVICE PARTS OPERATION PLANT 78	\$4,500.00	\$1,800.00
313357352	2011-03-04	THE NANOSTEEL COMPANY, INC.	\$4,200.00	\$4,200.00
313929069	2010-03-23	GENERAL MOTORS LLC	\$4,000.00	\$4,000.00
308754282	2007-06-14	GM POWERTRAIN GROUP-GENERAL MOTORS CORP.	\$4,000.00	\$4,000.00
316568781	2012-09-28	GENERAL MOTORS LLC	\$3,600.00	\$3,600.00
311499503	2008-06-05	GENERAL MOTORS CORP.	\$3,500.00	\$1,000.00
315695254	2012-02-28	PROTERRA INC	\$3,300.00	\$1,400.00
308799493	2007-04-03	GM POWERTRAIN WILLOW RUN	\$2,800.00	\$1,400.00
312069982	2012-05-15	GM FLINT METAL CENTER	\$2,700.00	\$1,080.00
10804920		GENERAL MOTORS CORP-CHEVORLET	\$2,330.00	\$920.00
125137075	2009-08-04	GM CORP POWERTRAIN WARREN	\$2,100.00	\$1,500.00
308819846	2008-01-31	GM POWERTRAIN BAY CITY PLANT	\$2,100.00	\$1,050.00
312948318	2009-04-21	GM POWERTRAIN GROUP-GENERAL MOTORS CORP.	\$2,000.00	\$1,000.00
308876069	2009-02-03	GM GRAND RAPIDS METAL PLANT	\$1,750.00	\$875.00
308814425	2009-01-23	GM TRUCK GROUP	\$1,750.00	\$875.00
311997167	2012-09-06	GM VM FLINT ASSEMBLY	\$1,750.00	\$700.00
314673401	2010-09-13	GENERAL MOTORS CORP.	\$1,700.00	\$1,700.00
310762851	2007-09-12	GENERAL MOTORS CORPORATION	\$1,700.00	\$1,190.00
315129064	2010-12-22	GENERAL MOTORS CO. DBA CUSTOMER CARE & AFTERSALES	\$1,650.00	\$1,100.00
1236546		GENERAL MOTORS CORPORATION CENTRAL FOUNDRY DIVISIO	\$1,600.00	\$1,600.00
310763487	2008-02-14	GENERAL MOTORS CORPORATION	\$1,500.00	\$0.00
312069875	2012-03-06	GM FLINT TRUCK & BUS ASSEMBLY	\$1,400.00	\$560.00
314534439	2011-07-18	THE NANOSTEEL COMPANY, INC.	\$1,370.00	\$1,370.00
313713182	2010-01-22	GENERAL MOTORS MFD MARION PLANT	\$1,300.00	\$845.00
309889772	2007-03-26	GENERAL MOTORS CORP.-FAIRFAX PLANT	\$1,275.00	\$637.50
312075021	2010-10-08	GM CO	\$1,200.00	\$480.00
308821644	2008-04-09	GM FREIGHT INC	\$1,100.00	\$1,100.00
1673540		GENERAL MOTORS CORPORATION HARRISON RADIATOR DIVIS	\$900.00	\$900.00
308809813	2008-08-11	GM LANSING DELTA TWP ASSEMBLY	\$900.00	\$450.00
315385724	2012-09-06	GM TECHNICAL CTR	\$700.00	\$350.00
301129029	2010-09-13	GM MACHINING	\$600.00	\$600.00
259564		GENERAL MOTORS CORP	\$480.00	\$480.00
313253973	2010-06-15	GENERAL MOTORS CORP	\$450.00	\$180.00
1745603		GENERAL MOTORS WAREHOUSING DIST DIV	\$300.00	\$0.00
10804946		CHEVROLET MOTOR DIV TONAWANDA	\$300.00	\$0.00
123712598	2010-09-21	GENERAL MOTORS CORPORATION	\$240.00	\$240.00

Total	51 violations		\$3,034,570.00	\$2,893,782.50
-------	---------------	--	----------------	----------------

Attributed to Autodealer

InspectionID	CaseClosedDate	EstablishmentName	SumOfInitialPenalties	SumOfCurrentPenalties
307337204	2009-06-29	CENTRAL CHEVROLET	\$26,425.00	\$3,100.00
f	2010-05-06	BILLION BUICK	\$25,000.00	\$2,500.00
314374729	2010-10-18	JOHN O'RION STEVENSON, INC. DBA STEVENSON CHEVROLET	\$22,200.00	\$22,200.00
301332524		CRESTVIEW CADILLAC	\$21,685.00	\$1,085.00
300791134	2008-08-25	CITY CHEVROLET	\$18,560.00	\$3,935.00
331904904	2012-07-11	RAY DENNISON CHEVROLET INC.	\$17,595.00	\$7,268.00
307180372	2008-11-21	DOWNEY PONTIAC GMC-BUICK	\$16,565.00	\$810.00
307342790	2008-09-11	CENTRAL CHEVROLET	\$16,305.00	\$900.00
314374984		DOUG HENRY CHEVROLET BUICK PONTIAC GMC TRUCK, INC.	\$15,900.00	\$3,500.00
333868628		AUFENBERG CHEVROLET	\$15,600.00	\$9,900.00
306356163	2009-03-24	FAGGART BUICK GMC	\$14,400.00	\$10,800.00
331906990	2012-07-11	RAY DENNISON CHEVROLET INC.	\$13,770.00	\$6,120.00
310936463	2008-02-12	ROBERTS CHEVROLET, INC.	\$11,175.00	\$5,587.50
316075084	2012-01-30	LYNN LAYTON CADILLAC-NISSAN, INC.	\$10,800.00	\$6,000.00
316075035	2012-01-30	LYNN LAYTON CADILLAC-NISSAN, INC.	\$10,800.00	\$6,000.00
315540914	2012-01-24	PINEGAR BUICK GMC TRUCK	\$10,200.00	\$5,500.00
312519887	2008-12-29	LOREN BUICK, INC.	\$9,900.00	\$5,940.00
334913399	2012-10-26	JEFF SMITH CHEVROLET	\$9,800.00	\$4,900.00
311974133	2009-07-24	DEPAULA CHEVROLET-HUMMER, INC.	\$9,450.00	\$3,000.00
315750315	2011-10-26	D'ELLA BUICK CADILLAC GMC	\$9,180.00	\$5,508.00
312371560	2009-12-04	BRESEE CHEVROLET	\$9,000.00	\$6,637.50
315332718	2011-05-20	HOFFMAN CHEVROLET, INC.	\$7,875.00	\$3,190.00
310182464	2007-04-02	ARTIOLI CHEVROLET	\$7,750.00	\$3,875.00
314395179	2010-08-20	SERRA CHEVROLET OF JACKSON INC	\$7,700.00	\$5,775.00
315274555	2011-04-13	COURTESY CHEVROLET-CADILLAC INC	\$7,500.00	\$5,750.00
309441202		C & D CHEVROLET & OLDSMOBILE INC.	\$7,250.00	\$7,250.00
315288449	2011-06-24	BAIRD GM	\$7,200.00	\$2,400.00
301491585	2011-01-05	LYONS PONTIAC-CADILLAC, INC.	\$7,000.00	\$3,075.00
311089072	2008-03-27	STEVE MOORE CHEVROLET LLC D/B/A MAROONE CHEVROLET	\$6,600.00	\$4,950.00
311221170	2010-03-30	DENNY MENHOLT FRONTIER CHEVROLET - HUMMER	\$5,950.00	\$5,950.00
332820620	2012-06-15	SHARP CHEVROLET	\$5,950.00	\$5,950.00
330629759	2011-10-04	GANLEY CHEVROLET	\$5,950.00	\$4,165.00
312679855		GREINER BUICK PONTIAC GMC	\$5,820.00	\$5,820.00
307248716	2007-08-17	MIDWAY CHEVROLET ISUZU	\$5,625.00	\$4,000.00
309712859	2007-04-24	RANDY REED PONTIAC-BUICK-GMC	\$5,575.00	\$2,787.50
316069517		CHEVROLET OF MORRISTOWN LLC	\$5,500.00	\$2,800.00
315061184	2011-04-05	HUTCHINS MOTORS INC. DBA O'CONNOR GMC INC.	\$5,400.00	\$2,700.00
314403130	2011-03-14	VALENTI CADILLAC, LLC	\$5,400.00	\$5,400.00
315462978	2011-09-06	VAN MATRE BUICK GMC	\$5,355.00	\$3,748.50
314347923	2010-12-14	RANDALL OLDS GMC CADILLAC DBA RANDALL PONTIAC BUIC	\$5,355.00	\$1,547.00
310939962	2008-06-18	VAN CHEVROLET CADILLAC INC	\$5,250.00	\$2,625.00
300189420	2011-01-05	PAUL YOUNG CHEVROLET, INC.	\$5,092.00	\$2,200.00
312365984	2009-12-29	FRENCHIE'S CHEVROLET, INC.	\$5,000.00	\$3,000.00
309803286	2007-04-02	LOVE CHEVROLET	\$4,950.00	\$4,275.00
316078351	2012-05-01	WYNN BUICK-GMC, INC.	\$4,900.00	\$2,500.00
310931423	2007-07-23	MAJOR CADILLAC	\$4,750.00	\$2,375.00
310938063	2008-04-03	RANDY REED CHEVROLET, LLC	\$4,725.00	\$2,362.50
122383649	2008-03-31	BOB FISH PONTIAC-BUICK-GMC TRUCK, INC.	\$4,551.00	\$3,185.70
311634265	2007-12-31	FAIRWAY CHEVROLET	\$4,500.00	\$2,700.00
311841019	2009-07-30	DON TATE MOTORS, INC. DBA MARK PORTER CHEVROLET	\$4,500.00	\$3,150.00

313930992	2010-09-02	ROBERT BUICK INC DBA ROBERT BUICK PONTIAC	\$4,350.00	\$3,045.00
300584919	2011-01-05	LARRY ROESCH CHEVROLET, INC.	\$4,297.00	\$1,500.00
335068383	2012-08-14	TRI COUNTY GM	\$4,267.00	\$2,200.00
331098194		DAVE SMITH CHEVROLET OLDSMOBILE PONTIAC CADILLAC, INC.	\$4,250.00	\$2,600.00
311680649	2010-07-07	HARRY GREEN CHEVROLET, INC.	\$4,135.00	\$3,500.00
307181412	2007-02-01	WEST COVINA MOTORS, INC., DBA CLIPPINGER CHEVROLET	\$4,025.00	\$750.00
314752270	2011-05-09	BECKER BUICK GMC INC	\$3,800.00	\$3,800.00
314122318	2010-06-01	JAMES CORLEW CHEVROLET INC	\$3,800.00	\$3,800.00
309143022	2007-03-12	SOUTHERN CHEVROLET OLDS GEO, INC.	\$3,750.00	\$3,000.00
308803295	2007-03-07	CLASSIC CHEVROLET WAREHOUSE	\$3,600.00	\$3,600.00
311937239	2008-09-12	BOBBY MURRAY CHEVROLET, INC.	\$3,500.00	\$1,625.00
336041785	2012-10-15	BARTON BIRKS CHEVROLET CADILLAC	\$3,500.00	\$3,500.00
313763955	2011-10-13	PARKER CHEVROLET PONTIAC, INC.	\$3,500.00	\$2,400.00
313179939	2011-07-25	LUTHER HUDSON CHEVROLET GMC	\$3,400.00	\$2,380.00
313401242	2009-08-07	ROBERTS CHEVROLET, INC.	\$3,375.00	\$1,687.50
314457334	2010-06-15	HARVEY CHEVROLET CORP.	\$3,185.00	\$1,911.00
314373614	2011-01-18	DON BULLUCK CHEVROLET CADILLAC, INC.	\$3,000.00	\$2,250.00
315464248	2011-05-31	DAVE SINCLAIR BUICK GMC	\$2,975.00	\$2,082.50
310849690	2008-01-29	CHEVROLET OF SOUTH ANCHORAGE	\$2,950.00	\$400.00
334139623	2012-07-03	SAWYER CHEVROLET	\$2,913.75	\$2,039.63
311870653	2008-05-12	DELL RAPIDS CHEVROLET PONTIAC, INC.	\$2,850.00	\$1,710.00
315288407	2011-07-18	RHINELANDER GM AUTO CENTER	\$2,800.00	\$1,960.00
334035425	2012-07-31	HARTNELL CHEVROLET, INC.	\$2,800.00	\$1,500.00
336917786		GORDON CHEVROLET-GEO, INC	\$2,800.00	\$1,500.00
315810911	2012-01-20	COLLINS CHEVROLET, INC.	\$2,800.00	\$2,100.00
310504063	2008-01-09	UNIVERSITY GM SUPERSTORE	\$2,700.00	\$2,025.00
336390380		STARK CHEVROLET OF SUN PRAIRIE INC	\$2,700.00	\$1,350.00
310814991	2008-12-17	SECURITY CHEVROLET	\$2,700.00	\$900.00
316112994	2011-12-28	CAPITAL GMC	\$2,695.00	\$2,401.00
315953620	2011-12-16	LINDSAY CHEVROLET	\$2,695.00	\$1,886.00
311939557	2011-12-22	CHATHAM CHEVROLET BUICK PONTIAC, INC.	\$2,600.00	\$2,600.00
315812842	2012-05-18	SUNSET CHEVROLET INC	\$2,600.00	\$2,600.00
315879155		MURDOCK CHEVROLET INC	\$2,500.00	\$2,500.00
312188790	2008-06-16	LOREN BUICK, INC.	\$2,500.00	\$1,750.00
315791053	2011-09-13	ROOSTER BUSH PONTIAC-CADILLAC-GMC TRUCK, INC.	\$2,400.00	\$1,800.00
109177493	2009-06-12	MINCHIN BUICK PONTIAC GMC TRUCK INC.	\$2,400.00	\$1,200.00
314847690	2011-11-01	HEATON CHEVROLET-OLDSMOBILE-GEO, INC.	\$2,400.00	\$1,200.00
312524481	2009-03-24	WAYNE NEAL COMMERCE, INC. DBA WAYNE NEAL CHEVROLET	\$2,400.00	\$1,875.00
311345540	2008-09-02	CHATHAM CHEVROLET BUICK PONTIAC, INC.	\$2,350.00	\$1,238.00
315202416	2011-03-14	STINNETT CHEVROLET BUICK INC	\$2,300.00	\$2,300.00
314897133	2011-05-10	GATEWAY CHEVROLET	\$2,295.00	\$1,147.50
309570273	2007-02-21	HARBOR CHEVROLET	\$2,275.00	\$1,137.50
313725962	2009-11-06	SPURR CHEVROLET	\$2,250.00	\$1,250.00
303098180		DUTCH MUNDY CHEVROLET	\$2,250.00	\$2,250.00
314752577	2010-10-21	FIESTA CHEVROLET	\$2,250.00	\$1,350.00
313498461	2011-01-05	BRAVO CADILLAC	\$2,250.00	\$1,575.00
311924385	2008-09-10	COX & COHEA CHEVROLET-BUICK INC.	\$2,100.00	\$1,260.00
311002315	2008-05-21	DAVID STANLEY CHEVROLET	\$2,100.00	\$2,100.00
315953505	2011-11-04	JIM MCKAY CHEVROLET INC.	\$2,100.00	\$2,100.00
314393281	2010-06-01	DOBBS BROTHERS BUICK-PONTIAC INC	\$2,100.00	\$2,100.00
313202061	2009-12-28	DIAMOND CADILLAC, BUICK, GMC	\$2,000.00	\$2,000.00
313043473	2009-09-30	LUST CHEVROLET	\$1,925.00	\$962.50
123296923	2011-01-05	THE WALLINGFORD AUTO CO./DBA WALLINGFORD BUICK-GMC	\$1,911.00	\$955.50
316589316		JOHNSON CHEVROLET	\$1,890.00	\$660.00

314153784	2010-03-22	GR CHEVROLET, INC.	\$1,890.00	\$1,260.00
314763731	2011-06-23	BECKER BUICK GMC INC	\$1,800.00	\$1,800.00
334273364	2012-06-05	SUSS BUICK GMC	\$1,785.00	\$1,785.00
314347956	2010-12-14	RANDALL OLDS GMC CADILLAC DBA RANDALL PONTIAC BUIC	\$1,785.00	\$1,160.00
312710080	2009-05-01	CAPITOL CHEVROLET CADILLAC INC	\$1,750.00	\$1,750.00
315462499	2011-05-16	ROYAL CHEVROLET COMPANY	\$1,750.00	\$1,050.00
309357713	2008-03-31	BOB FISH PONTIAC-BUICK-GMC TRUCK, INC.	\$1,600.00	\$600.00
311656631	2007-12-04	BLACKWELL-BALDWIN CHEVROLET CADILLAC INC	\$1,575.00	\$945.00
311221733	2010-04-13	DEAN NEWTON CADILAC GMC, INC.	\$1,500.00	\$750.00
310584974	2007-04-25	G & G CHEVROLET	\$1,500.00	\$750.00
312965791	2009-05-11	GREAT LAKES CHEVROLET BUICK	\$1,500.00	\$735.00
312962772		LANE CHEVROLET BUICK PONTIAC GMC LLC	\$1,500.00	\$1,500.00
315207068	2011-05-02	DAVIS CHEVROLET INC	\$1,500.00	\$1,200.00
315394627		MEROLLIS CHEVROLET SALES & SERVICE	\$1,500.00	\$750.00
314600784	2012-02-10	PERKINS OLDS-CADILLAC-BUICK	\$1,500.00	\$750.00
314073511	2010-03-29	PATRICK CHEVROLET INC	\$1,470.00	\$882.00
312837933	2009-04-29	RUSS CHEVROLET CO INC	\$1,430.00	\$1,430.00
316028349	2012-01-11	WEST JEFFERSON CHEVROLET	\$1,400.00	\$1,050.00
313223091	2009-06-12	CHAMPION CHEVROLET	\$1,375.00	\$1,375.00
313223117	2009-06-17	CHAMPION CHEVROLET	\$1,375.00	\$1,375.00
311873202	2009-05-08	DAVE HALLMAN CHEVROLET, INC.	\$1,375.00	\$960.00
310409743	2008-07-16	CAPITAL CITY CHEVROLET, L.P. DBA CAPITAL CITY CHEV	\$1,325.00	\$1,325.00
315956706	2011-12-06	PHELPS CHEVROLET, INC	\$1,300.00	\$1,300.00
312202393	2009-05-01	LARAMIE GM AUTO CENTER	\$1,250.00	\$438.00
303336580	2011-01-05	FRANKEL CADILLAC COMPANY	\$1,250.00	\$400.00
310061726	2008-08-13	GOOD CHEVROLET	\$1,230.00	\$1,230.00
313736035	2010-03-12	BARLOW CHEVROLET LLC	\$1,225.00	\$858.00
315383679	2012-08-31	ART MORAN BUICK GMC INC	\$1,200.00	\$600.00
312103914	2009-04-30	ROBERTSON GMC TRUCKS	\$1,200.00	\$600.00
312943087	2009-03-19	COLONIAL CHEVROLET CO. LTD PARTNERSHIP	\$1,125.00	\$675.00
310652391	2007-02-27	DON BROWN CHEVROLET	\$1,100.00	\$660.00
316285618	2012-02-27	VIKING OLDSMOBILE NISSAN INC DBA VIKING BUICK GMC	\$1,050.00	\$735.00
314841503	2010-12-13	OURISMAN GMC	\$1,050.00	\$1,050.00
316628353	2012-09-07	HUTCHENS CHEVROLET, INC.	\$1,050.00	\$735.00
311986038	2010-03-05	LAFONTAINE CHEVROLET	\$1,050.00	\$420.00
311746457	2008-04-02	LUTHER BROOKDALE CHEVROLET	\$1,050.00	\$735.00
313072241	2009-07-14	VALLEY CADILLAC SAAB	\$1,050.00	\$630.00
307087007	2010-09-09	WENTWORTH CHEVROLET CO	\$1,040.00	\$1,040.00
315658914	2011-07-13	BOYD PONTIAC CADILLAC BUICK, INC.	\$1,000.00	\$1,000.00
313475147	2010-02-19	DSU PETERBILT & GMC INC	\$915.00	\$915.00
312013832	2010-09-10	MEROLLIS CADILLAC GMC	\$900.00	\$900.00
316259647	2012-02-22	JAMES CORLEW CHEVROLET INC	\$900.00	\$900.00
309290930	2008-06-20	GEORGE WEBER CHEVROLET OF WATERLOO	\$900.00	\$630.00
312199334	2008-09-04	BIG WYOMING GMC	\$875.00	\$0.00
313584161	2009-12-01	BLADE CHEVROLET CO INC	\$870.00	\$662.00
312570559	2008-11-24	LITHIA CHEVROLET OF SIOUX FALLS	\$825.00	\$0.00
123280786	2011-01-05	THE WALLINGFORD AUTO CO./DBA WALLINGFORD BUICK-GMC	\$750.00	\$375.00
312085277	2008-08-13	MOORE GMC TRUCK, INC.	\$750.00	\$525.00
313912180	2010-09-10	MIKE'S BUICK PONTIAC GMC	\$750.00	\$750.00
123296824	2011-01-05	MANNIX CHEVROLET, INC.	\$750.00	\$400.00
313498594	2010-10-26	VIVA CHEVROLET	\$750.00	\$750.00
310983366	2007-07-02	LAMB'S CHEVROLET & IMPLEMENT	\$750.00	\$375.00
313072613	2009-04-17	SOUTHVIEW CHEVROLET	\$750.00	\$525.00
311233555	2008-08-21	VESTAL PONTIAC-BUICK, INC. DBA VESTAL RHINO LINING	\$750.00	\$750.00

311319677	2007-10-29	PONTIAC CADILLAC	\$750.00	\$750.00
313953085	2010-06-02	AUTO TOWN BUICK PONTIAC GMC INC	\$730.00	\$730.00
2488245		JAKE SWEENEY CHEVROLET INC	\$720.00	\$360.00
310311915	2007-01-10	HALL CHEVROLET INC	\$700.00	\$700.00
120039128	2007-05-11	BILL MURPHY BUICK, INC.	\$670.00	\$670.00
310818737	2009-05-27	WESELOH CHEVROLET HUMMER	\$645.00	\$645.00
314718321	2010-09-17	WHITMORE CHEVROLET OLDSMOBILE PONTIAC CO INC	\$630.00	\$378.00
14583470		TIP TOP CHEVROLET INC	\$600.00	\$600.00
313924300	2010-04-01	GREY CHEVROLET INC	\$600.00	\$600.00
310703582	2007-02-20	BUD DAVIS CADILLAC INC	\$600.00	\$0.00
309896363	2007-07-27	GREENWOOD,CHEVROLET,BUICK, PONTIAC, GMC	\$560.00	\$560.00
315797233		HINTON CHEV OLDS BUICK	\$540.00	\$540.00
310764493	2008-02-04	LES MACK CHEVROLET-BUICK, INC.	\$525.00	\$367.50
310868310	2008-06-26	DSU PETERBILT & GMC INC	\$510.00	\$510.00
313826497	2009-12-16	KENLY CHEVROLET INC.	\$500.00	\$500.00
311778609	2009-01-14	LARRY LASSEN CHEVROLET TOYOTA INC	\$500.00	\$500.00
301332359	2008-07-24	CRESTVIEW CADILLAC	\$485.00	\$0.00
312934235	2009-05-14	GREAT LAKES CHEVROLET BUICK	\$450.00	\$315.00
120263645	2007-05-16	PUENTE HILLS CHEVROLET	\$450.00	\$450.00
313929663	2010-02-08	LOFTON CHEVROLET INC	\$450.00	\$338.00
312034606	2011-07-20	MIDWAY CHEVROLET	\$450.00	\$225.00
311029060	2007-05-15	TURNER CHEVROLET	\$450.00	\$270.00
311594386	2008-02-22	WYATT CHEV-OLDS-BUICK-PONT. INC.	\$450.00	\$270.00
308875350		HARVEY CADILLAC	\$450.00	\$180.00
312301773	2009-04-06	D S U PETERBILT & GMC INC	\$420.00	\$420.00
314417239	2010-05-19	MINK PONTIAC BUICK	\$420.00	\$420.00
303998256	2011-01-05	ATKINS BROTHERS CHEVROLET COMPANY INC	\$400.00	\$400.00
312648124	2009-02-24	FRIENDLY CHEVROLET OF PUYALLUP	\$400.00	\$400.00
312703499	2009-09-03	COMPETITION CHEVROLET OLDSMOBILE INC	\$400.00	\$400.00
315791210	2011-09-07	HARRY'S ON THE HILL, LLC DBA HARRY'S CADILLAC	\$400.00	\$350.00
311990063	2009-06-24	RICHS CADILLAC TRUCK REPAIR SERVICE INC	\$400.00	\$180.00
312361959	2011-03-10	GROTH BROS. CHEVROLET	\$355.00	\$355.00
1549138		HENNA CHEVROLET INC	\$350.00	\$350.00
313896870	2010-02-17	HASELWOOD EXPO BUICK PONTIAC	\$350.00	\$350.00
312299340	2009-02-19	RON TONKIN CHEVROLET CO	\$325.00	\$325.00
312549868	2009-01-12	SUNSET CHEVROLET INC	\$320.00	\$320.00
123771636	2010-09-20	ROYAL MOORE BUICK PONTIAC GMC INC	\$300.00	\$300.00
311693261	2008-06-04	ROYAL MOORE BUICK PONTIAC GMC INC	\$300.00	\$300.00
314582701	2010-12-17	DEWEY GRIFFIN BUICK GMC SUBARU	\$300.00	\$300.00
315505859	2011-07-05	ASHEVILLE CHEVROLET, INC.	\$300.00	\$195.00
315433086	2011-04-12	HATCHER CHEVROLET BUICK PONTIAC GMC TRUCKS INC	\$300.00	\$300.00
312324668	2008-10-13	PARKWAY CHEVROLET INC	\$300.00	\$300.00
313693558	2011-02-07	AABAR'S CADILLAC & LINCOLN SALVAGE	\$300.00	\$210.00
316515196		MAITA CHEVROLET GEO	\$280.00	\$280.00
315556381	2011-06-17	CAPITAL CHEVROLET GMC	\$280.00	\$280.00
307184788	2008-12-19	DOWNEY PONTIAC GMC-BUICK	\$275.00	\$275.00
310814124	2008-12-12	JACK HARRISON BUICK, PONTIAC, GMC	\$275.00	\$100.00
314699869	2011-03-29	ROY ROBINSON CHEVROLET	\$270.00	\$270.00
316554013		TITUS WILL CHEVROLET SALES	\$250.00	\$250.00
312408339	2009-06-10	MURDOCK CHEVROLET BUICK	\$250.00	\$250.00
2872117		MERIT CHEVROLET	\$240.00	\$180.00
313576902	2009-11-04	JERRY SMITH CHEV/BUICK	\$240.00	\$240.00
310864061	2007-04-05	VAN MATRE BUICK	\$225.00	\$135.00
120243415	2011-01-05	ANAHEIM CHEVROLET	\$220.00	\$220.00

316413061	2012-04-12	NORTHERN NECK CHEVROLET	\$210.00	\$210.00
310685995	2007-07-24	RON TONKIN CHEVROLET CO	\$210.00	\$210.00
312350242	2009-02-25	GILL MOTORS, INC. DBA GILROY CHEVROLET CADILLAC	\$205.00	\$0.00
312964943		LANE CHEVROLET BUICK PONTIAC GMC LLC	\$200.00	\$200.00
313892317	2010-02-05	BAYDO CHEVROLET	\$200.00	\$200.00
14964266		BENDER OLDSMOBILE CADILLAC INC	\$200.00	\$200.00
312267743	2010-01-27	DAVE HAMILTON CHEVROLET OLDSMOBILE INC	\$165.00	\$0.00
218466498		GUY DAVIS CHEVROLET OLDSMOBILE	\$150.00	\$150.00
316307685	2012-04-27	JACK EVANS CHEVROLET INC	\$105.00	\$105.00
311320527	2007-10-04	REYNOLDS PONTIAC-CADILLAC GMC TRUCK-BUICK-SUBARU	\$100.00	\$100.00
313654527	2009-10-26	COUNTRYSIDE CHEVROLET	\$100.00	\$100.00
314789793	2011-12-14	COTTAGE GROVE CHEVROLET INC	\$100.00	\$100.00
315580282	2012-01-23	OK CHEVROLET INC	\$100.00	\$100.00
313399081	2009-09-24	HINTON CHEV BUICK	\$100.00	\$100.00
108275769	2010-09-23	MCMULLIN CHEVROLET PONTIAC OLDSMOBILE INC	\$75.00	\$75.00
14289425		PACK CHEVROLET CO INC	\$25.00	\$25.00
Total	228 violations		\$728,236.75	\$403,744.33

Wage and Hour Division (WHD) Compliance Action Data

Attributed to Parent

case_id	trade_nm	legal_name	bw_atp_amt	ee_atp_cnt	findings_start_date	findings_end_date
1472338	GMC Trucking and Excavation, Inc.	GMC Trucking and Excavation, Inc.	\$13,379.37	8	8/1/2005	8/1/2007
1617722	General Motors	General Motors Corporation	\$11,656.26	1	3/29/2011	6/13/2011
1602347	General Motors LLC Lansing Delta Township A	General Motors LLC	\$6,246.84	1	6/24/2010	3/26/2011
1678233	General Motors, LLC	General Motors, LLC	\$1,125.04	1	11/15/2011	11/15/2012
1529698	GM Metal Fabricating Division Marion Plant	General Motors Corporation	\$0.00	0	2/10/2007	2/7/2009
1599256	GM Fort Wayne Assembly Plant	GM Fort Wayne Assembly Plant	\$0.00	0	1/28/2009	1/27/2011
1635370	General Motors Corporation	General Motors Corporation	\$0.00	0	10/12/2011	11/13/2011
1660868	General Motors Corporation	General Motors Corporation	\$0.00	0	6/16/2012	6/23/2012
1470313	General Motors	General Motors, Inc.	\$0.00	0	5/23/2006	2/23/2007
1477872	General Motors	General Motors Corporation	\$0.00	0	10/1/2006	6/22/2007
1495290	General Motors Benefits Service Center	General Motors Benefits Service Center	\$0.00	0	6/1/2007	11/1/2007
1521283	General Motors Corporation	General Motors Corporation	\$0.00	0	1/1/2008	7/16/2008
1523762	General Motors Corporation	General Motors Corporation	\$0.00	0	8/11/2008	8/26/2008
1503464	General Motors	General Motors Corporation	\$0.00	0	1/9/2008	1/30/2008
1670609	General Motors Components Holdings, LLC	General Motors Components Holdings, LLC	\$0.00	0	10/25/2010	10/21/2012
1577753	General Motors	General Motors Coporationr	\$0.00	0	11/28/2009	3/27/2010
1574608	General Motors Corporation	General Motors Corporation	\$0.00	0	2/8/2010	4/9/2010
1576052	General Motors Corporation	General Motors Corporation	\$0.00	0	2/5/2010	4/7/2010
1576055	General Motors Corporation	General Motors Corporation	\$0.00	0	2/6/2010	4/10/2010
1576174	General Motors Corporation	General Motors Corporation	\$0.00	0	2/3/2010	4/13/2010
1636018	General Motors Corporation	General Motors Corporation	\$0.00	0	8/30/2011	9/23/2011
1644356	General Motors - Metal Fab Division	General Motors, LLC	\$0.00	0	12/1/2011	2/13/2012
1646424	General Motors Corporation	General Motors Corporation	\$0.00	0	1/23/2012	1/31/2012
1612783	General Motors	General Motors Corporation	\$0.00	0	1/22/2011	6/11/2011
1613858	General Motors LLC	General Motors LLC	\$0.00	0	3/26/2009	3/25/2011
1632042	General Motors	General Mortors Corporation	\$0.00	0	9/13/2011	9/30/2011
1638048	General Motors	General Motors, LLC.	\$0.00	0	10/14/2011	11/28/2011
1640418	General Motors Metal Center	General Motors, LLC	\$0.00	0	12/8/2011	2/7/2012
1628851	General Motors Wentzville Assembly	General Motors Corporation	\$0.00	0	4/1/2011	8/22/2011
Total	29 violations		\$32,407.51	11		

Attributed to Autodealer

case_id	trade_nm	legal_name	bw_atp_amt	ee_atp_cnt	findings_start_date	findings_end_date
---------	----------	------------	------------	------------	---------------------	-------------------

1635950	Viva Chevrolet	Midway Autos, LLC / Viva Auto	\$136,166.82	103	11/30/2009	11/30/2011
1607276	Piles Chevrolet, Olds, Pontiac, Buick, Inc.	Piles Chevrolet, Olds, Pontiac, Buick, Inc.	\$61,948.42	44	2/17/2009	2/16/2011
1496950	Pitre Buick Pontiac GMC	Pitre, Inc.	\$53,934.70	46	11/7/2005	11/5/2007
1574113	Don Davis Chevrolet Buik GMC	Don Davis Dealerships, Inc.	\$48,598.24	40	12/3/2008	11/30/2010
1491788	Quirk Chevrolet & Kia	Daniel J. Quirk, Inc	\$40,701.37	16	8/11/2005	8/9/2007
1539143	Classic Chevrolet	Classic Chevrolet, ltd	\$26,375.55	44	3/14/2007	3/14/2009
1629651	Jay Hatfield Chevrolet Buick	Jay Hatfield Chevrolet Buick, Inc.	\$24,661.45	38	4/14/2010	4/10/2012
1588602	Outer Banks Chevrolet-Buick	Cappo Management VII	\$22,612.74	22	7/20/2008	7/19/2010
1530050	Superior Pontiac-Buick-Cadillac-GMC	Superior Inc deba Superior Pontiac-Buick-Cadi	\$20,669.29	6	11/3/2006	10/31/2008
1561008	Berglund Chevrolet	Berglund Chevrolet Inc.	\$20,537.37	63	4/13/2008	4/3/2010
1610685	Sundance Chevrolet	Sundance Chevrolet, Inc.	\$19,533.15	17	3/11/2009	3/10/2011
1560442	Miller Chevrolet Cadillac	Performance Marketing, Inc.	\$18,266.83	22	6/11/2008	6/10/2010
1428910	Bill Heard Chevrolet-Collierville	Bill Heard Chevrolet, Inc - Collierville	\$17,971.62	56	7/27/2005	7/25/2007
1520613	Danny Holder Chevrolet	Danny Holder Chevrolet, Inc.	\$16,807.51	20	7/19/2006	7/16/2008
1471747	GR Chevrolet	GR Chevrolet, Inc.	\$14,263.98	3	3/23/2005	3/20/2007
1581135	Mission Chevrolet	Mission Chevrolet LTD	\$13,314.24	33	8/15/2008	8/15/2010
1545759	Howe Chevrolet Toyota	Howe Motors, Inc.	\$11,711.70	9	10/25/2007	10/15/2009
1626954	Doug Henry Pontiac, Buick & GMC, Inc	Doug Henry Pontiac, Buick & GMC, Inc	\$10,961.39	12	9/19/2009	9/18/2011
1480217	Hi-Way Chevrolet-Buick	Hi-Way BChevrolet, Buick LLC	\$10,724.07	1	5/14/2005	5/19/2007
1532949	Robert Levis Chevrolet & Cadillac	Robert Levis Chevrolet & Cadillac	\$10,088.31	35	2/25/2007	2/22/2009
1537906	Pineview Chevrolet	Pineview Chevrolet, Inc	\$10,045.72	4	4/13/2007	4/7/2009
1502524	Dimmitt Chevrolet, Inc.	Dimmitt Chevrolet, Inc.	\$9,881.17	6	5/2/2006	4/29/2008
1581348	Kachina Cadillac	Kachina cadillac oldsmobile, L.L.C.	\$9,158.18	2	8/15/2009	8/13/2011
1677618	Mike Smith Buick GMC	Mike Smith Buick GMC Inc.	\$8,723.78	14	1/2/2011	12/23/2012
1613057	Balise Chevrolet	Balise Motor Sales Company	\$8,670.82	47	8/26/2008	8/25/2010
1575647	Napleton Cadillac of Hammond	Napleton's River Oaks Cadillac, Inc.	\$7,772.22	4	2/4/2009	2/1/2011
1563310	Radley Chevrolet	Radley Imports Inc.	\$7,716.61	16	7/31/2008	7/15/2010
1613493	George Nahas Chevrolet	George Nahas Chevrolet	\$7,684.30	9	9/17/2010	4/6/2011
1670759	Brad Francis Chevrolet	Francis-Miller Automotive LLC	\$7,465.48	32	9/16/2010	9/15/2012
1521352	Clay Cooley Buick - Buick, Pontiac, GMS	Clay Cooley GMC, LP DBA	\$6,968.97	50	7/2/2006	7/2/2008
1585374	Sunrise Chevrolet	Sunrise BuickPontiac-GMC at Collierville, LLC	\$6,296.34	2	7/29/2008	7/20/2010
1550218	Lone Star Pontiac Buick	Lone Star Buick GMC II, LP	\$6,010.68	25	11/7/2007	11/6/2009
1469781	Joe Ball GMC Pontiac	Jim Ball Pontiac GMC/Commerical Trucks, L.P.	\$5,582.89	16	7/2/2005	2/24/2007
1651612	Laria Chevrolet Buick	Laria Chevrolet-Buick Inc.	\$5,105.71	5	5/14/2010	5/13/2012
1612533	Deery Brothers Chevrolet	Deery brothers Chevrolet, Inc	\$4,740.33	14	3/29/2009	3/29/2011
1546225	Dick Eazor Chevrolet Pontiac	Dick Eazor Chevrolet-Pontiac, Inc.	\$4,654.80	2	7/8/2007	7/8/2009
1672222	Upstate Chevrolet	EWM Inc.	\$4,049.05	2	10/23/2010	10/20/2012
1571828	Luck Chevrolet	Luck Motor Company, Inc.	\$3,868.89	5	10/12/2008	10/2/2010
1519086	Casey's Frontier Chevrolet	DuraShok, L. L. C.	\$3,788.86	4	7/23/2006	7/22/2008
1561676	Hendrick Chevrolet	Cary Auto Mall Limited Partnership	\$3,626.81	20	10/2/2007	10/1/2009
1472566	Heartland Chevrolet	Heartland Chevrolet, Inc.	\$3,604.13	3	4/20/2005	4/17/2007
1610192	Colt Chevrolet	Colt Chevrolet-Buick, Inc.	\$3,601.13	8	2/27/2009	2/24/2011
1618480	Dave White Chevrolet	Dave White Chevrolet, Inc.	\$3,448.74	7	5/23/2009	5/23/2011
1599316	Billy Lawrence Chevrolet	Billy Lawrence Chevrolet-Buick-Pontiac, Inc	\$3,401.68	1	4/15/2009	4/13/2011
1536298	Toyota of Cadillac	Toyota of Cadillac	\$3,263.59	8	1/1/2008	3/7/2009
1621820	Wash Tub-Cavender BUICK	Vizza Wash Limited Partnership	\$3,012.18	6	11/23/2008	11/20/2010
1465375	S.E.L. Sharpe Buick	S.E.L. Sharpe Buick LLC	\$3,003.48	2	1/15/2005	1/13/2007
1555231	Ed Corley Chevrolet	Corley's Automotive Group, LLC	\$2,686.05	13	11/17/2007	11/16/2009
1520007	Ryan Chevrolet	Ryan Chevrolet, Inc.	\$2,502.28	1	6/29/2006	6/25/2008
1664268	West Herr Chevrolet Orchard Park	West Herr Chevrolet, Inc.	\$2,290.70	12	8/21/2010	8/14/2012
1461657	Williams Chevrolet, Honda, Kia	Williams Employee Leasing	\$2,170.00	2	1/29/2005	1/26/2007
1569718	Boyd Chevrolet of Emporia	Boyd, Chevrolet, Buick, Pontiac, GMC, Cadilla	\$2,009.75	10	3/16/2008	3/15/2010
1664264	West Herr Chevrolet Hamburg	West Herr Chevrolet, Inc.	\$1,968.20	6	8/7/2010	8/1/2012
1468974	Herlong Chevrolet	Herlong Pontiac, Chevrolet, Buick, Inc.	\$1,788.96	2	11/20/2005	11/19/2007

1595777	Charlie Obaugh Pontiac-Buick-GMC	Obaugh Pontiac-Buick-GMC, Inc., Charlie	\$1,711.92	5	6/14/2009	6/12/2011
1541628	Serra Chevrolet	Serra Chevolet, Inc	\$1,699.06	3	6/23/2007	6/20/2009
1675293	Royal Chevrolet	Royal Chevrolet/Cortland, Inc.	\$1,634.14	1	12/16/2010	12/15/2012
1677657	Central Maine Motors Chevrolet Buick	Central Maine Motors, Inc.	\$1,559.24	1	12/14/2010	12/13/2012
1665779	Bradshaw Chevrolet Buick	Bradshaw Chevrolet Company, Inc.	\$1,551.91	2	10/2/2010	9/30/2012
1479583	George White Chevrolet-Pontiac	George White Chevrolet, Inc	\$1,468.36	1	6/10/2005	6/9/2007
1659286	East Aurora Buick GMC Cadillac	East Aurora Buick BMC Cadillac LLC	\$1,413.26	6	7/17/2010	7/14/2012
1535102	Phelps Chevrolet Auto Sales	Phelps Chevrolet, Inc.	\$1,402.23	1	1/31/2007	1/30/2009
1620131	Hatcher Chevrolet Buick GMC, Inc.	Hatcher Chevrolet Buick GMC ,Inc	\$1,275.63	4	8/30/2009	8/29/2011
1643554	Gulf Coast Chevrolet Buick GMC	Gulf Coast Auto Park, LLC	\$1,231.67	1	10/24/2011	11/12/2011
1525530	Murdock Chevrolet, Buick	Murdock Chevrolet, Buick, LLC	\$1,125.00	1	9/17/2008	10/16/2008
1529760	Norman Frede Chevrolet	Norman Frede Chevrolet Company	\$1,091.80	4	10/1/2008	10/15/2008
1575983	Terry Petty Chevrolet Buick	Terry Petty Chevrolet Buick, Inc.	\$1,021.48	6	7/24/2008	7/23/2010
1522781	Freeway Cadillac Mazda	PHD Motors, Inc.	\$1,002.08	4	9/20/2006	9/19/2008
1551578	Sims Buick-GMC-Nissan	Sims Buick-GMC Truck, Inc.	\$778.62	1	7/16/2008	7/1/2009
1621245	Hamilton Chevrolet	Hamilton Automotive, Inc	\$770.10	1	7/24/2009	1/21/2011
1583461	Martin Cadillac	Martin Cadillac LLC	\$667.00	1	6/7/2009	6/5/2010
1483009	Spacc (Larry) Pontiac - GMC Truck, Inc.	Larry Spacc Pontiac - GMC Truck, Inc.	\$620.33	6	8/5/2005	8/3/2007
1460437	Franklin Pontiac-Buick-GMC	Franklin Pontiac Bucik GMC, Inc.	\$536.98	3	12/13/2005	12/4/2007
1551456	Jack Winegardner Chevrolet	Jack Winegardner Chevrolet	\$496.00	1	2/28/2009	5/29/2009
1558300	Maher Chevrolet	Maher Chevrolet, Inc.	\$491.25	1	1/22/2008	1/19/2010
1464479	Cecil Clark Chevrolet	Cecil Clark Chevrolet, Inc.	\$378.53	1	1/28/2005	1/25/2007
1583144	Edwards Cadillac & Buick	Edwards Motors, Inc.	\$331.89	1	7/28/2008	6/17/2009
1578015	Bravo Cadillac	Bravo Southwest LP, LLP	\$313.86	3	7/20/2008	7/17/2010
1663344	Den Kelly Chevrolet	Den Kelly Chevrolet Buick GMC Inc.	\$108.60	1	9/2/2010	8/29/2012
1475895	Shottenkirk Chevrolet-Pontiac	Shottenkirk Waukee, Inc	\$40.93	1	4/29/2005	4/28/2007
1470711	Union Pontiac/GMC	Union pontiac GMC, Inc.	\$0.00	0	3/26/2005	3/17/2007
1455690	Royal Oaks Chevrolet Cadillac	Royal Oaks Chevrolet Cadillac, Inc.	\$0.00	0	1/31/2005	1/31/2007
1485064	Davidson's Chevrolet, Inc.	Davidson Chevrolet, Inc.	\$0.00	0	7/13/2005	7/6/2007
1574840	Anthony Chevrolet	Anthony Chevrolet Coompany, INC.	\$0.00	0	4/14/2008	4/12/2010
1629565	Findley Cadillac-Saab	Pit Findlay oldsmobile	\$0.00	0	3/21/2010	3/20/2012
1655961	Vermilion Chevy, Cadillac, Buick & GMC	Vermilion Auto Corporation	\$0.00	0	6/22/2010	6/21/2012
1485322	Orange Buick Pontiac GMC	Lally Orange Buick Pontiac GMC, Inc.	\$0.00	0	8/21/2005	8/18/2007
1488052	Behlmann Pontiac GMC	Ken Behlmann Automotive Services	\$0.00	0	12/1/2006	8/31/2007
1676891	Varney Buick GMC	Varney, Inc.	\$0.00	0	12/11/2010	12/10/2012
1593487	Don Davis Buick Pontiac GMC Truck	Don Davis Dealerships, Inc.	\$0.00	0	12/3/2008	11/30/2010
1467293	Jerry Remus Chevrolet Oldsmobile	Jerry Remus Chevrolet Inc.	\$0.00	0	1/31/2005	1/15/2007
1477544	Clemons Chevrolet, Pontiac & Cadillac	Clemons, Inc.	\$0.00	0	4/28/2005	4/27/2007
1480220	Punt Chevrolet-Pontiac Inc	Punt Chevrolet, Pontiac, Cadilac, Inc.	\$0.00	0	5/14/2005	5/12/2007
1496970	Smart Chevrolet	Smart Chevrolet Company, Inc.	\$0.00	0	11/1/2005	10/30/2007
1500063	Ellis Chevrolet/Buick/Pontiac	Ellis Chevrolet/Buick/Pontiac Inc.	\$0.00	0	12/29/2005	12/29/2007
1522513	Dell Rapids Chevrolet Pontiac	Dell Rapids Chevrolet Pontiac	\$0.00	0	1/2/2006	1/1/2008
1671930	Santa Paula Chevrolet	Santa Paula Chevrolet Inc.	\$0.00	0	11/1/2010	10/31/2012
1583804	Daniels Chevrolet	Daniels Motors, Inc.	\$0.00	0	12/15/2009	6/9/2010
1548493	Bob Bell Chevrolet/Nissan		\$0.00	0	10/4/2010	10/4/2010
1578858	Uptown Chevrolet & Cadillac	Uptown Chevrolet & Cadillac	\$0.00	0	7/1/2009	1/28/2011
1537785	Herb Kinman Chevrolet	Herb Kinman Chevrolet, Inc.	\$0.00	0	3/26/2007	3/24/2009
1633346	Gordon Chevrolet	Gordon Stewart Chevrolet, Inc.	\$0.00	0	1/26/2011	10/16/2011
1515756	Midway Chevrolet	Midway Chevrolet Company	\$0.00	0	1/25/2008	5/23/2008
1576290	Chevrolet Saab	86th Street Chevrolet, Inc	\$0.00	0	12/13/2008	12/13/2010
1471117	Cox Chevrolet & Buick	B & J Motors, Inc.	\$0.00	0	3/7/2005	3/7/2007
1500552	Plaza Cadillac	Joseph H. Nolette, Inc.	\$0.00	0	12/26/2005	12/23/2007
1552368	Rick Hendrick Cadillac Saab & Hummer	MacKenan II Automotive Company (Gen Ptnrsp)	\$0.00	0	10/18/2007	10/17/2009
1631993	Rickenbaugh Cadillac	Rickenbaugh Cadillac Company Rickenbaugh Volv	\$0.00	0	1/10/2011	2/9/2012

1532038	Davenport Honda Pontiac & Buick	Davenport Motor Co. of Rocky Mount, NC	\$0.00	0	12/13/2006	12/12/2008
Total	109 violations		\$795,133.10	1051		

The Home Depot, Inc.
(THD At-Home Services, Inc.)

The Home Depot, Inc.

Legal Name of Company Identified in WHD Data: THD At-Home Services, Inc.

Company Headquarters: Atlanta, GA

Industry: Retail

Company Overview: The Home Depot is the world's largest home improvement specialty retailer, with more than 2,200 retail stores in the United States, Canada, and Mexico. The company had 2012 revenue of \$74.75 billion.

Total Federal Contract Dollars 2012: \$993,008

Main Contracting Agencies: Department of Defense and Department of Justice

Primary Nature of Federal Contracts: Provides miscellaneous commercial furnishings and appliances.

THD At-Home Services, Inc.

An investigation by the U.S. Department of Labor's Wage and Hour Division resulted in the payment of \$920,225 in back wages owed to 133 employees of The Home Depot At-Home Services Division. The investigation found that project managers were not paid half-time on salary or bonus payments for their overtime hours worked in violation of the FSLA. The company also failed to maintain complete time records for all Project Managers during the entire investigative period since Project Managers had been classified as exempt.



Search

Prime Award Advanced Search Sub-award Advanced Search

NOTE: You must click [here](#) for very important D&B information.

Prime Award Spending Data

[View Sub-award Data](#)

FY 2012

Filters: FY 2012 Contractor: [The Home Depot Inc](#)

By Agency By Prime Awardee By Location

View:

Jump to: [All Spending Data](#) | [Contracts Data Only](#) | [Assistance Data Only](#)

Total Dollars: \$993,088	Number of Transactions: 174	Total Sub-Award Dollars: \$0	Number of Sub-Award Reports: 0
------------------------------------	---------------------------------------	----------------------------------------	------------------------------------------

All Spending Data

THE HOME DEPOT INC

Top 5 Prime Award Recipient Locations (States)

1. Georgia	\$993,088	<div style="width: 100%;"></div>
2. Pennsylvania	\$0	<div style="width: 0%;"></div>

Top 5 Prime Award Major Agencies

1. Department of Defense	\$603,020	<div style="width: 60%;"></div>
2. Department of Justice	\$101,673	<div style="width: 10%;"></div>
3. Department of Homeland Security	\$55,784	<div style="width: 5%;"></div>
4. Department of State	\$51,447	<div style="width: 5%;"></div>
5. Department of Health and Human Services	\$50,787	<div style="width: 5%;"></div>

Top 5 Prime Award Sub Agencies

1. Department of the Army	\$474,830	<div style="width: 47%;"></div>
2. Federal Prison System	\$76,065	<div style="width: 7%;"></div>
3. Department of the Navy	\$69,509	<div style="width: 6%;"></div>
4. National Park Service	\$52,359	<div style="width: 5%;"></div>
5. Department of State	\$51,447	<div style="width: 5%;"></div>

Top 10 Prime Awards in FY2012

1. Contract: Department of Defense 0007 Mineral Construction Materials, Bulk	\$67,758	<div style="width: 6%;"></div>
2. Contract: Department of Defense W912DY12F0333 Miscellaneous Household and Commercial Furnishings and Appliances	\$65,505	<div style="width: 6%;"></div>
3. Contract: Department of Defense Building Components, Prefabricated	\$60,557	<div style="width: 6%;"></div>
4. Contract: Department of Health and Human Services HHSI245201201374G Building Components, Prefabricated	\$51,957	<div style="width: 5%;"></div>
5. Contract: Department of Defense Mineral Construction Materials, Bulk	\$32,096	<div style="width: 3%;"></div>
6. Contract: Department of State SEG30012F0049 Miscellaneous Furniture and Fixtures	\$23,110	<div style="width: 2%;"></div>
7. Contract: Department of Defense M6786112F0012 Plywood and Veneer	\$22,957	<div style="width: 2%;"></div>
8. Contract: Department of Justice DJFZ2FSD017A Office Supplies	\$22,267	<div style="width: 2%;"></div>
9. Contract: Department of Interior INP12PD11785 Fencing, Fences, Gates and Components	\$20,746	<div style="width: 2%;"></div>
10. Contract: Department of Defense FA860112P0471 Miscellaneous Household and Commercial Furnishings and Appliances	\$20,160	<div style="width: 2%;"></div>

Contracts Data Only

Top 5 Prime Award Type of Contracts Used

1. Firm Fixed Price	\$993,090	<div style="width: 99%;"></div>
2. Fixed Price with Economic Price Adjustment	\$0	<div style="width: 0%;"></div>
3. Not Reported	\$-2	<div style="width: 0%;"></div>

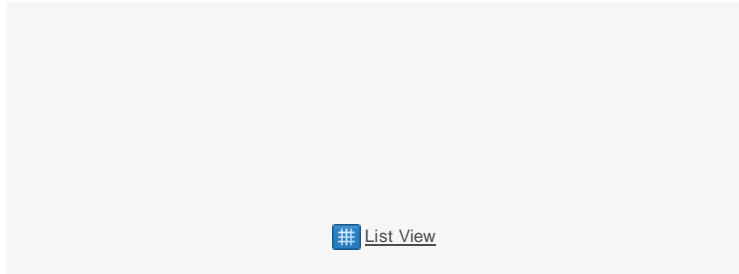
Top 5 Prime Award Contractors

1. The Home Depot Inc	\$993,088	<div style="width: 99%;"></div>
2. Home Depot, INC., the	\$0	<div style="width: 0%;"></div>

Top 5 Prime Award Products or Services Sold i

1.	Miscellaneous Household and Commercial Furnishings and Appliances	\$126,229	
2.	Building Components, Prefabricated	\$120,979	
3.	Mineral Construction Materials, Bulk	\$99,853	
4.	Rivets	\$89,871	
5.	Lumber and Related Basic Wood Materials	\$80,993	

Competition



* Click on the pie chart slice or the corresponding legend text for Competed/Not Competed Dollars to drill down more into "Dollars by Competition Type"

Prime Awards Timeline

- Contracts
- Grants
- Direct Payments
- Insurance
- Loans and Guarantees
- Others

List View

All prime award data as reported by agencies. The assistance prime award data includes agency submissions as of 11/21/2013 and the contracts prime award data includes procurement data downloaded from FPDS as of 11/22/2013. Please note that availability of DOD contracts prime award data is delayed by 90 days to protect operations tempo. All Sub-award data is based on prime award submissions from FSRS, for sub-contracts as of 11/21/2013 and for sub-grants as of 11/21/2013. For more information about the data, data sources, and data timeliness, please see [Learn](#).

The quality procurement data is maintained by the federal agencies by annual verification and validation of their data in FPDS. For more information on how the quality is maintained and what the government is doing in ensuring the quality please see [PDF](#).

[About](#) | [Opportunities](#) | [FAQs](#) | [Feedback](#) | [Accessibility](#) | [Privacy Policy](#) | [Disclaimer](#)



**All Parent and Subsidiary Violations 2007-2012 contained in
Department of Labor enforcement data for Wage and Hour
Division and Occupational Safety and Health
Administration**

Occupational Safety and Health Administration (OSHA) Enforcement Data

InspectionID	CaseClosedDate	EstablishmentName	SumOfInitialPenalties	SumOfCurrentPenalties
314301565	2012-07-24	THE HOME DEPOT #6547	\$70,500.00	\$52,500.00
335242988		THE HOME DEPOT	\$69,300.00	\$69,300.00
315180893	2011-08-19	THE HOME DEPOT	\$55,000.00	\$20,000.00
332821131		HOME DEPOT #1223	\$51,480.00	\$51,480.00
314387085	2011-11-14	HOME DEPOT INC.	\$47,700.00	\$46,000.00
314913757	2011-07-06	HOME DEPOT USA INC.	\$41,500.00	\$21,000.00
334781184		HOME DEPOT	\$36,520.00	\$36,520.00
311813513	2012-06-12	THE HOME DEPOT #1602	\$36,450.00	\$22,905.00
315977934	2012-02-17	HOME DEPOT USA INC., STORE# 0946	\$33,550.00	\$20,130.00
316206721		THE HOME DEPOT ATLANTA SSC DBA THE HOME DEPOT#8987	\$30,500.00	\$30,500.00
313000457		HOME DEPOT U.S.A., INC.	\$30,000.00	\$24,000.00
311283873		HOME DEPOT U.S.A., INC.	\$28,500.00	\$11,500.00
315017525	2011-02-16	HOME DEPOT USA INC., DBA HOME DEPOT #1540	\$28,000.00	\$10,000.00
120280516	2010-03-16	THE HOME DEPOT	\$27,770.00	\$19,910.00
307454215	2010-03-23	HOME DEPOT DISTRIBUTION CENTER #5645	\$24,935.00	\$3,120.00
315551069	2012-05-04	HOME DEPOT USA INC	\$23,540.00	\$19,800.00
125757815	2007-05-10	HOME DEPOT	\$23,430.00	\$18,375.00
312922818	2011-01-04	HOME DEPOT #0585	\$22,750.00	\$10,000.00
311550032	2008-04-30	HOME DEPOT STORE #6209	\$21,500.00	\$20,500.00
311137350	2010-01-20	HOME DEPOT USA INC.	\$21,500.00	\$12,500.00
309501609	2008-08-20	HOME DEPOT	\$20,250.00	\$6,750.00
311593586	2010-08-04	THE HOME DEPOT	\$20,000.00	\$17,000.00
120227038	2010-09-13	HOME DEPOT	\$18,840.00	\$1,050.00
332808823	2012-07-27	THE HOME DEPOT, INC. #1508	\$18,700.00	\$9,200.00
126150820	2008-12-17	HOME DEPOT	\$18,280.00	\$5,340.00
307336578		HOME DEPOT DISTRIBUTION CENTER #5695	\$18,150.00	\$150.00
312759426	2010-12-25	THE HOME DEPOT (#1069)	\$18,000.00	\$2,600.00
314329723	2012-07-23	HOME DEPOT USA INC DBA THE HOME DEPOT	\$18,000.00	\$9,000.00
312663602		HOME DEPOT	\$18,000.00	\$1,260.00
312859564	2010-03-24	HOME DEPOT INC. #908	\$17,000.00	\$17,000.00
313074056	2010-03-23	HOME DEPOT USA INC	\$16,500.00	\$9,975.00
314814666	2010-11-05	HOME DEPOT, INC. #1974	\$15,000.00	\$10,500.00
313717373	2010-06-21	THE HOME DEPOT	\$14,025.00	\$9,095.00
126008622	2010-09-13	THE HOME DEPOT INC	\$14,000.00	\$750.00
312358708	2012-01-12	HOME DEPOT # 0627	\$13,500.00	\$600.00
315907675	2012-03-15	HOME DEPOT U.S.A., INC.	\$13,200.00	\$5,000.00
314226838	2011-01-14	THE HOME DEPOT AT-HOME SERVICES INC.	\$12,600.00	\$0.00
312137607	2009-03-17	THE HOME DEPOT, INC. #1508	\$12,500.00	\$10,500.00
310595731	2008-06-05	HOME DEPOT, INC.	\$11,275.00	\$6,275.00
311384200	2009-03-11	HOME DEPOT INSTALLED SALES THE	\$11,000.00	\$8,300.00
311287924	2010-02-02	HOME DEPOT STORE #1248	\$10,000.00	\$5,000.00
311281331	2010-11-15	HOME DEPOT INC. STORE # 1251	\$10,000.00	\$10,000.00
309489714	2008-08-27	HOME DEPOT STORE #6209	\$10,000.00	\$6,600.00
308277565	2007-06-11	HOME DEPOT	\$9,950.00	\$6,725.00
310380597	2007-06-11	HOME DEPOT U.S.A., INC.	\$9,500.00	\$5,850.00
310317946	2007-12-26	HOME DEPOT PUERTO RICO INC	\$9,450.00	\$4,320.00
313716896	2010-04-09	THE HOME DEPOT #1511	\$9,375.00	\$4,675.00
310352174	2007-05-22	THE HOME DEPOT, INC.	\$9,000.00	\$4,500.00
316360460	2012-05-18	HOME DEPOT U.S.A. STORE #3644	\$8,450.00	\$3,382.00
311132633	2008-01-24	HOME DEPOT USA INC	\$8,400.00	\$5,040.00
311921050	2010-03-01	HOME DEPOT USA, INC. STORE #944	\$7,650.00	\$5,000.00

312438807	2008-10-22	THE HOME DEPOT USA INC	\$7,650.00	\$3,825.00
310470372	2008-03-21	HOME DEPOT HOME SERVICES BATH REMODELING	\$7,650.00	\$5,279.00
311287916	2010-08-14	HOME DEPOT STORE #1248	\$7,500.00	\$7,000.00
311283253	2009-01-30	HOME DEPOT USA INC.	\$7,500.00	\$5,000.00
312530223	2010-01-05	HOME DEPOT USA, INC.	\$7,500.00	\$7,500.00
313803959	2011-02-04	THE HOME DEPOT, INCORPORATED	\$7,480.00	\$7,480.00
313555989	2010-01-06	THE HOME DEPOT USA, INC.	\$7,200.00	\$7,200.00
314204108	2011-04-14	THE HOME DEPOT DISTRIBUTION CENTER #5047	\$7,000.00	\$3,000.00
314266438	2011-04-13	HOME DEPOT USA INC.	\$7,000.00	\$4,200.00
312561251	2011-12-07	THE HOME DEPOT USA, INC.	\$6,750.00	\$4,500.00
316514272		THE HOME DEPOT	\$6,300.00	\$6,300.00
311072383	2011-02-02	HOME DEPOT U.S.A., INC. STORE #1044	\$6,200.00	\$650.00
315234625	2011-11-15	HOME DEPOT U.S.A., INC.	\$6,162.00	\$2,641.00
125878827	2009-03-26	HOME DEPOT	\$6,090.00	\$560.00
315156414	2011-05-13	THE HOME DEPOT, INC.	\$6,000.00	\$4,000.00
312188915	2008-12-16	HOME DEPOT U.S.A., INC.	\$6,000.00	\$6,000.00
313795361	2009-12-09	HOME DEPOT	\$6,000.00	\$3,000.00
314021775	2010-02-23	HOME DEPOT	\$6,000.00	\$3,000.00
310602156		THE HOME DEPOT	\$5,750.00	\$5,750.00
314140047	2011-06-06	HOME DEPOT USA INC	\$5,737.00	\$1,806.00
316559210	2012-11-19	THE HOME DEPOT USA INC	\$5,600.00	\$5,600.00
113739437	2012-08-13	HOME DEPOT USA, INCORPORATED	\$5,500.00	\$5,500.00
313408775		HOME DEPOT - STORE #3023	\$5,500.00	\$2,500.00
300793924	2008-04-17	HOME DEPOT	\$5,435.00	\$2,885.00
314703208	2010-09-10	HOME DEPOT U.S.A. INC. (2602)	\$5,250.00	\$5,250.00
307034975	2010-02-25	HOME DEPOT	\$5,185.00	\$1,185.00
312671423	2009-07-09	THE HOME DEPOT U S A, INC.	\$5,100.00	\$3,060.00
120136791	2010-09-13	HOME DEPOT	\$5,035.00	\$4,210.00
310199773	2008-07-10	HOME DEPOT #1064	\$5,000.00	\$0.00
307340018		HOME DEPOT STORE #625	\$5,000.00	\$5,000.00
311310866	2008-01-22	HOME DEPOT USA INC. #6578	\$5,000.00	\$0.00
310623822	2009-02-10	HOME DEPOT, INC.	\$5,000.00	\$4,000.00
314001397	2010-06-16	THE HOME DEPOT	\$5,000.00	\$5,000.00
310827225	2008-12-04	HOME DEPOT	\$5,000.00	\$5,000.00
313952079	2010-03-30	HOME DEPOT USA INC	\$5,000.00	\$2,500.00
310098843	2011-04-21	HOME DEPOT U.S.A., INC. DBA THE HOME DEPOT	\$5,000.00	\$5,000.00
311655252	2010-01-23	HOME DEPOT	\$5,000.00	\$5,000.00
314139981	2011-06-06	THE HOME DEPOT USA INC	\$4,887.00	\$1,168.50
312139025	2009-04-10	HOME DEPOT	\$4,875.00	\$4,310.00
312905771	2010-02-17	THE HOME DEPOT USA INC	\$4,800.00	\$2,400.00
313969644	2010-03-12	HOME DEPOT, THE #3315	\$4,750.00	\$3,375.00
315061952	2012-08-13	HOME DEPOT U.S.A., INC.	\$4,687.00	\$1,218.00
315061804	2011-05-10	HOME DEPOT USA, INC.	\$4,675.00	\$2,525.00
311565733	2008-02-06	THE HOME DEPOT, INC.	\$4,675.00	\$4,675.00
314674235	2011-11-29	THE HOME DEPOT #0983	\$4,500.00	\$4,500.00
314196601	2011-11-21	THE HOME DEPOT #4421	\$4,500.00	\$0.00
310678651	2009-05-08	HOME DEPOT	\$4,500.00	\$4,500.00
311076822	2008-08-26	HOME DEPOT U.S.A., INC.	\$4,467.00	\$0.00
315236406	2011-07-25	HOME DEPOT USA INC. STORE #8475	\$4,400.00	\$4,400.00
315595983	2011-08-07	HOME DEPOT DIRECT D.C. 3936	\$4,250.00	\$2,125.00
111810651	2008-06-27	HOME DEPOT #625	\$4,010.00	\$1,530.00
313794570	2011-05-26	HOME DEPOT USA, INCORPORATED	\$4,000.00	\$4,000.00
310673322	2008-02-08	HOME DEPOT USA, INCORPORATED	\$4,000.00	\$4,000.00

310596168	2008-05-06	HOME DEPOT USA INC. STORE # 1516	\$3,825.00	\$2,500.00
311972616	2008-08-08	HOME DEPOT USA INC.	\$3,825.00	\$1,487.50
304942188	2011-01-05	THE HOME DEPOT	\$3,825.00	\$3,825.00
312535495	2009-01-14	HOME DEPOT STORE #3502	\$3,825.00	\$3,825.00
313223190	2009-06-17	THE HOME DEPOT #3304	\$3,750.00	\$1,125.00
310593058	2008-05-19	HOME DEPOT USA INC.	\$3,700.00	\$3,700.00
125519330	2007-01-04	HOME DEPOT	\$3,655.00	\$560.00
308591973	2007-03-20	HOME DEPOT	\$3,500.00	\$3,500.00
313825549	2010-04-16	HOME DEPOT U.S.A., INC.	\$3,500.00	\$2,450.00
314019084		HOME DEPOT USA INC	\$3,400.00	\$1,700.00
311831267	2008-04-30	HOME DEPOT USA INC	\$3,400.00	\$1,700.00
313443830	2009-11-05	HOME DEPOT, THE	\$3,250.00	\$1,625.00
309915825	2010-06-30	HOME DEPOT	\$3,200.00	\$900.00
316611987		THE HOME DEPOT USA INC	\$3,150.00	\$3,150.00
316737188	2012-11-26	THE HOME DEPOT STORE 2833	\$3,150.00	\$2,205.00
313518300	2012-08-13	THE HOME DEPOT USA INC	\$3,150.00	\$0.00
308403203		HOME DEPOT	\$3,125.00	\$2,000.00
314145756	2010-06-09	HOME DEPOT USA, INC. DBA THE HOME DEPOT	\$3,080.00	\$3,080.00
330976390	2011-10-21	HOME DEPOT, INC.	\$3,025.00	\$1,720.00
335189189		THE HOME DEPOT	\$3,000.00	\$1,500.00
315431742	2011-06-07	HOME DEPOT U.S.A. INC.	\$3,000.00	\$2,500.00
313408072	2010-03-15	HOME DEPOT STORE #3027	\$3,000.00	\$1,500.00
314023748	2010-08-04	THE HOME DEPOT, INC.	\$3,000.00	\$3,000.00
310147566	2008-08-06	HOME DEPOT 1281	\$3,000.00	\$3,000.00
312037716	2010-08-20	HOME DEPOT USA INC	\$3,000.00	\$3,000.00
315353680	2011-12-02	HOME DEPOT USA INC.	\$3,000.00	\$1,500.00
315318089	2012-08-10	HOME DEPOT USA, INC, STORE #0627	\$2,990.00	\$1,574.00
316801430		HOME DEPOT USA INC	\$2,800.00	\$2,800.00
301137410	2008-07-16	THE HOME DEPOT	\$2,765.00	\$1,200.00
120208392	2008-09-22	THE HOME DEPOT	\$2,755.00	\$700.00
311154561	2008-10-23	HOME DEPOT	\$2,750.00	\$250.00
310059027	2008-06-18	HOME DEPOT #627	\$2,685.00	\$1,050.00
312239114	2008-09-29	THE HOME DEPOT	\$2,625.00	\$0.00
310523444	2008-05-01	HOME DEPOT USA	\$2,625.00	\$750.00
312187370	2008-09-18	HOME DEPOT	\$2,550.00	\$1,785.00
310160957	2008-07-01	HOME DEPOT	\$2,500.00	\$1,000.00
311588339	2009-06-05	HOME DEPOT USA INC.	\$2,500.00	\$0.00
311759047	2008-12-18	HOME DEPOT	\$2,500.00	\$1,250.00
312734668	2009-02-09	HOME DEPOT	\$2,450.00	\$2,450.00
315579904	2012-11-19	THE HOME DEPOT	\$2,400.00	\$2,400.00
315970624	2012-01-10	THE HOME DEPOT STORE #4627	\$2,380.00	\$1,666.00
312588973	2010-10-15	HOME DEPOT PUERTO RICO INC	\$2,375.00	\$0.00
310676978	2009-02-04	HOME DEPOT	\$2,250.00	\$2,250.00
310498597	2007-07-13	HOME DEPOT U.S.A., INC., STORE#3655	\$2,225.00	\$1,225.00
307755629	2007-11-09	HOME DEPOT STORE #2734	\$2,100.00	\$1,260.00
311132161	2007-12-18	HOME DEPOT USA INC.	\$2,025.00	\$1,215.00
313013021	2010-02-08	HOME DEPOT USA, INC.	\$2,000.00	\$1,000.00
334351988	2012-07-19	HOME DEPOT USA, INC.	\$1,912.50	\$1,338.75
314023672	2010-07-07	HOME DEPOT	\$1,875.00	\$937.50
313883803	2010-02-26	HOME DEPOT	\$1,875.00	\$1,875.00
314344805	2010-06-22	HOME DEPOT USA INC. #6174	\$1,875.00	\$1,875.00
312368012	2009-04-06	HOME DEPOT USA INC #8996	\$1,875.00	\$1,500.00
310055108	2009-01-27	HOME DEPOT #627	\$1,870.00	\$1,870.00

315878017	2012-06-29	HOME DEPOT INC	\$1,750.00	\$875.00
311977995	2009-07-01	THE HOME DEPOT	\$1,700.00	\$1,700.00
311977664	2009-05-15	HOME DEPOT #1223	\$1,700.00	\$1,700.00
312217888	2008-11-18	HOME DEPOT USA INC	\$1,700.00	\$850.00
310524053	2008-02-01	HOME DEPOT #1250	\$1,700.00	\$500.00
301788220	2011-01-05	THE HOME DEPOT, INC.	\$1,651.00	\$1,075.00
309747558	2008-05-13	HOME DEPOT, USA, INC.	\$1,651.00	\$1,651.00
312958820	2009-05-04	THE HOME DEPOT #3312	\$1,625.00	\$975.00
307637371	2007-12-18	HOME DEPOT USA INC.	\$1,600.00	\$960.00
309906345	2008-11-05	HOME DEPOT	\$1,580.00	\$560.00
313427957	2011-01-07	HOME DEPOT, INC.	\$1,500.00	\$1,000.00
314993304	2012-09-05	THE HOME DEPOT	\$1,500.00	\$750.00
313517757	2009-09-22	THE HOME DEPOT	\$1,500.00	\$900.00
312038144	2010-04-27	HOME DEPOT #2721	\$1,500.00	\$1,500.00
311374243	2008-07-15	THE HOME DEPOT	\$1,500.00	\$750.00
309782670	2007-07-05	HOME DEPOT #4711	\$1,330.00	\$980.00
313163941	2011-02-17	HOME DEPOT	\$1,310.00	\$1,310.00
311283212	2008-08-14	HOME DEPOT USA INC. #1212	\$1,275.00	\$637.50
310195151	2007-04-23	THE HOME DEPOT	\$1,200.00	\$1,200.00
311281398	2008-03-07	HOME DEPOT INC. STORE # 1251	\$1,200.00	\$200.00
309174514	2007-01-04	HOME DEPOT	\$1,200.00	\$800.00
313895294	2010-02-03	HOME DEPOT USA INC.#4701	\$1,200.00	\$1,200.00
310315163	2007-05-08	THE HOME DEPOT #4607	\$1,125.00	\$0.00
308541341	2007-07-10	HOME DEPOT INCORPORATED	\$1,125.00	\$1,125.00
314825456		HOME DEPOT USA INC. HOME DEPOT 0612	\$1,125.00	\$0.00
310817424	2009-02-25	THE HOME DEPOT STORE 0673	\$1,120.00	\$1,120.00
315112185	2011-02-01	HOME DEPOT USA INC	\$1,050.00	\$735.00
313642647		HOME DEPOT	\$1,050.00	\$225.00
314886466	2011-01-25	HOME DEPOT #3318, THE	\$1,000.00	\$1,000.00
311240741	2007-09-21	HOME DEPOT #456	\$1,000.00	\$0.00
311852123	2009-09-11	HOME DEPOT U.S.A., INC.	\$1,000.00	\$1,000.00
310151030	2008-02-26	HOME DEPOT USA INC.	\$1,000.00	\$0.00
310151048	2008-02-26	HOME DEPOT USA INC.	\$1,000.00	\$0.00
310066220	2007-01-11	HOME DEPOT, STORE #1401	\$1,000.00	\$0.00
312976814	2009-12-28	HOME DEPOT, INC	\$1,000.00	\$1,000.00
312782469	2009-05-19	HOME DEPOT USA INC.	\$975.00	\$600.00
305480873	2008-11-06	HOME DEPOT	\$975.00	\$225.00
312162985	2008-08-26	HOME DEPOT U.S.A. DBA THE HOME DEPOT STORE 3625	\$963.00	\$0.00
311795959	2008-08-26	HOME DEPOT USA, INC. DBA THE HOME DEPOT STORE 3645	\$963.00	\$0.00
126059195	2010-09-13	HOME DEPOT	\$935.00	\$935.00
313949737	2010-01-22	HOME DEPOT	\$900.00	\$630.00
106352560	2008-09-29	HOME DEPOT	\$825.00	\$500.00
310597596		THE HOME DEPOT	\$750.00	\$750.00
315747808	2011-07-26	THE HOME DEPOT INC	\$750.00	\$750.00
312546252	2008-12-02	HOME DEPOT STORE #3313	\$750.00	\$750.00
312037245	2010-04-29	HOME DEPOT #2706	\$750.00	\$750.00
126190941	2008-11-21	HOME DEPOT	\$745.00	\$745.00
310832100	2007-06-26	HOME DEPOT INSTALLED SALES THE	\$700.00	\$700.00
314493560	2010-10-21	HOME DEPOT #8561	\$700.00	\$700.00
111781530	2007-05-25	HOME DEPOT	\$675.00	\$675.00
314813569	2010-11-15	HOME DEPOT USA, INC STORE # 2560	\$650.00	\$650.00
315173401	2011-03-14	HOME DEPOT USA, INC. #3641	\$600.00	\$600.00
309897379	2007-07-27	HOME DEPOT	\$600.00	\$150.00

312571623	2009-01-30	HOME DEPOT U.S.A., INC.	\$560.00	\$560.00
310099791		HOME DEPOT USA, INC.	\$560.00	\$560.00
312355258	2010-05-19	HOME DEPOT, INC	\$560.00	\$0.00
310609755	2007-07-30	HOME DEPOT U S A INC	\$500.00	\$500.00
309203628	2008-01-08	THE HOME DEPOT AT-HOME SERVICES INC.	\$500.00	\$500.00
119858223	2010-08-31	HOME DEPOT #0649	\$450.00	\$450.00
310411186	2008-05-22	HOME DEPOT U.S.A., INC. STORE 6620	\$450.00	\$450.00
311654701	2009-10-28	HOME DEPOT	\$450.00	\$450.00
312579998	2011-06-03	HOME DEPOT U.S.A., INC.	\$425.00	\$425.00
310056965		HOME DEPOT #627	\$420.00	\$420.00
125254086	2011-01-05	HOME DEPOT, STORE #3605	\$413.00	\$0.00
313479818	2009-11-19	HOME DEPOT # 6635	\$375.00	\$375.00
316755263		THE HOME DEPOT-2805	\$350.00	\$245.00
120344213	2007-04-30	THE HOME DEPOT	\$300.00	\$300.00
310634779	2007-08-23	HOME DEPOT	\$280.00	\$280.00
309518421	2007-02-22	HOME DEPOT U.S.A., INC.	\$260.00	\$260.00
315948745	2012-05-16	HOME DEPOT USA INC	\$210.00	\$210.00
308540764	2007-03-16	THE HOME DEPOT	\$200.00	\$200.00
315197574	2011-01-25	HOME DEPOT U.S.A., INC., #4647	\$200.00	\$200.00
316687946	2012-10-16	THE HOME DEPOT USA INC	\$200.00	\$200.00
314401092	2010-11-22	HOME DEPOT #6235	\$200.00	\$200.00
309912228	2009-07-09	HOME DEPOT	\$185.00	\$185.00
307458000	2010-03-22	HOME DEPOT	\$185.00	\$185.00
310097514	2010-07-17	HOME DEPOT USA, INC.	\$185.00	\$185.00
314709718	2010-09-02	HOME DEPOT USA INC DBA THE HOME DEPOT STORE 3605	\$180.00	\$180.00
311714588	2008-02-29	THE HOME DEPOT #3628	\$180.00	\$180.00
119951333	2008-07-12	HOME DEPOT	\$150.00	\$150.00
314485624	2010-09-30	HOME DEPOT #4725	\$150.00	\$150.00
312707078	2009-12-15	HOME DEPOT USA INC	\$105.00	\$100.00
314517897	2011-04-14	HOME DEPOT USA INC	\$105.00	\$105.00
314671967	2011-04-20	HOME DEPOT #4726	\$100.00	\$100.00
Total	241 violations		\$1,657,998.50	\$1,045,551.75

Wage and Hour Division (WHD) Compliance Action Data

case_id	trade_nm	legal_name	bw_atp_amt	ee_atp_cnt	findings_start_date	findings_end_date
1486467	The Home Depot	THD At-Home Services, Inc.	\$920,939.52	328	5/28/2007	1/31/2009
1540067	The Home Depot	The Home Depot	\$9,076.00	1	1/1/2009	8/24/2009
1585677	Home Depot	The Home Depot	\$8,534.56	1	3/21/2010	7/14/2010
1520000	Home Depot	Home Depot USA Inc.	\$3,520.00	1	6/19/2008	8/18/2008
1575387	Home Depot #526	Home Depot U.S.A., Inc.	\$3,496.02	2	11/22/2008	11/21/2010
1501425	Home Depot	Home Depot USA, Inc.	\$2,920.55	37	5/19/2007	5/18/2009
1546841	The Home Depot Store Support Center	The Home Depot Inc.	\$377.45	1	6/25/2008	6/23/2010
1521084	The Home Depot	Home Depot USA, Inc.	\$0.00	0	10/9/2006	10/7/2008
1543693	Home Depot (Store #4171)	Home Depot U.S.A., Inc.	\$0.00	0	6/24/2007	4/12/2009
1659923	Home Depot	The Home Depot	\$0.00	0	9/6/2010	9/4/2012
1515840	The Home Depot	The Home Depot, Inc.	\$0.00	0	5/26/2008	6/1/2008
1524966	The Home Depot	At-Home Services Inc.	\$0.00	0	7/21/2007	7/10/2009
1563178	Home Depot	Home Depot, USA, Inc.	\$0.00	0	5/11/2007	5/10/2009
1578944	Home Depot #0482	Home Depot USA Inc	\$0.00	0	3/15/2009	3/15/2011
1535512	Home Depot	The Home Depot, Inc.	\$0.00	0	4/14/2007	4/12/2009
1626345	The Home Depot (Store 4122)	Home Depot USA, Inc.	\$0.00	0	7/27/2011	7/28/2011
1492575	Home Depot, The		\$0.00	0	5/1/2007	11/20/2007
Total	17 violations		\$948,864.10	371		

Hewlett-Packard Company
(Electronic Data Systems, Inc.)

Hewlett-Packard Company

Legal Name of Company Identified in WHD Data: Electronic Data Systems, Inc.

Company Headquarters: Palo Alto, California

Industry: IT- service, sales, and consulting

Company Overview: Hewlett-Packard is a provider of products, technologies, software, solutions and services to individual consumers, small- and medium-sized businesses and large enterprises, including customers in the government, health and education sectors. The company's products include: personal computing and other access devices; multi-vendor customer services, including infrastructure technology and business process outsourcing, technology support and maintenance, application development and support services and consulting and integration services; imaging and printing-related products and services; and enterprise information technology infrastructure, including enterprise server and storage technology, networking products and solutions, information technology management software, information management solutions and security intelligence/risk management solutions. Electronic Data Systems Corporation was acquired by Hewlett-Packard in 2008 and operates under the name HP Enterprise Services.

Total Federal Contract Dollars 2012: \$2.8 billion

Main Contracting Agencies: Department of Defense, Department of Health and Human Services, Department of Homeland Security, and General Services Administration

Primary Nature of Federal Contracts: IT and telecommunications.

Electronic Data Systems

An investigation by the U.S. Department of Labor's Wage and Hour Division resulted in the payment of more than \$5.3 million in back wages owed to 1,134 employees of Electronic Data Systems. Wage and Hour found that 1,134 computer/IT employees were misclassified as exempt while working over 40 hours in a workweek and being paid a salary. These employees were found due \$5.4 million in additional half time.



Search

Prime Award Advanced Search Sub-award Advanced Search

NOTE: You must click [here](#) for very important D&B information.

Prime Award Spending Data

[View Sub-award Data](#)

FY 2012

Filters: FY 2012 Contractor: [Hewlett-Packard Company](#)

By Agency By Prime Awardee By Location

View:

Jump to: [All Spending Data](#) | [Contracts Data Only](#) | [Assistance Data Only](#) | [Export](#)

Total Dollars: \$2,814,405,609	Number of Transactions: 5,007	Total Sub-Award Dollars: \$2,050,470	Number of Sub-Award Reports: 12
------------------------------------------	-----------------------------------------	------------------------------------------------	-------------------------------------------

All Spending Data

HEWLETT-PACKARD COMPANY

Top 5 Prime Award Recipient Locations (States)

1. Virginia	\$2,535,988,528	
2. Maryland	\$165,138,953	
3. Texas	\$129,489,986	
4. California	\$67,828,826	
5. New Jersey	\$233,857	

Top 5 Prime Award Major Agencies

1. Department of Defense	\$1,811,642,971	
2. Department of Health and Human Services	\$265,336,321	
3. Department of Homeland Security	\$193,104,754	
4. General Services Administration	\$183,235,603	
5. Department of Veterans Affairs	\$93,384,855	

Top 5 Prime Award Sub Agencies

1. Department of the Navy	\$1,371,162,490	
2. Centers for Medicare and Medicaid Services	\$195,598,726	
3. Federal Acquisition Service	\$175,803,444	
4. Defense Information Systems Agency (Disa)	\$171,089,141	
5. Office of Procurement Operations	\$161,256,909	

Top 10 Prime Awards in FY2012

1. Contract: Department of Defense J0BP It and Telecom- Integrated Hardware/Software/Services	\$330,874,019	
2. Contract: Department of Defense MJAG It and Telecom- Telecommunications Network Management	\$96,367,009	
3. Contract: Department of Defense JSJB It and Telecom- Integrated Hardware/Software/Services Solutions, Predominantly Services	\$84,139,522	
4. Contract: Department of Defense 0008 It and Telecom- Other It and Telecommunications	\$58,787,045	
5. Contract: Department of Defense JSHS Hardware/Software/Services Solutions, Predominantly Services	\$58,142,969	
6. Contract: Department of Defense JSJB It and Telecom- Integrated Hardware/Software/Services Solutions, Predominantly Services	\$57,852,707	
7. Contract: Department of Defense MDZZ It and Telecom- Telecommunications Network Management	\$50,803,618	
8. Contract: Department of Homeland Security HSHQDC07J00515 It and Telecom- Other It and Telecommunications	\$48,760,291	
9. Contract: Department of Health and Human Services HHS0001 It and Telecom- Other It and Telecommunications	\$46,393,723	
10. Contract: Department of Defense JS0H It and Telecom- Integrated Hardware/Software/Services Solutions, Predominantly Services	\$46,046,827	

Contracts Data Only

Top 5 Prime Award Type of Contracts Used

1. Firm Fixed Price	\$2,286,583,001	
2. Time and Materials	\$285,578,136	
3. Cost Plus Award Fee	\$80,187,150	
4. Fixed Price Award Fee	\$59,718,582	
5. Combination (Two or More)	\$54,604,590	

Top 5 Prime Award Contractors

1. Hewlett-Packard Company	\$2,814,405,609	
2. Hewlett-Packard Company	\$84,738,938	

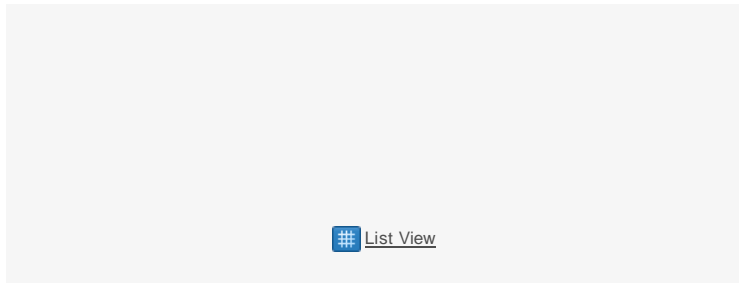
Top 5 Prime Award Products or Services Sold i

1. It and Telecom- Integrated Hardware/Software/Services Solutions, Predominantly Services	\$846,250,749	
2. It and Telecom- Other It and Telecommunications	\$659,100,689	
3. It and Telecom- Telecommunications Network Management	\$347,973,539	
4. It and Telecom- Facility Operation and Maintenance	\$256,971,018	
5. Support- Professional: Other	\$164,445,302	

Top 5 Contract Sub-awardees

1. Hewlett-Packard Company	\$2,050,470	
----------------------------	-------------	--

Competition



List View

* Click on the pie chart slice or the corresponding legend text for Competed/Not Competed Dollars to drill down more into "Dollars by Competition Type"

Prime Awards Timeline

- Contracts
- Grants
- Direct Payments
- Insurance
- Loans and Guarantees
- Others

List View

All prime awardee data as reported by agencies. The assistance prime awardee data includes agency submissions as of 11/21/2013 and the contracts prime awardee data includes procurement data downloaded from FPDS as of 11/22/2013. Please note that availability of DOD contracts prime awardee data is delayed by 90 days to protect operations tempo. All Sub-awardee data is based on prime awardee submissions from FSRS, for sub-contracts as of 11/21/2013 and for sub-grants as of 11/21/2013. For more information about the data, data sources, and data timeliness, please see [Learn](#).

**All Parent and Subsidiary Violations 2007-2012 contained in
Department of Labor enforcement data for Wage and Hour
Division and Occupational Safety and Health
Administration**

Occupational Safety and Health Administration (OSHA) Enforcement Data

InspectionID	CaseClosedDate	EstablishmentName	SumOfInitialPenalties	SumOfCurrentPenalties
312360092	2011-04-14	HEWLETT PACKARD	\$6,750.00	\$750.00
313140816	2009-06-25	ELECTRONIC DATA SYSTEMS CORPORATION	\$1,125.00	\$562.50
314197807	2010-07-09	HEWLETT PACKARD	\$1,050.00	\$735.00
311618144	2008-02-27	HEWLETT-PACKARD COMPANY	\$825.00	\$0.00
310761820	2007-07-31	ELECTRONIC DATA SYSTEMS CORP	\$825.00	\$577.50
310418124	2008-09-03	ELECTRONIC DATA SYSTEMS, CORPORATION	\$280.00	\$280.00
Total	6 violations		\$10,855.00	\$2,905.00

Wage and Hour Division (WHD) Compliance Action Data

case_id	trade_nm	legal_name	bw_atp_amt	ee_atp_cnt	findings_start_date	findings_end_date
1476518	EDS, Inc.	Electronic Data Systems, Inc.	\$5,365,981.84	1134	4/16/2004	11/10/2007
1514824	EDS, Inc.	Electronic Data Systems, Inc.	\$322,287.21	59	3/4/2005	1/2/2008
1454192	EDS	Electronic Data Systems Corp.	\$107,059.92	587	4/4/2005	4/1/2007
1480437	Hewlett Packard	Hewlett Packard (aka HP)	\$39,904.04	38	11/1/2005	10/30/2007
1577550	Hewlett Packard	Hewlett-Packard Company	\$5,481.13	8	6/18/2008	6/17/2010
1546103	Hewlett Packard	Hewlett-Packard Company	\$0.00	0	4/8/2009	8/25/2009
1487855	HP	Hewlett Packard	\$0.00	0	8/1/2006	7/31/2007
1505034	EDS	Electronic Data Systems Corp.	\$0.00	0	5/1/2007	2/6/2008
Total	8 violations		\$5,840,714.14	1826		

Huntington Ingalls Industries, Inc.
(Avondale Industries Inc., Steel Sales Div.)

Huntington Ingalls Industries, Inc.

Name of Company Identified in OSHA Data: Avondale Industries Inc., Steel Sales Div.

Company Headquarters: Newport News, Virginia

Industry: Shipbuilding

Company Overview: Huntington Ingalls designs, builds and maintains nuclear and non-nuclear ships for the U.S. Navy and Coast Guard and provides after-market services for military ships around the globe. Huntington Ingalls also provides a wide variety of products and services to the commercial energy industry and other government customers and is the sole designer, builder, and refueler of nuclear-powered aircraft carriers in the United States. Avondale Industries was an independent shipbuilding company that was acquired by Litton Industries, which itself was then acquired by Northrop Grumman. In 2011, Northrop Grumman spun off its shipbuilding operations into Huntington Ingalls. The Avondale Shipyard is scheduled to close this year, and Huntington Ingalls is making plans to use the site for projects building equipment for oil and gas exploration and refining.

Total Federal Contract Dollars: \$4.1 billion

Main Contracting Agencies: Department of Defense and Department of Homeland Security

Primary Nature of Federal Contracts: Builds amphibious assault ships and other miscellaneous vessels.



Search

Prime Award Advanced Search Sub-award Advanced Search

NOTE: You must click [here](#) for very important D&B information.

Prime Award Spending Data

[View Sub-award Data](#)

FY 2012

Filters: **FY 2012** Contractor: **Huntington Ingalls Industries INC.**

By Agency By Prime Awardee By Location

Report Data Issues

View: **Expanded Summary**

Jump to: [All Spending Data](#) | [Contracts Data Only](#) | [Assistance Data Only](#)

Total Dollars: \$4,115,103,812	Number of Transactions: 1,536	Total Sub-Award Dollars: \$0	Number of Sub-Award Reports: 0
------------------------------------------	-----------------------------------------	----------------------------------------	------------------------------------------

All Spending Data

Huntington Ingalls Industries Inc.

Top 5 Prime Award Recipient Locations (States)

1. Mississippi	\$3,966,265,733	
2. Virginia	\$148,838,079	
3. California	\$43,261	

Top 5 Prime Award Major Agencies

1. Department of Defense	\$4,037,641,700	
2. Department of Homeland Security	\$77,522,976	
3. General Services Administration	\$0	

Top 5 Prime Award Sub Agencies

1. Department of the Navy	\$4,037,540,336	
2. U.S. Coast Guard	\$77,522,976	
3. Department of the Army	\$100,020	
4. U.S. Special Operations Command (Ussocom)	\$13,005	
5. Federal Acquisition Service	\$0	

Top 10 Prime Awards in FY2012

1. Contract: Department of Defense N0002410C2229 Amphibious Assault Ships	\$2,156,714,483	
2. Contract: Department of Defense N0002406C2222 Amphibious Assault Ships	\$1,239,531,172	
3. Contract: Department of Defense N0002406C2222 Amphibious Assault Ships	\$100,313,250	
4. Contract: Department of Homeland Security HSCG2311C2DB043 Miscellaneous Vessels	\$75,893,562	
5. Contract: Department of Defense N0002406C2222 Amphibious Assault Ships	\$52,500,000	
6. Contract: Department of Defense N0002402C2304 Destroyers	\$39,885,210	
7. Contract: Department of Defense N0002410C2229 Amphibious Assault Ships	\$32,494,688	
8. Contract: Department of Defense N0002406C2222 Amphibious Assault Ships	\$30,504,094	
9. Contract: Department of Defense N0002410C2229 Amphibious Assault Ships	\$25,150,000	
10. Contract: Department of Defense N0002406C2222 Amphibious Assault Ships	\$24,164,094	

Contracts Data Only

Top 5 Prime Award Type of Contracts Used

1. Cost Plus Fixed Fee	\$2,389,624,193	
2. Fixed Price Incentive	\$1,649,312,499	
3. Cost Plus Award Fee	\$61,871,254	
4. Cost Plus Incentive	\$9,016,160	
5. Firm Fixed Price	\$3,647,354	

Top 5 Prime Award Contractors

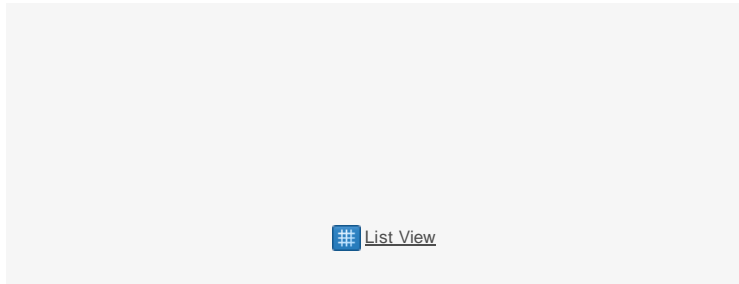
1. Huntington Ingalls Industries INC.	\$4,115,103,812	
2. Huntington Ingalls Industries INC.	\$60,863	

Top 5 Prime Award Products or Services Sold

1. Amphibious Assault Ships	\$3,754,662,553	
-----------------------------	-----------------	--

2.	Miscellaneous Vessels	\$77,462,246
3.	Non-Nuclear Ship Repair (East)	\$75,591,564
4.	Support- Professional: Engineering/Technical	\$48,128,645
5.	Destroyers	\$40,528,373

Competition



[List View](#)

* Click on the pie chart slice or the corresponding legend text for Completed/Not Completed Dollars to drill down more into "Dollars by Competition Type"

Prime Awards Timeline

- Contracts
- Grants
- Direct Payments
- Insurance
- Loans and Guarantees
- Others



[List View](#)

All prime awardee data as reported by agencies. The assistance prime awardee data includes agency submissions as of 11/21/2013 and the contracts prime awardee data includes procurement data downloaded from FPDS as of 11/22/2013. Please note that availability of DOD contracts prime awardee data is delayed by 90 days to protect operations tempo. All Sub-awardee data is based on prime awardee submissions from FSRS, for sub-contracts as of 11/21/2013 and for sub-grants as of 11/21/2013. For more information about the data, data sources, and data timeliness, please see [Learn](#).

The quality procurement data is maintained by the federal agencies by annual verification and validation of their data in FPDS. For more information on how the quality is maintained and what the government is doing in ensuring the quality please see [PDF](#).

[About](#) | [Opportunities](#) | [FAQs](#) | [Feedback](#) | [Accessibility](#) | [Privacy Policy](#) | [Disclaimer](#)



**All Parent and Subsidiary Violations 2007-2012 contained in
Department of Labor enforcement data for Wage and Hour
Division and Occupational Safety and Health
Administration**

Occupational Safety and Health Administration (OSHA) Enforcement Data

InspectionID	CaseClosedDate	EstablishmentName	SumOfInitialPenalties	SumOfCurrentPenalties
301993168		AVONDALE INDUSTRIES INC., STEEL SALES DIV.	\$717,000.00	\$717,000.00
315303115	2012-01-27	HUNTINGTON INGALLS INCORPORATED	\$150,300.00	\$117,210.00
309145522	2007-02-27	CONTINENTAL MARITIME	\$21,560.00	\$150.00
315303255	2012-01-27	HUNTINGTON INGALLS INCORPORATED	\$9,000.00	\$7,000.00
314772062		INGALLSHIPBUILDING	\$7,000.00	\$7,000.00
334371713		AMSEC	\$5,740.00	\$5,740.00
309729762	2008-04-04	NEWPORT NEWS SHIPBUILDING AND DRYDOCK COMPANY	\$5,000.00	\$5,000.00
309731362	2009-01-13	AMSEC LLC	\$3,900.00	\$2,340.00
734848		AVONDALE SHIP YARDS INC	\$630.00	\$630.00
Total	9 violations		\$920,130.00	\$862,070.00

Wage and Hour Division (WHD) Compliance Action Data

case_id	trade_nm	legal_name	bw_atp_amt	ee_atp_cnt	findings_star	findings_end_date
1632514	Titan Communications	Titan II, Inc.	\$4,327.88	15	12/16/2009	12/15/2011
1636518	Huntington-Ingalls Shipbuilding	Huntington-Ingalls	\$0.00	0	2/14/2010	12/2/2011
Total	2 violations		\$4,327.88	15		

Husky Energy Inc.
(Husky Energy, Inc./Lima Refining Company)
(BP Products N. America Inc.; BP-Husky Refining LLC)

Husky Energy Inc.

Legal Name of Company Identified in WHD Data: Husky Energy, Inc./Lima Refining Company

Company Headquarters: Calgary, Alberta

Industry: Oil and gas

Company Overview: Husky Energy is one of Canada's largest energy companies. Its primary area of operations is in Western Canada, where the company is active in the exploration and production of heavy oil, light crude oil, natural gas and natural gas liquids. The company employs approximately 5,200 people and in 2012 produced an average of 301,500 barrels of oil per day.

Total Federal Contract Dollars 2012: \$110 million

Main Contracting Agencies: Department of Defense

Primary Nature of Federal Contracts: Selling of liquid propellants, fuels, and petroleum.

Husky Energy, Inc./Lima Refining Company

Husky Energy Corp. paid \$969,182 in back wages to 173 workers for unpaid overtime compensation after the U.S. Department of Labor's Wage and Hour Division determined the company had violated the overtime pay provisions of the Fair Labor Standards Act (FLSA). The investigation, which covered the period from March 2007 through March 2009, found Husky Energy Corp. was not paying time and one-half the employees' regular rates for workweeks in excess of 40 hours.

The violations began when the Husky Energy Corp. changed from eight hour shifts to 12 hour shifts for some of its workers, which resulted in alternating workweeks of 60 and 24 hours. Instead of paying time and one-half an employee's regular rate for the resulting overtime hours, the company established an "adjusted" rate whereby all these hours were compensated at the same rate. A second violation was found involving the employer not including a shift differential in the overtime pay.



Search

Prime Award Advanced Search Sub-award Advanced Search

NOTE: You must click [here](#) for very important D&B information.

Prime Award Spending Data

[View Sub-award Data](#)

FY 2012

Filters: FY 2012 Contractor: [Husky Energy Inc](#) [Clear All](#)

By Agency By Prime Awardee By Location

[Report Data Issues](#)

View: [Expanded Summary](#)

Jump to: [All Spending Data](#) | [Contracts Data Only](#) | [Assistance Data Only](#) | [Export](#)

Total Dollars: \$109,860,979	Number of Transactions: 7	Total Sub-Award Dollars: \$0	Number of Sub-Award Reports: 0
----------------------------------------	-------------------------------------	----------------------------------------	------------------------------------------

All Spending Data

HUSKY ENERGY INC

Top 5 Prime Award Recipient Locations (States)

1. Delaware	\$109,860,979	<div style="width: 100%;"></div>
-------------	---------------	----------------------------------

Top 5 Prime Award Major Agencies

1. Department of Defense	\$109,860,979	<div style="width: 100%;"></div>
--------------------------	---------------	----------------------------------

Top 5 Prime Award Sub Agencies

1. Defense Logistics Agency	\$109,860,979	<div style="width: 100%;"></div>
-----------------------------	---------------	----------------------------------

Top 10 Prime Awards in FY2012

1. Contract: Department of Defense B001 Liquid Propellants and Fuels, Petroleum Base	\$44,320,444	<div style="width: 100%;"></div>
2. Contract: Department of Defense B001 Liquid Propellants and Fuels, Petroleum Base	\$36,530,790	<div style="width: 100%;"></div>
3. Contract: Department of Defense B001 Liquid Propellants and Fuels, Petroleum Base	\$29,009,745	<div style="width: 100%;"></div>
4. Contract: Department of Defense SP060012D0547 Liquid Propellants and Fuels, Petroleum Base	\$0	<div style="width: 0%;"></div>
5. Contract: Department of Defense SP060011D0498 Liquid Propellants and Fuels, Petroleum Base	\$0	<div style="width: 0%;"></div>
6. Contract: Department of Defense SP060012D0547 Liquid Propellants and Fuels, Petroleum Base	\$0	<div style="width: 0%;"></div>
7. Contract: Department of Defense SP060012D0547 Liquid Propellants and Fuels, Petroleum Base	\$0	<div style="width: 0%;"></div>

Contracts Data Only

Top 5 Prime Award Type of Contracts Used

1. Fixed Price with Economic Price Adjustment	\$109,860,979	<div style="width: 100%;"></div>
-----------------------------------------------	---------------	----------------------------------

Top 5 Prime Award Contractors

1. Husky Energy Inc	\$109,860,979	<div style="width: 100%;"></div>
---------------------	---------------	----------------------------------

Top 5 Prime Award Products or Services Sold i

1. Liquid Propellants and Fuels, Petroleum Base	\$109,860,979	<div style="width: 100%;"></div>
-------------------------------------------------	---------------	----------------------------------

Competition

List View

* Click on the pie chart slice or the corresponding legend text for Competed/Not Competed Dollars to drill down more into "Dollars by Competition Type"

Prime Awards Timeline

- Contracts
- Grants
- Direct Payments
- Insurance
- Loans and Guarantees
- Others

List View

All prime awardee data as reported by agencies. The assistance prime awardee data includes agency submissions as of 11/21/2013 and the contracts prime awardee data includes procurement data downloaded from FPDS as of 11/22/2013. Please note that availability of DOD contracts prime awardee data is delayed by 90 days to protect operations tempo. All Sub-awardee data is based on prime awardee submissions from FSRS, for sub-contracts as of 11/21/2013 and for sub-grants as of 11/21/2013. For more information about the data, data sources, and data timeliness, please see [Learn](#).

The quality procurement data is maintained by the federal agencies by annual verification and validation of their data in FPDS. For more information on how the quality is maintained and what the government is doing in ensuring the quality please see [PDF](#).

[About](#) | [Opportunities](#) | [FAQs](#) | [Feedback](#) | [Accessibility](#) | [Privacy Policy](#) | [Disclaimer](#)



**All Parent and Subsidiary Violations 2007-2012 contained in
Department of Labor enforcement data for Wage and Hour
Division and Occupational Safety and Health
Administration**

Occupational Safety and Health Administration (OSHA) Enforcement Data

InspectionID	CaseClosedDate	EstablishmentName	SumOfInitialPenalties	SumOfCurrentPenalties
311611081		BP PRODUCTS N. AMERICA INC.&BP-HUSKY REFINING LLC	\$3,042,000.00	\$3,042,000.00
311605489		LIMA REFINING COMPANY A HUSKY ENERGY INC. SUBSIDI	\$60,625.00	\$42,875.00
313788788	2011-12-13	BP - HUSKY REFINING, LLC	\$21,000.00	\$16,000.00
309448637	2008-03-04	LIMA REFINING COMPANY A HUSKY ENERGY INC. SUBSIDI	\$10,000.00	\$8,000.00
Total	4 violations		\$3,133,625.00	\$3,108,875.00

Wage and Hour Division (WHD) Compliance Action Data

case_id	trade_nm	legal_name	bw_atp_amt	ee_atp_cnt	findings_start_date	findings_end_date
1507557	Husky Energy Corporation	Husky Energy, Inc./Lima Refining Company	\$969,182.40	172	3/1/2007	3/14/2009
Total	1 violation		\$969,182.40	172		

JBS S.A.
(Pilgrim's Pride Corporation)

JBS S. A.

Legal Name of Company Identified in WHD Data: Pilgrim's Pride Corporation

Company Headquarters: San Paulo, Brazil

Industry: Food Processing

Company Overview: JBS is a Brazilian food processing company with 150 industrial plants around the world. The company owns three-fourths of Pilgrim's Pride, one of the largest chicken-producing companies in the world.

Total Federal Contract Dollars 2012: \$59.9 billion

Main Contracting Agencies: Department of Agriculture

Primary Nature of Federal Contracts: Provides meat, poultry, and fish to the Department of Agriculture.

Pilgrim's Pride Corporation

An investigation by the U.S. Department of Labor's Wage and Hour Division resulted in the payment of approximately \$1 million in back wages owed to 798 former and current processing workers at Pilgrim's Pride Corporation's Dallas facility. The violations occurred in part because the company failed to pay its employees for all hours worked, including time spent putting on and taking off protective clothing. Additionally, required recordkeeping was not maintained.



Search

Prime Award Advanced Search Sub-award Advanced Search

NOTE: You must click [here](#) for very important D&B information.

Prime Award Spending Data

[View Sub-award Data](#)

FY 2012

Filters: **FY 2012** Contractor: **Jbs S/A**

By Agency By Prime Awardee By Location

View: **Expanded Summary**

Jump to: [All Spending Data](#) | [Contracts Data Only](#) | [Assistance Data Only](#)

Total Dollars: \$59,850,286	Number of Transactions: 67	Total Sub-Award Dollars: \$0	Number of Sub-Award Reports: 0
---------------------------------------	--------------------------------------	----------------------------------------	------------------------------------------

All Spending Data

JBS S/A.

Top 5 Prime Award Recipient Locations (States)

1. Colorado	\$59,127,439	<div style="width: 100%;"></div>
2. Puerto Rico	\$607,860	<div style="width: 1%;"></div>
3. Virginia	\$108,319	<div style="width: 0.2%;"></div>
4. Pennsylvania	\$6,668	<div style="width: 0.01%;"></div>

Top 5 Prime Award Major Agencies

1. Department of Agriculture	\$59,127,439	<div style="width: 100%;"></div>
2. Department of Defense	\$722,847	<div style="width: 1.2%;"></div>

Top 5 Prime Award Sub Agencies

1. Agricultural Marketing Service	\$59,137,439	<div style="width: 100%;"></div>
2. Defense Commissary Agency (Deca)	\$726,319	<div style="width: 1.2%;"></div>
3. Department of the Air Force	\$-3,472	<div style="width: -0.006%;"></div>
4. Animal and Plant Health Inspection Service	\$-10,000	<div style="width: -0.017%;"></div>

Top 10 Prime Awards in FY2012

1. Contract: Department of Agriculture AG3J15P120335 Meat, Poultry, and Fish	\$3,917,257	<div style="width: 6.5%;"></div>
2. Contract: Department of Agriculture AG3J14P120178 Meat, Poultry, and Fish	\$3,655,226	<div style="width: 6.1%;"></div>
3. Contract: Department of Agriculture AG3J15P120312 Meat, Poultry, and Fish	\$3,146,944	<div style="width: 5.3%;"></div>
4. Contract: Department of Agriculture AG3J15P120332 Meat, Poultry, and Fish	\$2,956,680	<div style="width: 5.0%;"></div>
5. Contract: Department of Agriculture AG3J15P120269 Meat, Poultry, and Fish	\$2,896,308	<div style="width: 4.8%;"></div>
6. Contract: Department of Agriculture AG3J15P120361 Meat, Poultry, and Fish	\$2,605,698	<div style="width: 4.4%;"></div>
7. Contract: Department of Agriculture AG3J15P120307 Meat, Poultry, and Fish	\$2,597,800	<div style="width: 4.4%;"></div>
8. Contract: Department of Agriculture AG3J15P120271 Meat, Poultry, and Fish	\$2,552,040	<div style="width: 4.3%;"></div>
9. Contract: Department of Agriculture AG3J15P120195 Meat, Poultry, and Fish	\$2,373,397	<div style="width: 4.0%;"></div>
10. Contract: Department of Agriculture AG3J15P120215 Meat, Poultry, and Fish	\$2,220,275	<div style="width: 3.7%;"></div>

Contracts Data Only

Top 5 Prime Award Type of Contracts Used

1. Firm Fixed Price	\$59,850,286	<div style="width: 100%;"></div>
---------------------	--------------	----------------------------------

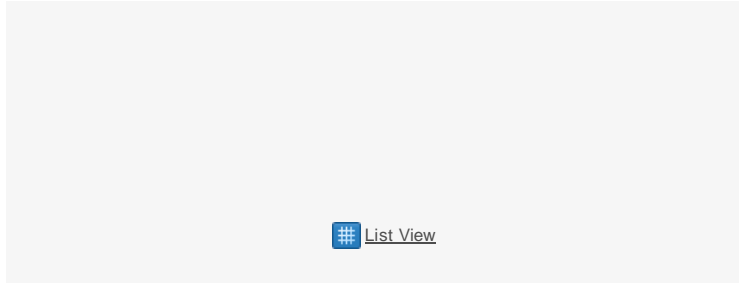
Top 5 Prime Award Contractors

1. Jbs S/A.	\$59,850,286	<div style="width: 100%;"></div>
-------------	--------------	----------------------------------

Top 5 Prime Award Products or Services Sold

1. Meat, Poultry, and Fish	\$59,678,594	<div style="width: 100%;"></div>
2. Fruits and Vegetables	\$175,025	<div style="width: 0.3%;"></div>
3. Housekeeping- Trash/Garbage Collection	\$10,140	<div style="width: 0.02%;"></div>
4. Housekeeping- Food	\$-3,472	<div style="width: -0.006%;"></div>
5. Support- Administrative: Other	\$-10,000	<div style="width: -0.017%;"></div>

Competition



* Click on the pie chart slice or the corresponding legend text for Competed/Not Competed Dollars to drill down more into "Dollars by Competition Type"

Prime Awards Timeline

- Contracts
- Grants
- Direct Payments
- Insurance
- Loans and Guarantees
- Others

[List View](#)

All prime award data as reported by agencies. The assistance prime award data includes agency submissions as of 11/21/2013 and the contracts prime award data includes procurement data downloaded from FPDS as of 11/22/2013. Please note that availability of DOD contracts prime award data is delayed by 90 days to protect operations tempo. All Sub-award data is based on prime award submissions from FSRS, for sub-contracts as of 11/21/2013 and for sub-grants as of 11/21/2013. For more information about the data, data sources, and data timeliness, please see [Learn](#).

The quality procurement data is maintained by the federal agencies by annual verification and validation of their data in FPDS. For more information on how the quality is maintained and what the government is doing in ensuring the quality please see [PDF](#).

[About](#) | [Opportunities](#) | [FAQs](#) | [Feedback](#) | [Accessibility](#) | [Privacy Policy](#) | [Disclaimer](#)



**All Parent and Subsidiary Violations 2007-2012 contained in
Department of Labor enforcement data for Wage and Hour
Division and Occupational Safety and Health
Administration**

Occupational Safety and Health Administration (OSHA) Enforcement Data

InspectionID	CaseClosedDate	EstablishmentName	SumOfInitialPenalties	SumOfCurrentPenalties
314198573	2011-07-14	PILGRIM'S PRIDE CORPORATION	\$135,500.00	\$84,000.00
315968321		PILGRIM'S PRIDE CORPORATION	\$107,100.00	\$107,100.00
315286245	2011-08-16	PILGRIM'S PRIDE CORPORATION	\$85,800.00	\$60,060.00
314343872	2011-03-21	JBS USA, LLC	\$40,000.00	\$30,000.00
311908982	2010-08-04	JBS DBA SWIFT & COMPANY	\$32,100.00	\$30,925.00
314275355	2011-12-12	PILGRIM'S PRIDE	\$28,000.00	\$7,000.00
311502215	2008-11-07	SWIFT & COMPANY	\$26,000.00	\$8,000.00
310656152		PILGRIM'S PRIDE CORPORATION	\$24,300.00	\$24,300.00
312317621	2011-08-03	JBS USA, LLC DBA SWIFT & CO	\$23,185.00	\$14,785.00
316175470	2012-07-02	PILGRAM'S PRIDE	\$23,000.00	\$13,800.00
316356807	2012-05-15	SWIFT & CO.	\$22,500.00	\$17,750.00
314061136	2012-08-07	JBS USA LLC	\$20,200.00	\$10,100.00
315226704	2012-03-20	PILGRIM'S CORPORATION	\$19,000.00	\$14,250.00
331101493	2012-04-16	JBS FIVE RIVERS CATTLE FEEDING	\$19,000.00	\$11,500.00
316304922		PILGRIM'S PRIDE CORPORATION	\$18,200.00	\$18,200.00
126190388	2008-11-21	SWIFT & CO	\$18,185.00	\$2,185.00
312523715	2009-08-26	PILGRIM'S PRIDE CORPORATION	\$16,150.00	\$9,625.00
311948582	2009-06-17	PILGRIM'S PRIDE	\$16,000.00	\$10,000.00
312471519	2009-03-11	PILGRIM'S PRIDE CORPORATION	\$16,000.00	\$9,600.00
311909568	2010-09-29	JBS DBA SWIFT & COMPANY	\$15,000.00	\$15,000.00
313817900	2012-07-16	SWIFT PORK COMANY DBA JBS USA, LLC	\$14,250.00	\$11,250.00
310661087	2007-08-30	SWIFT PORK COMPANY	\$14,000.00	\$7,000.00
307290940	2007-03-07	PILGRIM'S PRIDE CORPORATION	\$13,375.00	\$13,375.00
314056557	2011-07-14	SWIFT & COMPANY	\$13,000.00	\$6,500.00
307514489	2007-06-06	SWIFT & CO	\$12,800.00	\$11,640.00
315226027	2012-02-07	PILGRIM'S CORPORATION	\$12,000.00	\$8,400.00
314807850	2011-12-01	PILGRIM'S PRIDE CORPORATION	\$12,000.00	\$5,900.00
309541589	2009-02-12	PILGRIM'S PRIDE FEED	\$12,000.00	\$5,000.00
313421323	2010-10-25	JBS	\$12,000.00	\$8,000.00
315019331		JBS FIVE RIVERS CATTLE FEEDING	\$12,000.00	\$12,000.00
314205543	2011-04-21	PILGRIM'S PRIDE CORPORATION	\$11,125.00	\$0.00
311816011	2009-01-05	PILGRIM'S PRIDE CORPORATION	\$10,925.00	\$6,500.00
310470737	2009-04-16	SWIFT AND COMPANY	\$10,000.00	\$15,000.00
315740985	2012-07-16	PILGRIM'S PRIDE CORPORATION	\$8,415.00	\$4,805.00
314389370	2010-09-29	JBS SWIFT & COMPANY	\$8,400.00	\$5,460.00
311765077	2009-06-02	JBS SWIFT & COMPANY	\$8,400.00	\$6,300.00
308997337	2010-11-30	JBS SWIFT AND COMPANY	\$8,400.00	\$7,400.00
307942110	2007-07-25	SWIFT & CO	\$8,000.00	\$8,000.00
314056540	2011-03-30	SWIFT & COMPANY	\$7,650.00	\$5,355.00
311127542	2008-01-22	PILGRIM'S PRIDE CORPORATION	\$7,475.00	\$5,375.00
307414755	2007-11-15	PILGRIM'S PRIDE CORP.	\$7,125.00	\$4,600.00
314183286		PILGRIMS PRIDE CORPORATION	\$7,000.00	\$7,000.00
313619553	2010-10-14	JBS USA, LLC	\$7,000.00	\$5,600.00

313619561	2010-10-14	JBS USA, LLC	\$7,000.00	\$5,600.00
315222620	2011-04-29	PILGRIM'S PRIDE CORPORATION	\$6,800.00	\$3,400.00
312882988	2009-05-12	PILGRIM'S PRIDE CORPORATION	\$6,800.00	\$2,550.00
308656644	2007-06-04	PILGRIM PRIDE CORPORATION	\$5,100.00	\$4,250.00
313619579	2012-09-20	JBS USA, LLC	\$5,000.00	\$5,000.00
313880775	2011-05-18	PILGRIM'S PRIDE CORPORATION	\$4,675.00	\$2,800.00
313733420	2010-06-08	PILGRIM'S PRIDE CORPORATION	\$4,500.00	\$2,250.00
315588442	2012-02-28	SWIFT & COMPANY	\$4,500.00	\$0.00
313810160		JBS, LLC DBA SWIFT PORK COMPANY	\$4,500.00	\$4,500.00
335879805	2012-11-05	PILGRIM'S PRIDE	\$4,250.00	\$2,550.00
334553138	2012-10-29	PILGRIM'S PRIDE CORPORATION	\$4,250.00	\$2,000.00
313210320	2009-08-14	PILGRIM'S PRIDE CORPORATION	\$4,250.00	\$0.00
311752968	2008-08-21	PILGRIM'S PRIDE CORPORATION	\$4,250.00	\$2,150.00
310462767	2007-09-28	SWIFT AND COMPANY	\$4,250.00	\$4,250.00
314659624	2011-02-14	JBS USA, LLC	\$4,250.00	\$4,250.00
332430545	2012-09-04	JBS USA, LLC	\$4,250.00	\$2,975.00
335920203	2012-10-29	JBS, INC.	\$4,250.00	\$2,550.00
310771654	2007-04-27	PILGRIM'S PRIDE CORPORATION	\$4,125.00	\$1,400.00
313423634	2010-02-24	SWIFT & COMPANY	\$3,825.00	\$2,000.00
316201847		PILGRIM'S PRIDE CORP	\$3,750.00	\$1,875.00
314956681	2011-08-23	PILGRIM'S PRIDE CORPORATION	\$3,750.00	\$3,750.00
316076496	2012-06-05	PILGRIMS PRIDE CORPORATION	\$3,600.00	\$2,700.00
334874799	2012-10-16	PILGRIM'S PRIDE	\$3,400.00	\$2,040.00
311300651	2008-11-19	JBS SWIFT & COMPANY	\$3,150.00	\$1,875.00
316078815	2012-06-05	PILGRIM'S FEED MILL	\$3,000.00	\$1,500.00
310085667	2008-02-06	SWIFT & COMPANY	\$3,000.00	\$1,875.00
309475606	2007-06-15	PILGRIM'S PRIDE CORPORATION	\$2,975.00	\$1,500.00
310778436	2007-09-07	JBS ENTERPRISES INC	\$2,625.00	\$1,312.50
334199031		PILGRIM'S PRIDE CORPORATION	\$2,475.00	\$2,475.00
314021767	2010-05-21	JBS FIVE RIVERS CATTLE FEED LLC	\$2,250.00	\$1,688.00
311591655	2010-03-17	PILGRIM FOODS CO.	\$2,200.00	\$1,100.00
313369431	2009-09-14	PILGRIM'S PRIDE CORPORATION	\$2,125.00	\$1,487.50
310468533	2008-01-02	SWIFT AND COMPANY	\$2,125.00	\$1,063.00
313417552	2010-04-28	JBS CARRIERS, INC.	\$1,750.00	\$1,750.00
310471875	2008-05-06	JBS SWIFT AND COMPANY	\$1,700.00	\$1,190.00
311982706	2008-05-16	PILGRIM'S PRIDE CORPORATION	\$1,625.00	\$975.00
309469328	2007-03-20	PILGRIM'S PRIDE CORPORATION	\$1,300.00	\$700.00
2291029		PILGRIM PRIDE CORPORATION	\$1,050.00	\$525.00
314003575	2010-07-19	JBS	\$1,050.00	\$735.00
313417131	2010-04-22	JBS FIVE RIVERS RANCH CATTLE FEEDING LLC	\$675.00	\$675.00
100274182		PILGRIMS PRIDE CORPORATION EAST PLANT	\$560.00	\$560.00
Total	84 violations		\$1,083,520.00	\$756,466.00

Wage and Hour Division (WHD) Compliance Action Data

case_id trade_nm legal_name bw_atp_amt ee_atp_cnt findings_start_date findings_end_date

1457477	Pilgrim's Pride	Pilgrim's Pride Corporation	\$1,001,438.07	794	10/16/2004	3/4/2010
1512385	Pilgrim's Pride	Pilgrim's Pride Corporation	\$140,614.17	256	4/6/2008	4/19/2008
1471421	Swift and Company	Swift & Company	\$58,017.24	884	12/26/2006	7/14/2007
1468081	Swift & Company	Swift & Company	\$41,703.29	74	12/2/2006	1/27/2007
1538722	JBS, USA, LLC	JBS, USA, LLC	\$13,842.70	19	4/12/2007	4/11/2009
1512027	Pilgrim's Pride Corporation	Pilgrim's Pride Corporation	\$9,583.87	29	4/6/2008	4/19/2008
1465129	E. A. Miller	Swift & Company	\$1,296.98	4	6/20/2005	6/18/2007
1633769	JBS Swift	JBS USA, LLC	\$896.10	1	7/19/2011	9/22/2011
1650101	JBS	JBS USA, LLC	\$796.52	1	4/24/2010	4/23/2012
1562797	Swift + Company	Elizabeth Swift Copeland	\$435.00	20	8/8/2009	8/22/2009
1081912	Pilgrim's Pride	Pilgrim's Pride, Corporation	\$0.00	0	7/17/1998	8/25/2000
1579507	Pilgrim's Pride	Pilgrim's Pride Corporation	\$0.00	0	4/20/2010	4/20/2010
1083110	PILGRIM'S PRIDE	Pilgrim's Pride Corporation	\$0.00	850	7/24/1998	7/27/2000
1496936	Swift and Company	JBS Swift & Company	\$0.00	0	3/15/2006	3/14/2008
Total	14 violations		\$1,268,623.94	2932		

Johnson Controls, Inc.
(Johnson Controls Battery Group, Inc.)

Johnson Controls, Inc.

Name of Company Identified in SVEP Data: Johnson Controls Battery Group, Inc.

Company Headquarters: Milwaukee, Wisconsin

Industry: Auto and Truck Parts

Company Overview: Johnson Controls is an American corporation that manufactures automotive and advanced batteries, automotive parts and provides products and services that increase buildings' energy efficiency. The Company was founded in 1885 and currently maintains more than 1,300 locations worldwide with more than 170,000 employees. Johnson Controls had total revenue of \$41.96 billion in 2012.

Total Federal Contract Dollars 2012: \$162.1 million

Main Contracting Agencies: Department of Defense and Department of Energy

Primary Nature of Federal Contracts: Installation of electrical and electronic equipment components.

Johnson Controls Battery Group, Inc.

OSHA cited Johnson Controls Battery Group Inc. for 11 alleged health violations - including one willful and two repeat - following an October 25, 2001 inspection that was initiated based on a complaint. Inspectors found workers overexposed to lead at the company's Holland plant due to a lack of engineering controls and poor housekeeping practices. Proposed fines totaled \$188,600.

OSHA cited a willful violation in allowing workers to sweep lead particles with brooms and brushes, which can result in greater lead exposure than the preferred method of vacuuming. Repeat violations included: exposing an employee to lead over the permissible exposure level and inadequate housekeeping in the pasting department.



Search

Prime Award Advanced Search Sub-award Advanced Search

NOTE: You must click here for very important D&B information.

Prime Award Spending Data

View Sub-award Data

FY 2012 Submit

Filters: FY 2012 Contractor: Johnson Controls INC. Clear All

By Agency By Prime Awardee By Location

Report Data Issues

View: Expanded Summary Go

Jump to: All Spending Data | Contracts Data Only | Assistance Data Only Export

Total Dollars: \$162,090,135	Number of Transactions: 1,797	Total Sub-Award Dollars: \$26,844,225	Number of Sub-Award Reports: 41
----------------------------------------	-----------------------------------------	-------------------------------------------------	-------------------------------------------

All Spending Data

JOHNSON CONTROLS INC.

Top 5 Prime Award Recipient Locations (States)

1. Wisconsin	\$124,070,562	
2. Alabama	\$121,959,412	
3. Pennsylvania	\$14,822,906	
4. Illinois	\$4,157,698	
5. Washington	\$2,534,622	

Top 5 Prime Award Major Agencies

1. Department of Defense	\$207,047,176	
2. Department of Energy	\$37,675,634	
3. General Services Administration	\$15,938,009	
4. Department of Veterans Affairs	\$14,873,469	
5. Department of Health and Human Services	\$5,958,782	

Top 5 Prime Award Sub Agencies

1. Department of the Army	\$152,784,284	
2. Department of Energy	\$37,675,634	
3. Department of the Navy	\$30,059,028	
4. Public Buildings Service	\$15,885,976	
5. Department of Veterans Affairs	\$14,873,469	

Top 10 Prime Awards in FY2012

1. Contract: Department of Energy DEAD0508OR23367 Contract/All Other Non-Bldg Facs	\$19,092,557	
2. Contract: General Services Administration GSP0908KS0044 Special Studies/Analysis- Energy	\$12,686,670	
3. Contract: Department of Energy DEAD0508OR23367 Contract/All Other Non-Bldg Facs	\$8,807,540	
4. Contract: Department of Defense EJP3 Support- Professional: Other	\$7,395,753	
5. Contract: Department of Defense 0137 Installation of Equipment- Electrical and Electronic Equipment Components	\$7,125,817	
6. Contract: Department of Defense 0149 Installation of Equipment- Electrical and Electronic Equipment Components	\$6,996,587	
7. Contract: Department of Defense 0067 Installation of Equipment- Electrical and Electronic Equipment Components	\$5,339,009	
8. Contract: Department of Defense 0050 Installation of Equipment- Electrical and Electronic Equipment Components	\$5,329,337	
9. Contract: Department of Defense 0003 Refrigeration and Air Conditioning Components	\$5,104,490	
10. Contract: Department of Defense 0033 Installation of Equipment- Electrical and Electronic Equipment Components	\$4,441,454	

Contracts Data Only

Top 5 Prime Award Type of Contracts Used

Top 5 Prime Award Contractors

1. Firm Fixed Price	\$275,914,586	
2. Fixed Price with Economic Price Adjustment	\$3,980,000	
3. Cost Plus Fixed Fee	\$2,100,481	
4. Time and Materials	\$1,646,611	
5. Labor Hours	\$242,300	

1. Johnson Controls INC.	\$162,090,135	
2. Johnson Controls INC.	\$121,959,412	
3. Johnson Controls Inc	\$18,028	

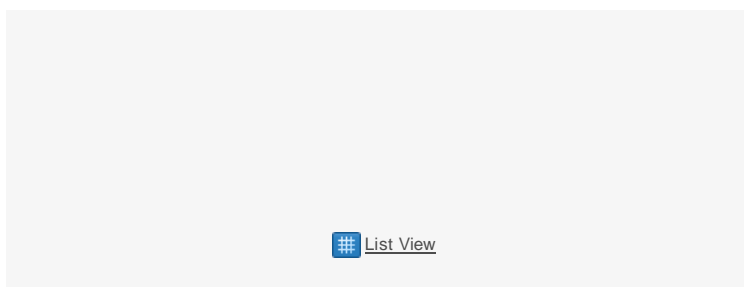
Top 5 Prime Award Products or Services Sold

1. Installation of Equipment- Electrical and Electronic Equipment Components	\$122,622,855	
2. Contract/All Other Non-Bldg Facs	\$27,984,489	
3. Other Qc/Test/Inspect- Service and Trade Equipment	\$20,238,495	
4. Special Studies/Analysis- Energy	\$15,590,379	
5. Support- Professional: Other	\$12,590,547	

Top 5 Contract Sub-awardees

1. Johnson Controls, INC.	\$26,844,225	
---------------------------	--------------	--

Competition



* Click on the pie chart slice or the corresponding legend text for Completed/Not Completed Dollars to drill down more into "Dollars by Competition Type"

Prime Awards Timeline

- Contracts
- Grants
- Direct Payments
- Insurance
- Loans and Guarantees
- Others

List View

All prime awardee data as reported by agencies. The assistance prime awardee data includes agency submissions as of 11/21/2013 and the contracts prime awardee data includes procurement data downloaded from FPDS as of 11/22/2013. Please note that availability of DOD contracts prime awardee data is delayed by 90 days to protect operations tempo. All Sub-awardee data is based on prime awardee submissions from FSRS, for sub-contracts as of 11/21/2013 and for sub-grants as of 11/21/2013. For more information about the data, data sources, and data timeliness, please see [Learn](#).

The quality procurement data is maintained by the federal agencies by annual verification and validation of their data in FPDS. For more information on how the quality is maintained and what the government is doing in ensuring the quality please see [PDF](#).

Kinder Morgan
(Kinder Morgan, Inc.)

Kinder Morgan

Legal Name of Company Identified in WHD Data: Kinder Morgan, Inc.

Company Headquarters: Houston, Texas

Industry: Energy

Company Overview: Kinder Morgan is the fourth largest energy company in North America and owns an interest in or operates approximately 80,000 miles of pipelines and 180 terminals. Their pipelines transport natural gas, refined petroleum products, crude oil, and carbon dioxide. Kinder Morgan also stores a variety of products and materials at their terminals such as gasoline, jet fuel, ethanol, coal, petroleum coke and steel.

Total Federal Contract Dollars 2012: \$3.9 million

Main Contracting Agencies: Department of Defense

Primary Nature of Federal Contracts: Rental of fuel storage buildings.

Kinder Morgan, Inc.

Kinder Morgan Inc. agreed to pay \$754,829 in back wages to resolve a lawsuit filed by the U.S. Department of Labor that alleged violations of the Fair Labor Standards Act (FLSA).

An investigation led by the Houston District Office of the Department's Wage and Hour Division found systemic violations of the FLSA's overtime provisions at Kinder Morgan locations in Arkansas, Colorado, Louisiana, North Dakota and Texas. Bonuses paid to employees were not included as part of the regular rate of pay upon which overtime compensation should have been calculated, as required by the FLSA. Additionally, multiple locations failed to pay employees for pre-shift meetings and improperly rounded the employees' work hours to benefit the company.



Search

Prime Award Advanced Search Sub-award Advanced Search

NOTE: You must click [here](#) for very important D&B information.

Prime Award Spending Data

View Sub-award Data

FY 2012 Submit

Filters: FY 2012 Contractor: **Kinder Morgan Energy Partners L.P.** Clear All

By Agency By Prime Awardee By Location

Report Data Issues

View: Expanded Summary Go

Jump to: All Spending Data | Contracts Data Only | Assistance Data Only | Export

Total Dollars: \$3,836,400	Number of Transactions: 7	Total Sub-Award Dollars: \$0	Number of Sub-Award Reports: 0
--------------------------------------	-------------------------------------	----------------------------------------	------------------------------------------

All Spending Data

KINDER MORGAN ENERGY PARTNERS L.P.

Top 5 Prime Award Recipient Locations (States)

1. Texas	\$3,836,400	
----------	-------------	--

Top 5 Prime Award Major Agencies

1. Department of Defense	\$3,836,400	
--------------------------	-------------	--

Top 5 Prime Award Sub Agencies

1. Defense Logistics Agency	\$3,836,400	
-----------------------------	-------------	--

Top 10 Prime Awards in FY2012

1. Contract: Department of Defense SP060008C5808 Lease-Rent of Fuel Storage Bldgs	\$3,716,400	
2. Contract: Department of Defense SP060008C5808 Lease-Rent of Fuel Storage Bldgs	\$120,000	
3. Contract: Department of Defense SP060008C5808 Lease-Rent of Fuel Storage Bldgs	\$0	
4. Contract: Department of Defense SP060008C5808 Lease-Rent of Fuel Storage Bldgs	\$0	
5. Contract: Department of Defense SP060008C5808 Lease-Rent of Fuel Storage Bldgs	\$0	
6. Contract: Department of Defense SP060008C5808 Lease-Rent of Fuel Storage Bldgs	\$0	
7. Contract: Department of Defense SP060008C5808 Lease-Rent of Fuel Storage Bldgs	\$0	

Contracts Data Only

Top 5 Prime Award Type of Contracts Used

1. Firm Fixed Price	\$3,836,400	
---------------------	-------------	--

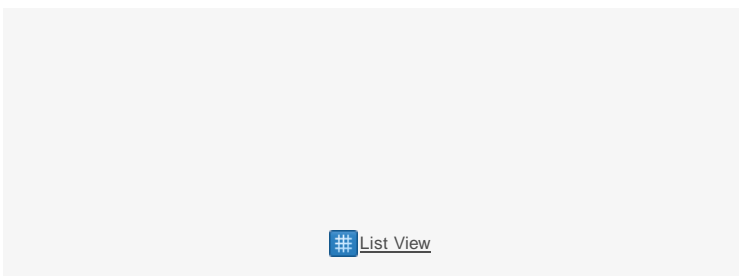
Top 5 Prime Award Contractors

1. Kinder Morgan Energy Partners L.P.	\$3,836,400	
---------------------------------------	-------------	--

Top 5 Prime Award Products or Services Sold

1. Lease-Rent of Fuel Storage Bldgs	\$3,836,400	
-------------------------------------	-------------	--

Competition



List View

* Click on the pie chart slice or the corresponding legend text for Competed/Not Competed Dollars to drill down more into "Dollars by Competition Type"

Prime Awards Timeline

- Contracts
- Grants
- Direct Payments
- Insurance
- Loans and Guarantees
- Others

 List View

All prime awardee data as reported by agencies. The assistance prime awardee data includes agency submissions as of 11/21/2013 and the contracts prime awardee data includes procurement data downloaded from FPDS as of 11/22/2013. Please note that availability of DOD contracts prime awardee data is delayed by 90 days to protect operations tempo. All sub-awardee data is based on prime awardee submissions from FSRS, for sub-contracts as of 11/21/2013 and for sub-grants as of 11/21/2013. For more information about the data, data sources, and data timeliness, please see [Learn](#).

The quality procurement data is maintained by the federal agencies by annual verification and validation of their data in FPDS. For more information on how the quality is maintained and what the government is doing in ensuring the quality please see [PDF](#).

[About](#) | [Opportunities](#) | [FAQs](#) | [Feedback](#) | [Accessibility](#) | [Privacy Policy](#) | [Disclaimer](#)



**All Parent and Subsidiary Violations 2007-2012 contained in
Department of Labor enforcement data for Wage and Hour
Division and Occupational Safety and Health
Administration**

Occupational Safety and Health Administration (OSHA) Enforcement Data

InspectionID	CaseClosedDate	EstablishmentName	SumOfInitialPenalties	SumOfCurrentPenalties
125678284		KINDER MORGAN ENERGY PARTNERS LP	\$140,000.00	\$70,000.00
313013476	2010-09-30	KINDER MORGAN, INC.	\$45,000.00	\$15,000.00
336406988		KINDER MORGAN LIQUIDS TERMINALS LLC	\$18,000.00	\$9,000.00
310173471	2007-11-05	KINDER MORGAN ARROW TERMINALS	\$14,000.00	\$14,000.00
336044185		KINDER MORGAN LIQUIDS TERMINALS LLC	\$10,000.00	\$5,000.00
308325620	2007-05-11	KINDER MORGAN BULK TERMINALS, INC.	\$8,875.00	\$6,875.00
312807126	2009-06-10	KINDER MORGAN CHESAPEAKE BULK TERMINAL	\$7,000.00	\$4,200.00
335300406		KINDER MORGAN BULK TERMINALS	\$5,400.00	\$3,240.00
123448730	2012-01-25	KINDER MORGAN, INC	\$5,000.00	\$5,000.00
311376453	2008-12-02	KINDER MORGAN LIQUID TERMINAL, LLC	\$4,875.00	\$3,412.50
316508803	2012-06-20	KINDER MORGAN BULK TERMINALS INC	\$4,200.00	\$2,940.00
301416152	2008-12-29	KINDER MORGAN TERMINALS	\$4,125.00	\$800.00
311275267	2009-02-25	KINDER MORGAN	\$4,078.00	\$2,855.00
312820251	2009-09-08	KINDER MORGAN BERKELEY	\$3,900.00	\$3,300.00
315476598	2011-05-06	KINDER MORGAN BULK TERMINALS, INC.	\$3,612.00	\$2,100.00
315480194	2011-11-10	KINDER MORGAN BULK TERMINALS, INC.	\$3,400.00	\$2,000.00
312156888	2008-09-02	KINDER MORGAN BULK TERMINALS	\$2,625.00	\$2,625.00
309729838	2008-04-09	KINDER MORGAN	\$2,600.00	\$1,690.00
314330887		KINDER MORGAN LIQUIDS TERMINALS LLC AKA KINDER MOR	\$2,525.00	\$2,525.00
311272322	2008-12-31	KINDER MORGAN	\$1,375.00	\$962.00
312390362	2009-05-18	KINDER MORGAN BULK TERMINALS, INC.	\$1,300.00	\$650.00
311074637	2010-03-01	KINDER MORGAN ENERGY PARTNERS, L.P.	\$1,065.00	\$1,065.00
311921001	2009-12-18	KINDER MORGAN LIQUIDS TERMINAL, LLC	\$701.00	\$526.00
310818547	2009-03-13	KINDER MORGAN ENERGY PARTNERS, L.P.	\$370.00	\$300.00
Total	24 violations		\$294,026.00	\$160,065.50

Wage and Hour Division (WHD) Compliance Action Data

case_id	trade_nm	legal_name	bw_atp_amt	ee_atp_cnt	findings_start_date	findings_end_date
1574359	Kinder Morgan	Kinder Morgan, Inc.	\$754,829.86	3683	3/15/2008	3/12/2010
1532268	Kinder Morgan	KMGP Services Company Inc.	\$34,785.96	15	12/26/2006	12/24/2008
1556898	Kinder Morgan Liquid Terminals	Kinder Morgan Liquid Terminals, LP	\$30,408.31	19	10/22/2007	10/21/2009
1599502	Kinder Morgan	KMGP Services Company, Inc.	\$15,097.00	99	12/27/2008	10/30/2010
1599575	Kinder Morgan	Kinder Morgan Energy Partners	\$13,491.68	18	11/1/2008	10/31/2010
1576399	Kinder Morgan Petcoke	Kinder Morgan Petcoke LP	\$4,580.17	24	3/15/2008	3/12/2010
1600316	Kinder Morgan	Kinder Morgan Inc	\$2,891.16	11	11/9/2008	11/8/2010
1599576	Kinder Morgan	Kinder Morgan Energy Partners	\$1,557.51	5	11/3/2008	11/2/2010
1599508	Kinder Morgan	KMGP Services Company, INC	\$1,360.30	9	11/5/2008	11/4/2010
1599711	Kinder Morgan	Kinder Morgan Cochin, LLC	\$931.50	4	10/23/2008	10/22/2010
1599380	Kinder Morgan CO2 CO LLC	Kinder Morgan Energy Partners LP	\$265.50	2	10/29/2008	10/28/2010
1600218	Kinder Morgan	Kinder Morgan	\$36.46	1	11/11/2008	11/10/2010
1599578	Kinder Morgan	KMGP Services Inc	\$33.41	1	11/22/2008	11/13/2010
1501149	Kinder Morgan	Kinder Morgan Energy Partners, L.P.	\$0.00	0	9/1/2007	2/1/2008
1563094	Kinder Morgan	KMGP Services Company, Inc.	\$0.00	0	10/2/2009	11/16/2009
1599510	Kinder Morgan	International Marine Terminals Partnership	\$0.00	0	11/10/2008	11/9/2010
Total	16 violations		\$860,268.82	3891		

L-3 Communications Holdings, Inc.
(L-3 Communications Vortex Aerospace, LLC)

L-3 Communications Holdings, Inc.

Legal Name of Company Identified in WHD Data: L-3 Communications Vortex Aerospace, LLC

Company Headquarters: New York City, New York

Industry: Aerospace/Defense

Company Overview: L-3 Communications is a prime contractor in command, control, communications, intelligence, surveillance and reconnaissance systems, platform and logistics solutions, and national security solutions. The company is also a leading provider of a broad range of electronic systems used on military and commercial platforms. Their customers include US government agencies, allied foreign governments, and domestic and foreign commercial customers.

Total Federal Contract Dollars 2012: \$7 billion

Main Contracting Agencies: Department of Defense

Primary Nature of Federal Contracts: Maintenance, repair, and rebuilding of aircraft and airframe structural components.

L-3 Communications Vortex Aerospace, LLC

An investigation by the U.S. Department of Labor's Wage and Hour Division resulted in the payment of \$713,946 in back wages owed to 1,005 employees of L-3 Communications. The focus of this investigation was the company's contract with the Air Force to provide maintenance and repair of US military aircraft. The investigation found that the company failed to pay the applicable Service Contract Act required fringe benefits on the pay day they were due. Specifically, L-3 failed to pay the differential to the 401k plan at least quarterly.



Search input field

Search

Prime Award Advanced Search Sub-award Advanced Search

NOTE: You must click here for very important D&B information.

Prime Award Spending Data

View Sub-award Data

FY 2012 Submit

Filters: FY 2012 Contractor: L-3 Communications Holdings INC. Clear All

By Agency By Prime Awardee By Location

Report Data Issues

View: Expanded Summary Go

Jump to: All Spending Data | Contracts Data Only | Assistance Data Only | Export

Total Dollars: \$6,970,666,441	Number of Transactions: 11,455	Total Sub-Award Dollars: \$95,505	Number of Sub-Award Reports: 2
------------------------------------------	------------------------------------------	---------------------------------------------	------------------------------------------

All Spending Data

L-3 COMMUNICATIONS HOLDINGS INC.

Top 5 Prime Award Recipient Locations (States)

1. Texas	\$2,825,467,305	
2. Virginia	\$849,294,923	
3. Mississippi	\$588,415,498	
4. Alabama	\$484,256,934	
5. Utah	\$478,041,338	

Top 5 Prime Award Major Agencies

1. Department of Defense	\$6,448,364,103	
2. Department of Homeland Security	\$172,674,363	
3. Agency for International Development	\$102,753,616	
4. Department of Transportation	\$79,223,066	
5. Department of Justice	\$73,619,147	

Top 5 Prime Award Sub Agencies

1. Department of the Air Force	\$3,101,388,541	
2. Department of the Army	\$1,604,051,455	
3. Department of the Navy	\$1,095,596,225	
4. Defense Contract Management Agency (Dcma)	\$264,200,991	
5. U.S. Special Operations Command (Ussocom)	\$223,533,343	

Top 10 Prime Awards in FY2012

1. Contract: Department of Defense 0078 Aircraft, Fixed Wing	\$321,770,026	
2. Contract: Department of Defense DAAH2303C0345 Maint/Repair/Rebuild of Equipment- Aircraft and Airframe Structural Components	\$106,488,957	
3. Contract: Department of Defense FA862011C4000 Support	\$87,880,000	
4. Contract: Department of Defense 1226 Maint/Repair/Rebuild of Equipment- Aircraft and Airframe Structural Components	\$82,786,578	
5. Contract: Department of Homeland Security HSTS0412JCT3067 Maint/Repair/Rebuild of Equipment- Alarm, Signal, and Security Detection Systems	\$72,103,493	
6. Contract: Department of Defense DAAH2303C0345 Maint/Repair/Rebuild of Equipment- Aircraft and Airframe Structural Components	\$70,000,000	
7. Contract: Department of Defense W58RGZ10C0107 Maint/Repair/Rebuild of Equipment- Aircraft and Airframe Structural Components	\$69,277,000	
8. Contract: Department of Defense FA862011C4036 Support- Management: Logistics Support	\$59,000,000	
9. Contract: Department of Defense 1226 Maint/Repair/Rebuild of Equipment- Aircraft and Airframe Structural Components	\$58,379,165	
10. Contract: Department of Defense WA44 Miscellaneous Aircraft Accessories and Components	\$56,219,583	

Contracts Data Only

Top 5 Prime Award Type of Contracts Used

1.	Firm Fixed Price	\$4,235,656,178	
2.	Cost Plus Fixed Fee	\$1,246,007,072	
3.	Cost No Fee	\$729,326,525	
4.	Time and Materials	\$334,449,764	
5.	Labor Hours	\$108,068,637	

Top 5 Prime Award Contractors

1.	L-3 Communications Holdings INC.	\$6,970,666,441	
2.	L-3 Communications Holdings INC.	\$42,530,383	

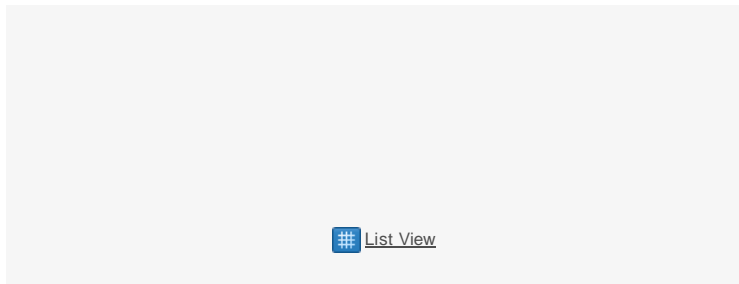
Top 5 Prime Award Products or Services Sold i

1.	Maint/Repair/Rebuild of Equipment-Aircraft and Airframe Structural Components	\$1,257,809,222	
2.	Electronic Countermeasures, Counter-Countermeasures and Quick Reaction Capability Equipment	\$493,414,571	
3.	Miscellaneous Aircraft Accessories and Components	\$479,380,218	
4.	Aircraft, Fixed Wing	\$470,780,898	
5.	Support- Professional: Engineering/Technical	\$304,564,032	

Top 5 Contract Sub-awardees

1.	L-3 Communications Holdings, INC.	\$95,505	
----	-----------------------------------	----------	--

Competition



* Click on the pie chart slice or the corresponding legend text for Competed/Not Competed Dollars to drill down more into "Dollars by Competition Type"

Prime Awards Timeline

- Contracts
- Grants
- Direct Payments
- Insurance
- Loans and Guarantees
- Others

List View

All prime awardee data as reported by agencies. The assistance prime awardee data includes agency submissions as of 11/21/2013 and the contracts prime awardee data includes procurement data downloaded from FPDS as of 11/22/2013. Please note that availability of DOD contracts prime awardee data is delayed by 90 days to protect operations tempo. All Sub-awardee data is based on prime awardee submissions from FSRS, for sub-contracts as of 11/21/2013 and for sub-grants as of 11/21/2013. For more information about the data, data sources, and data timeliness, please see [Learn](#).

The quality procurement data is maintained by the federal agencies by annual verification and validation of their data in FPDS. For more information on how the quality is maintained and what the government is doing in ensuring the quality please see [PDF](#).

**All Parent and Subsidiary Violations 2007-2012 contained in
Department of Labor enforcement data for Wage and Hour
Division and Occupational Safety and Health
Administration**

Occupational Safety and Health Administration (OSHA) Enforcement Data

InspectionID	CaseClosedDate	EstablishmentName	SumOfInitialPenalties	SumOfCurrentPenalties
315175240	2012-02-02	L-3 VERTEX AEROSPACE	\$39,690.00	\$26,090.00
309730828	2008-11-21	L3 COMMUNICATIONS UNIDYNE	\$10,125.00	\$6,075.00
308881572	2008-09-03	L3 COMMUNICATIONS COMBAT PROPULSION SYSTEMS	\$8,360.00	\$4,800.00
315344945	2012-11-19	L-3 COMMUNICATIONS	\$5,230.00	\$5,230.00
310471008	2008-11-10	L3 COMMUNICATIONS	\$5,000.00	\$3,000.00
314194044	2012-04-23	L-3 COMMUNICATIONS CORP	\$4,500.00	\$4,500.00
315317107	2012-08-30	L3 COMMUNICATIONS CORPORATION	\$3,655.00	\$1,125.00
312792641	2009-05-29	L-3 COMMUNICATIONS-VERTEX AEROSPACE	\$1,125.00	\$0.00
310297106	2009-09-21	POWER PARAGON INC	\$420.00	\$0.00
125946806	2008-10-14	L-3 COMMUNICATIONS ELECTRON TECHNOLOGIES INC	\$375.00	\$185.00
312767791	2009-03-23	L3 COMMUNICATIONS	\$225.00	\$225.00
Total	11 violations		\$78,705.00	\$51,230.00

Wage and Hour Division (WHD) Compliance Action Data

case_id	trade_nm	legal_name	bw_atp_amt	ee_atp_cnt	findings_start_date	findings_end_date
1647176	L-3 Communications Integrated Sys - Ft Bragg	L-3 Communications Vortex Aerospace, LLC	\$713,946.79	1005	9/1/2011	3/5/2012
1639234	L-3 Vertex	L-3 Communications Vertex Aerospace	\$261,899.07	361	9/11/2011	1/30/2012
1484216	L-3 Communications	L-3 Communications/Vertex	\$175,875.82	100	8/1/2005	7/31/2007
1573120	L-3 Vertex Aerospace	L-3 Communications Vertex Aerospace, LLC	\$166,667.47	105	9/1/2009	4/20/2010
1611588	L-3 Communications Vertex Aerospace	L-3 Communications Corporation	\$60,928.92	9	12/1/2010	3/31/2011
1511625	L-3 Communications - GS & ES	L-3 Services, Inc.	\$26,965.38	18	10/6/2006	12/31/2010
1646899	L-3 Communications Integrated Sys - Kentucky	L-3 Communications Vortex Aerospace, LLC	\$5,659.20	1	9/1/2011	3/7/2012
1595156	L3 Microdyne Outsourcing	Microdyne Outsourcing Inc.	\$4,504.81	42	12/4/2008	12/3/2010
1635763	L-3 Communications Aerospace LLC	L-3 Communications Systems Field Support	\$2,994.65	2	4/29/2011	2/15/2012
1532173	L-3 Vertex Contract Field Services	L-3 Communications Integrated Systems Vertex	\$1,445.94	3	2/1/2007	1/28/2009
1500588	Crestview Aerospace (L3 Communications)	L3 Communication Corporation	\$398.58	1	6/30/2006	3/25/2008
1673892	L3DC Enterprises, LLC	L3DC Enterprises, LLC	\$0.00	0	10/1/2012	11/1/2012
1520120	L3 Communications Integrated Systems	L-3 Communications Holdings, Inc.	\$0.00	0	12/14/2006	12/13/2008
1464523	L-3 Communications, Inc.	L-3 Communications, Inc.	\$0.00	0	1/25/2005	1/24/2007
1464579	L-3-Vertex Contract Field Services	L-3 Vertex Comm. Integrated Systems Vertex Ae	\$0.00	0	9/1/2006	3/26/2007
1472869	L-3 Vertex Contract Field Services	L-3 Communications Integrated Systems	\$0.00	0	10/9/2005	10/8/2007
1526967	L-3 Electron Technologies, Inc.	L-3 Communications Holdings, Inc.	\$0.00	0	9/9/2005	10/31/2008
1527284	L-3 Vertex Aerospace	L3Communications Verte4x Aerospace LLC	\$0.00	0	10/15/2006	10/14/2008
1544217	L-3 Communications		\$0.00	0	2/11/2008	12/13/2009
Total	19 violations		\$1,421,286.63	1647		

Lockheed Martin Corporation
(Sandia Corporation)
(Lockheed Martin Operations Support, Inc.)

Lockheed Martin Corporation

Legal Name of Company Identified in WHD Data: Sandia Corporation

Company Headquarters: Bethesda, Maryland

Industry: Defense

Company Overview: Lockheed Martin is a global security and aerospace company that employs about 120,000 people worldwide and is principally engaged in the research, design, development, manufacture, integration and sustainment of advanced technology systems, products and services. The majority of Lockheed Martin's business is with the U.S. Department of Defense and the U.S. federal government agencies. In fact, Lockheed Martin is the largest provider of IT services, systems integration, and training to the U.S. Government. The remaining portion of Lockheed Martin's business is comprised of international government and some commercial sales of products, services and platforms. They were the largest federal contractor in 2012.

Total Federal Contract Dollars 2012: \$35.8 billion

Main Contracting Agencies: Department of Defense

Primary Nature of Federal Contracts: Building fixed wing aircraft and operating government research and development facilities.

Lockheed Martin Operations Support, Inc.

An investigation by the U.S. Department of Labor's Wage and Hour Division resulted in the payment of \$723,685 in back wages owed to 35 employees of Lockheed Martin Operations Support. The focus on this investigation was the company's contract with the Transportation Security Administration to train personnel providing security at airports. The investigation found that 1) when employees worked 45 hours or more in a week, the rate of pay was typically less than the Service Contract Act minimum wage, 2) when hourly rated, some employees did not earn the full vacation benefit, and 3) Specialized Security Instructors were paid a salary for all hours worked and not paid a half-time premium for hours worked in excess of 40 in a work week.



Search

Prime Award Advanced Search Sub-award Advanced Search

NOTE: You must click [here](#) for very important D&B information.

Prime Award Spending Data

[View Sub-award Data](#)

FY 2012

Filters: **FY 2012** Contractor: **Lockheed Martin Corporation** [Clear All](#)

By Agency By Prime Awardee By Location

[Report Data Issues](#)

View: **Expanded Summary**

Jump to: [All Spending Data](#) | [Contracts Data Only](#) | [Assistance Data Only](#) | [Export](#)

Total Dollars: \$35,812,738,171	Number of Transactions: 21,487	Total Sub-Award Dollars: \$323,491	Number of Sub-Award Reports: 1
-------------------------------------------	------------------------------------------	----------------------------------------------	------------------------------------------

All Spending Data

LOCKHEED MARTIN CORPORATION

Top 5 Prime Award Recipient Locations (States)

1. Texas	\$11,587,678,876	
2. California	\$4,382,346,454	
3. Maryland	\$2,990,874,921	
4. New Jersey	\$2,989,318,661	
5. New Mexico	\$2,577,330,437	

Top 5 Prime Award Major Agencies

1. Department of Defense	\$28,848,997,227	
2. Department of Energy	\$2,914,252,054	
3. National Aeronautics and Space Administration	\$1,617,549,315	
4. Department of Transportation	\$675,661,310	
5. Department of Homeland Security	\$536,765,829	

Top 5 Prime Award Sub Agencies

1. Department of the Navy	\$11,451,146,867	
2. Department of the Air Force	\$9,152,258,286	
3. Department of the Army	\$4,954,320,830	
4. Department of Energy	\$2,914,252,054	
5. Missile Defense Agency (Mda)	\$2,138,203,588	

Top 10 Prime Awards in FY2012

1. Contract: Department of Defense N0001910C0002 Aircraft, Fixed Wing	\$1,592,408,644	
2. Contract: Department of Defense HQ014707C0196 Guided Missiles	\$717,026,000	
3. Contract: Department of Energy DEAC0494AL85000 Oper of Govt R&d Goco Facilities	\$705,061,951	
4. Contract: Department of Defense Guided Missile Components	\$605,998,104	
5. Contract: Department of Defense N0001909C0010 Aircraft, Fixed Wing	\$598,468,898	
6. Contract: Department of Defense FA862507C6471 Aircraft, Fixed Wing	\$582,951,546	
7. Contract: Department of Defense N0003012C0100 Guided Missile Components	\$545,112,356	
8. Contract: Department of Defense FA861512C6016	\$500,000,000	
9. Contract: Department of Defense N0001912C0004 Aircraft, Fixed Wing	\$489,528,000	
10. Contract: Department of Defense N0001902C3002 R&d- Defense System: Aircraft (Operational Systems Development)	\$454,150,202	

Contracts Data Only

Top 5 Prime Award Type of Contracts Used

1. Firm Fixed Price	\$10,432,573,138	
2. Cost Plus Award Fee	\$7,741,236,618	
3. Cost Plus Incentive	\$5,983,868,747	
4. Fixed Price Incentive	\$5,746,884,794	
5. Cost Plus Fixed Fee	\$4,290,914,007	

Top 5 Prime Award Contractors

1. Lockheed Martin Corporation	\$35,812,738,171	
2. Lockheed Martin Corporation	\$170,399,390	

Top 5 Prime Award Products or Services Sold

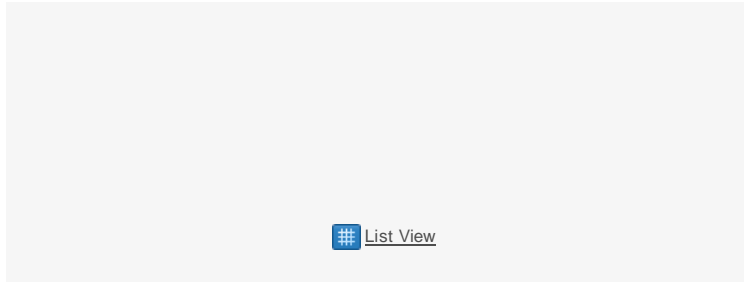
1. Aircraft, Fixed Wing	\$8,041,365,638	
-------------------------	-----------------	--

Top 5 Contract Sub-awardees

1. Lockheed Martin Corporation	\$323,491	
--------------------------------	-----------	--

2.	Oper of Govt R&d Goco Facilities	\$2,577,749,437	
3.	Guided Missile Components	\$2,070,608,271	
4.	R&d- Defense System: Aircraft (Operational Systems Development)	\$1,790,515,622	
5.	Guided Missiles	\$1,402,071,609	

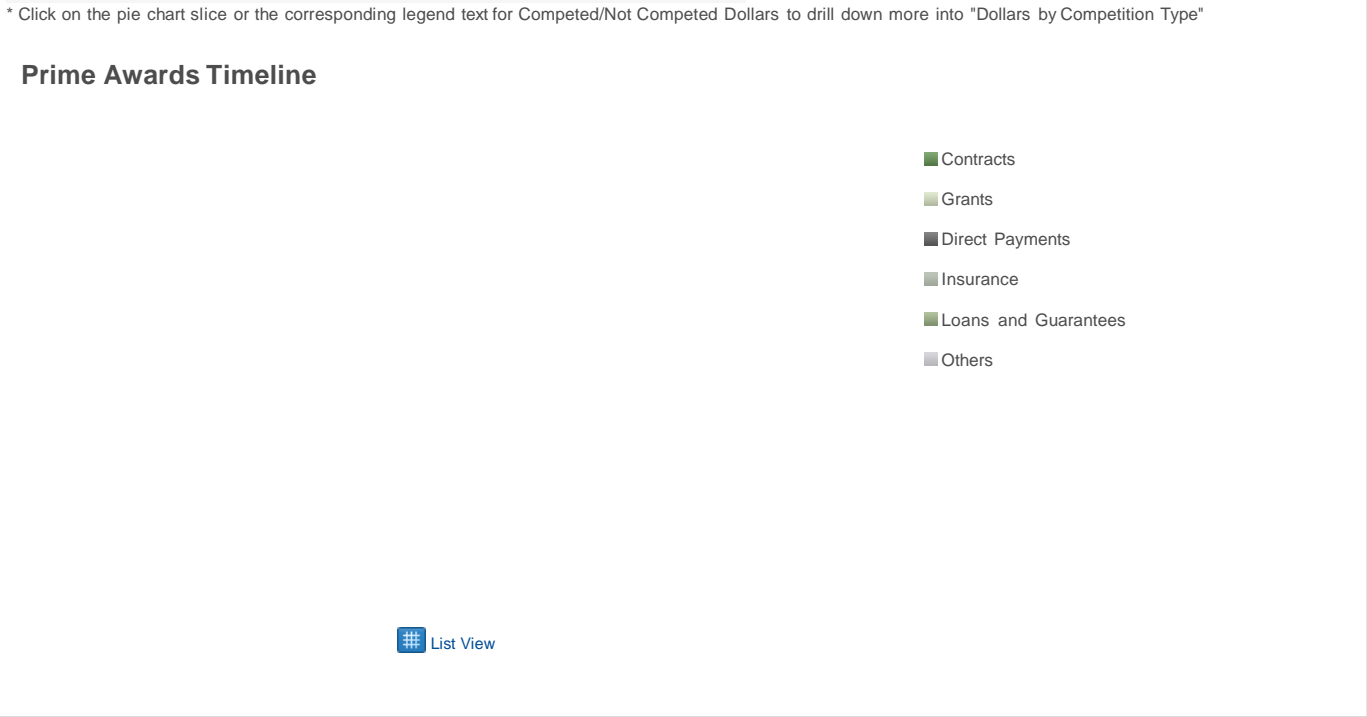
Competition



* Click on the pie chart slice or the corresponding legend text for Completed/Not Completed Dollars to drill down more into "Dollars by Competition Type"

Prime Awards Timeline

- Contracts
- Grants
- Direct Payments
- Insurance
- Loans and Guarantees
- Others



All prime awardee data as reported by agencies. The assistance prime awardee data includes agency submissions as of 11/21/2013 and the contracts prime awardee data includes procurement data downloaded from FPDS as of 11/22/2013. Please note that availability of DOD contracts prime awardee data is delayed by 90 days to protect operations tempo. All Sub-awardee data is based on prime awardee submissions from FSRS, for sub-contracts as of 11/21/2013 and for sub-grants as of 11/21/2013. For more information about the data, data sources, and data timeliness, please see [Learn](#).

The quality procurement data is maintained by the federal agencies by annual verification and validation of their data in FPDS. For more information on how the quality is maintained and what the government is doing in ensuring the quality please see [PDF](#).

[About](#) | [Opportunities](#) | [FAQs](#) | [Feedback](#) | [Accessibility](#) | [Privacy Policy](#) | [Disclaimer](#)



**All Parent and Subsidiary Violations 2007-2012 contained in
Department of Labor enforcement data for Wage and Hour
Division and Occupational Safety and Health
Administration**

Occupational Safety and Health Administration (OSHA) Enforcement Data

InspectionID	CaseClosedDate	EstablishmentName	SumOfInitialPenalties	SumOfCurrentPenalties
311954093	2010-09-21	LOCKHEED MARTIN AERONAUTICS COMPANY	\$18,000.00	\$9,000.00
312947773	2009-07-09	LOCKHEED MARTIN ASPEN SYSTEMS CORPORATION	\$15,875.00	\$6,587.50
311095533	2012-01-04	LOCKHEED MARTIN INC	\$9,350.00	\$4,675.00
333290013	2012-07-12	KELLY AVIATION CENTER, LP LOCKHEED MARTIN	\$9,000.00	\$7,000.00
312675184	2009-01-06	LOCKHEED MARTIN	\$9,000.00	\$5,400.00
314736794	2011-01-28	LOCKHEED MARTIN COMPANY	\$7,650.00	\$7,650.00
331910646	2012-04-20	LOCKHEED MARTIN, RTS-MEDICAL-CAMP PARKS, CSTC	\$6,750.00	\$6,075.00
315629378	2012-03-13	KELLY AVIATION CENTER, LP LOCKHEED MARTIN	\$4,000.00	\$4,000.00
311095558	2012-01-04	LOCKHEED MARTIN	\$3,740.00	\$2,625.00
314964347	2010-12-07	LOCKHEED MARTIN	\$3,500.00	\$0.00
331910638	2012-04-30	LOCKHEED MARTIN, RTS-MEDICAL-CAMP PARKS, CSTC	\$1,912.50	\$1,912.50
310995840	2010-05-06	LOCKHEED MARTIN	\$1,500.00	\$1,125.00
312430127	2009-10-07	LOCKHEED MARTIN AERONAUTICS COMPANY	\$1,500.00	\$0.00
310915517	2007-09-25	LOCKHEED MARTIN	\$1,125.00	\$1,125.00
2328524		LOCKHEED SPACE OPERATIONS COMPANY	\$660.00	\$660.00
1811157		LOCKHEED CALIFORNIA COMPANY	\$640.00	\$640.00
1522796		LOCKHEAD CALIFORNIA COMPANY	\$490.00	\$490.00
1811330		LOCKHEED CALIFORNIA COMPANY	\$420.00	\$420.00
Total	18 violations		\$95,112.50	\$59,385.00

Wage and Hour Division (WHD) Compliance Action Data

case_id	trade_nm	legal_name	bw_atp_amt	ee_atp_cnt	findings_start_date	findings_end_date
1462845	Sandia National Laboratories	Sandia Corporation	\$2,023,670.83	2564	5/22/2006	5/21/2008
1558621	Lockheed Martin Operations Support, Inc.	Lockheed Martin Operations Support, Inc.	\$723,685.52	35	5/1/2005	2/13/2009
1531059	Sandia National Labs II	Sandia National Laboratories	\$53,576.57	93	5/22/2006	5/21/2008
1599154	Lockheed Martin Inc.	Lockheed Martin Inc.	\$46,578.18	5	4/18/2009	4/17/2011
1637294	Lockheed Martin	Lockheed Martin Corporation	\$40,166.88	5	10/1/2010	9/30/2012
1542737	Lockheed Martin	Lockheed Martin Corporation	\$39,140.59	3	7/29/2007	7/27/2009
1471893	Lockheed Martin Services, Inc.	Lockheed Martin Services, Inc.	\$36,216.75	1	2/6/2005	5/13/2007
1570088	Lockheed Martin Operations Support Inc.	Lockheed Martin Operations Support Inc.	\$36,182.39	4	9/30/2007	9/29/2009
1647281	Lockheed Martin	Lockheed Martin Corporation	\$31,058.44	6	10/2/2011	6/10/2012
1674990	Lockheed Martin Government Services, Inc.	Lockheed Martin Government Services, Inc.	\$24,826.80	5	11/6/2010	11/10/2012
1436233	Lockheed Martin	Lockheed Martin Informations Technology	\$21,330.25	5	5/21/2007	5/20/2008
1548449	Lockheed Martin-ISGS-patient care	Lockheed Martin Services, Inc.	\$18,458.07	13	9/22/2008	10/24/2009
1599756	Lockheed Martin	Lockheed Martin Corporation	\$9,837.08	3	6/1/2010	3/27/2011
1471733	L M Systems Management	Lockheed Martin Operations Support, Inc	\$8,425.98	7	10/1/2006	9/30/2007
1506861	Lockheed Martin Corporation	Lockheed Martin Corporation	\$7,249.45	10	1/1/2007	12/31/2007
1611064	Lockheed Martin	Lockheed Martin GTL Services	\$5,472.17	91	9/26/2009	1/22/2012
1514351	Lockheed Martin Corp.	Lockheed Martin Corp.	\$4,554.12	1	10/4/2006	4/1/2007
1669991	Lockheed Martin Services, Inc		\$1,838.46	16	6/20/2011	3/25/2012
1628501	Lockheed Martin	Lockheed Martin Corporation	\$1,469.67	7	11/3/2009	11/2/2011
1669980	Lockheed Martin Corporation - GTL		\$692.19	13	8/1/2011	12/11/2011
1525780	Lockheed Martin	Lockheed Martin Corporation	\$0.00	0	11/12/2006	11/2/2008
1534094	Lockheed Martin	Lockheed Martin Aeronotics	\$0.00	0	11/1/2007	5/30/2008
1674685	Lockheed Martin	Lockheed Martin Corporation	\$0.00	0	12/11/2010	12/10/2012
1535312	Lockheed Martin	Lockheed Martin	\$0.00	0	1/29/2009	4/17/2009
1509656	Lockheed Martin	Lockheed Martin Corporation	\$0.00	0	7/27/2007	7/30/2008
1612028	Lockheed Martin	Lockheed Martin Service Inc.	\$0.00	0	10/1/2010	3/13/2011
1541371	Lockheed Martin Corporation	Lockheed Martin Corporation	\$0.00	0	9/2/2008	9/1/2009
1582383	Lockheed Martin Corporation	Lockheed martin Corporation	\$0.00	0	12/22/2008	12/21/2010
1599174	Lockheed Martin Corporation	Lockheed Martin Corporation	\$0.00	0	5/5/2009	5/3/2011

1608160	Lockheed Martin Corporation	Lockheed Martin Corporation dba Lockheed Mart	\$0.00	0	4/5/2009	4/3/2011
1634478	Lockheed Martin Corporation	Lockheed Martin Global Training & Logistics	\$0.00	0	9/26/2011	2/23/2012
1562774	Lockheed Martin Flight Services	Lockheed Martin Flight Services	\$0.00	0	10/26/2007	9/30/2009
1335953	Lockheed Martin Government Services, Inc.	Lockheed Martin Government Services, Inc.	\$0.00	0	1/17/2002	1/16/2004
Total	33 violations		\$3,134,430.39	2887		

Louis Dreyfus Group
(Imperial Sugar Company; Imperial-Savannah, LP)

Louis Dreyfus Group

Name of Company Identified in OSHA Data: Imperial Sugar Company; Imperial-Savannah, L.P.

Company Headquarters: Paris, France

Industry: Energy trading, raw materials, and commodities

Company Overview: Louis Dreyfus is French company involved in agriculture, oil, energy and commodities, international shipping, telecommunications, and real estate. Imperial Sugar was acquired by the Louis Dreyfus Group in 2012.

Total Federal Contract Dollars 2012: \$94.8 million

Main Contracting Agencies: Department of Agriculture

Primary Nature of Federal Contracts: Provides miscellaneous crude agricultural and forestry products.

Imperial Sugar Company: Imperial-Savannah, L.P.

Following an explosion and fire on February 7, 2008 at the Port Wentworth, Georgia Imperial Sugar refinery that claimed the lives of 13 employees and hospitalized 40 others, OSHA issued citations and initial penalties of \$8.7 million against the Imperial Sugar Co. and two affiliates. The initial penalty determination included \$5.06 million in penalties for safety violations at the Port Wentworth refinery and \$3.7 million for safety violations found at the Gramercy, Louisiana refinery.

The citations included 108 instances of willful violations related to the combustible dust hazard, including the failure to clean up dust and not using appropriate equipment or safeguards where combustible dust is present. Inspections of both facilities found that there were large accumulations of combustible sugar dust in workrooms, on electrical motors and on other equipment. The investigation also determined that officials at the company were aware of these conditions, but took no action reasonably directed at reducing the obvious hazards.



Search

Prime Award Advanced Search Sub-award Advanced Search

NOTE: You must click [here](#) for very important D&B information.

Prime Award Spending Data

[View Sub-award Data](#)

FY 2012

Filters: **FY 2012** Contractor: **Louis Dreyfus Holding B.V.**

By Agency By Prime Awardee By Location

View: **Expanded Summary**

Jump to: [All Spending Data](#) | [Contracts Data Only](#) | [Assistance Data Only](#)

Total Dollars: \$94,818,568	Number of Transactions: 11	Total Sub-Award Dollars: \$0	Number of Sub-Award Reports: 0
---------------------------------------	--------------------------------------	----------------------------------------	------------------------------------------

All Spending Data

LOUIS DREYFUS HOLDING B.V.

Top 5 Prime Award Recipient Locations (States)

1. Connecticut	\$94,818,568	<div style="width: 100%;"></div>
2. Texas	\$2,025,109	<div style="width: 2%;"></div>

Top 5 Prime Award Major Agencies

1. Department of Agriculture	\$94,818,568	<div style="width: 100%;"></div>
2. Department of Defense	\$2,025,109	<div style="width: 2%;"></div>

Top 5 Prime Award Sub Agencies

1. Farm Service Agency	\$94,813,568	<div style="width: 100%;"></div>
2. Defense Commissary Agency (Deca)	\$2,025,109	<div style="width: 2%;"></div>
3. Agricultural Marketing Service	\$5,000	<div style="width: 0%;"></div>

Top 10 Prime Awards in FY2012

1.	Contract: Department of Agriculture AGINTBP120090 Miscellaneous Crude Agricultural and Forestry Products	\$16,066,571	<div style="width: 16%;"></div>
2.	Contract: Department of Agriculture AGINTBP120061 Miscellaneous Crude Agricultural and Forestry Products	\$13,824,000	<div style="width: 14%;"></div>
3.	Contract: Department of Agriculture Miscellaneous Crude Agricultural and Forestry Products	\$13,210,504	<div style="width: 14%;"></div>
4.	Contract: Department of Agriculture AGINTBP120093 Miscellaneous Crude Agricultural and Forestry Products	\$12,730,500	<div style="width: 13%;"></div>
5.	Contract: Department of Agriculture AGINTBP120050 Miscellaneous Crude Agricultural and Forestry Products	\$11,417,172	<div style="width: 12%;"></div>
6.	Contract: Department of Agriculture AGINTBP120078 Miscellaneous Crude Agricultural and Forestry Products	\$8,263,178	<div style="width: 9%;"></div>
7.	Contract: Department of Agriculture AGINTBP120071 Miscellaneous Crude Agricultural and Forestry Products	\$6,501,487	<div style="width: 7%;"></div>
8.	Contract: Department of Agriculture AGINTBP120072 Miscellaneous Crude Agricultural and Forestry Products	\$5,549,586	<div style="width: 6%;"></div>
9.	Contract: Department of Agriculture AGINTBP120088 Miscellaneous Crude Agricultural and Forestry Products	\$3,650,000	<div style="width: 4%;"></div>
10.	Contract: Department of Agriculture AGINTBP120054 Miscellaneous Crude Agricultural and Forestry Products	\$3,600,570	<div style="width: 4%;"></div>

Contracts Data Only

Top 5 Prime Award Type of Contracts Used

1. Firm Fixed Price	\$96,843,677	<div style="width: 102%;"></div>
---------------------	--------------	----------------------------------

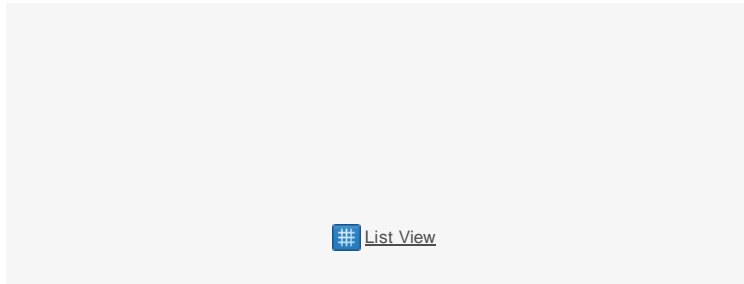
Top 5 Prime Award Contractors

1. Louis Dreyfus Holding B.V.	\$94,818,568	<div style="width: 100%;"></div>
2. Ldc Holding INC.	\$2,025,109	<div style="width: 2%;"></div>

Top 5 Prime Award Products or Services Sold i

1.	Miscellaneous Crude Agricultural and Forestry Products	\$94,813,568	
2.	Meat, Poultry, and Fish	\$2,025,109	
3.	Fibers: Vegetable, Animal, and Synthetic	\$5,000	

Competition



List View

* Click on the pie chart slice or the corresponding legend text for Completed/Not Completed Dollars to drill down more into "Dollars by Competition Type"

Prime Awards Timeline

- Contracts
- Grants
- Direct Payments
- Insurance
- Loans and Guarantees
- Others

List View

All prime awardee data as reported by agencies. The assistance prime awardee data includes agency submissions as of 11/21/2013 and the contracts prime awardee data includes procurement data downloaded from FPDS as of 11/22/2013. Please note that availability of DOD contracts prime awardee data is delayed by 90 days to protect operations tempo. All Sub-awardee data is based on prime awardee submissions from FSRS, for sub-contracts as of 11/21/2013 and for sub-grants as of 11/21/2013. For more information about the data, data sources, and data timeliness, please see [Learn](#).

The quality procurement data is maintained by the federal agencies by annual verification and validation of their data in FPDS. For more information on how the quality is maintained and what the government is doing in ensuring the quality please see [PDF](#).

[About](#) | [Opportunities](#) | [FAQs](#) | [Feedback](#) | [Accessibility](#) | [Privacy Policy](#) | [Disclaimer](#)



**All Parent and Subsidiary Violations 2007-2012 contained in
Department of Labor enforcement data for Wage and Hour
Division and Occupational Safety and Health
Administration**

Occupational Safety and Health Administration (OSHA) Enforcement Data

InspectionID	CaseClosedDate	EstablishmentName	SumOfInitialPenalties	SumOfCurrentPenalties
310988712	2011-05-27	IMPERIAL SUGAR COMPANY; IMPERIAL-SAVANNAH, L.P.	\$5,062,000.00	\$4,050,000.00
311522858	2012-02-13	IMPERIAL SUGAR COMPANY; IMPERIAL-SAVANNAH, L.P.: I	\$3,715,500.00	\$2,000,000.00
313031213		IMPERIAL SUGAR CO.	\$12,000.00	\$7,200.00
310212501	2007-06-27	LOUIS DREYFUS CITRUS INC.	\$9,800.00	\$9,800.00
332790831	2012-10-05	LD COMMODITIES, BEAUMONT EXPORT ELEVATOR, LLC	\$3,187.50	\$3,187.50
311088827	2008-11-10	LOUIS DREYFUS CITRUS INC.	\$1,625.00	\$1,219.00
310695432	2007-08-08	LOUIS DREYFUS CORP	\$150.00	\$150.00
Total	7 violations		\$8,804,262.50	\$6,071,556.50

Wage and Hour Division (WHD) Compliance Action Data

case_id	trade_nm	legal_name	bw_atp_amt	ee_atp_cnt	findings_start_date	findings_end_date
1669276	Louis Dreyfus Citrus, Inc.	Louis Dreyfus Citrus, Inc.	\$0.00		9/24/2010	9/23/2012
Total	1 violation		\$0.00			

Management and Training Corporation
(Management & Training Corp.)

Management & Training Corporation

Legal Name of Company Identified in WHD Data: Management & Training Corp.

Company Headquarters: Centerville, Utah

Industry: Job training and workforce development, private prisons

Company Overview: Management & Training Corporation (MTC) was founded in 1981 and is a privately held company that operates Job Corps, corrections, medical, and international workforce development contracts. The company employs more than 9,000 people around the world. They are also the third largest private operator in the world of private adult correctional facilities.

Total Federal Contract Dollars 2012: \$348 million

Main Contracting Agencies: Department of Labor and Department of Justice

Primary Nature of Federal Contracts: State, local and federal prison and detention facilities and job corps centers.

Management & Training Corporation

A total of 1,716 Management & Training (MTC) employees at the Willacy County Correctional Center were underpaid by approximately \$21 million because U.S. Immigration and Customs Enforcement (ICE) instructed MTC to pay them about \$8.50 an hour, instead of the federal wage scale of about \$12 an hour. ICE had failed to include the Service Contract Act stipulation in contract and was forced to pay the workers at the facility approximately \$21 million in back pay.



Search

Prime Award Advanced Search Sub-award Advanced Search

NOTE: You must click [here](#) for very important D&B information.

Prime Award Spending Data

[View Sub-award Data](#)

FY 2012

Filters: **FY 2012** Contractor: **Management & Training Corporation**

By Agency By Prime Awardee By Location

[Report Data Issues](#)

View: **Expanded Summary**

Jump to: [All Spending Data](#) | [Contracts Data Only](#) | [Assistance Data Only](#) | [Export](#)

Total Dollars: \$347,784,530	Number of Transactions: 227	Total Sub-Award Dollars: \$0	Number of Sub-Award Reports: 0
----------------------------------------	---------------------------------------	----------------------------------------	------------------------------------------

All Spending Data

MANAGEMENT & TRAINING CORPORATION

Top 5 Prime Award Recipient Locations (States)

1. Utah	\$347,784,530	
---------	---------------	--

Top 5 Prime Award Major Agencies

1. Department of Labor	\$286,597,030	
2. Department of Justice	\$61,187,152	
3. Department of Homeland Security	\$348	

Top 5 Prime Award Sub Agencies

1. Employment and Training Administration	\$286,597,030	
2. Federal Prison System	\$61,187,152	
3. U.S. Immigration and Customs Enforcement	\$348	
4. Offices, Boards and Divisions	\$0	

Top 10 Prime Awards in FY2012

1. Contract: Department of Justice DJBPCCMNP10048 Social- Social Rehabilitation	\$49,613,546	
2. Contract: Department of Labor DOLJ11F6TX018 Oper of Govt Other Educational Bldg	\$11,470,182	
3. Contract: Department of Labor DOLJ11F6TX018 Oper of Govt Other Educational Bldg	\$11,072,480	
4. Contract: Department of Labor DOLJ11F6TX018 Oper of Govt Other Educational Bldg	\$10,663,723	
5. Contract: Department of Labor DOLJ08PA00005 Oper of Govt Other Educational Bldg	\$9,441,651	
6. Contract: Department of Labor DOLJ08PA00005 Oper of Govt Other Educational Bldg	\$7,911,071	
7. Contract: Department of Labor DOLJ08PA00005 Oper of Govt Other Educational Bldg	\$7,811,547	
8. Contract: Department of Labor DOLJ10F6UT014 Oper of Govt Other Educational Bldg	\$7,367,186	
9. Contract: Department of Labor DOLJ10F6UT014 Oper of Govt Other Educational Bldg	\$7,363,073	
10. Contract: Department of Labor DOLJ10F6UT014 Oper of Govt Other Educational Bldg	\$7,133,317	

Contracts Data Only

Top 5 Prime Award Type of Contracts Used

1. Cost Plus Incentive	\$268,451,683	
2. Firm Fixed Price	\$58,120,992	
3. Cost Plus Fixed Fee	\$18,145,347	
4. Fixed Price Incentive	\$1,847,746	
5. Fixed Price Award Fee	\$1,218,763	

Top 5 Prime Award Contractors

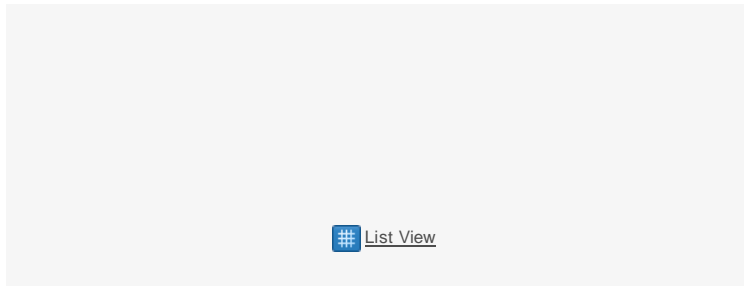
1. Management & Training Corporation	\$347,784,530	
--------------------------------------	---------------	--

Top 5 Prime Award Products or Services Sold

1. Oper of Govt Other Educational Bldg	\$237,790,654	
2. Social- Social Rehabilitation	\$61,187,152	

3.	Operation of Other Educational Buildings	\$30,160,949	
4.	Education/Training-Vocational/Technical	\$16,774,895	
5.	Education/Training- Other	\$1,870,532	

Competition



* Click on the pie chart slice or the corresponding legend text for Completed/Not Completed Dollars to drill down more into "Dollars by Competition Type"

Prime Awards Timeline

- Contracts
- Grants
- Direct Payments
- Insurance
- Loans and Guarantees
- Others



All prime award data as reported by agencies. The assistance prime award data includes agency submissions as of 11/21/2013 and the contracts prime award data includes procurement data downloaded from FPDS as of 11/22/2013. Please note that availability of DOD contracts prime award data is delayed by 90 days to protect operations tempo. All Sub-award data is based on prime award submissions from FSRS, for sub-contracts as of 11/21/2013 and for sub-grants as of 11/21/2013. For more information about the data, data sources, and data timeliness, please see [Learn](#).

The quality procurement data is maintained by the federal agencies by annual verification and validation of their data in FPDS. For more information on how the quality is maintained and what the government is doing in ensuring the quality please see [PDF](#).

[About](#) | [Opportunities](#) | [FAQs](#) | [Feedback](#) | [Accessibility](#) | [Privacy Policy](#) | [Disclaimer](#)



**All Parent and Subsidiary Violations 2007-2012 contained in
Department of Labor enforcement data for Wage and Hour
Division and Occupational Safety and Health
Administration**

Occupational Safety and Health Administration (OSHA) Enforcement Data

InspectionID	CaseClosedDate	EstablishmentName	SumOfInitialPenalties	SumOfCurrentPenalties
335672192	2012-10-02	MANAGEMENT & TRAINING CORPORATION	\$2,550.00	\$1,530.00
308326966	2008-04-24	MTC	\$2,275.00	\$1,875.00
314676933	2011-05-13	MTC LLC	\$1,800.00	\$720.00
314528613	2010-08-03	MTC INC	\$1,625.00	\$1,625.00
2631018		HAWAII JOB CORPS CENTER	\$560.00	\$560.00
Total	5 violations		\$8,810.00	\$6,310.00

Wage and Hour Division (WHD) Compliance Action Data

case_id	trade_nm	legal_name	bw_atp_amt	ee_atp_cnt	findings_start_date	findings_end_date
1473243	Management & Training Corp.	Management & Training Corp.	\$20,998,873.07	1716	8/1/2006	12/31/2009
1517891	MTC	Management & Training Corporation	\$189,382.85	58	8/20/2007	11/16/2009
1567325	MTC East Texas Treatment Facility	Management & Training Corporation	\$133,237.99	100	7/15/2008	7/13/2010
1585093	Management & Training Corporation	Management & Training Corporation	\$126,635.31	256	4/1/2008	8/31/2010
1595122	Keystone Job Corps Center	Management & Training Corporation	\$28,634.45	53	11/16/2008	11/15/2010
1607833	Management & Training Corporation	Management & Training Corporaton	\$26,163.20	34	1/27/2009	1/26/2011
1629213	MTC (Taft Correctional Institution)	Management and Training Corporation	\$18,107.49	3	9/1/2009	8/31/2011
1515354	Management & Training Corporation	Management & Training Corporation	\$3,722.40	1	5/7/2006	5/7/2008
1591162	Management and Training Corporation	Management and Training Corporation	\$2,765.57	1	9/19/2008	9/17/2010
1640738	Management and Training Corp (Giles Dalby)	Management and Training Corporation	\$1,697.33	1	12/28/2009	12/27/2011
1681809	Management & Training Corporation	Management & Training Corporation	\$0.00	0	11/1/2010	11/1/2012
1637259	Taft Correctional Institution	Management and Training Corporation	\$0.00	0	1/9/2010	1/8/2012
1643360	Management Training Corp-Taft Correctional In	Management and Training Corporation	\$0.00	0	2/1/2010	2/1/2012
Total	13 violations		\$21,529,219.66	2223		

ManpowerGroup Inc.
(Manpower, Inc.)

ManpowerGroup Inc.

Legal Name of Company Identified in WHD Data: Manpower, Inc.

Company Headquarters: Milwaukee, WI

Industry: Workforce procurement/personnel

Company Overview: Manpower is a publicly traded company human resources consulting firm.

The company provides recruitment and assessment services, training and development, career management, outsourcing, and workforce consulting. Manpower has over 3,900 offices in 82 countries and was founded in 1948.

Total Federal Contract Dollars 2012: \$3.9 million

Main Contracting Agencies: Department of Justice and Department of Agriculture

Primary Nature of Federal Contracts: Professional support services and translation and interpreting.

Manpower, Inc.

An investigation by the U.S. Department of Labor's Wage and Hour Division found that violations existed with regard to all employees performing work on a contract for temporary staffing between Manpower and the US Postal Services. It was determined that 6,455 employees were due over \$2.8 million in minimum wage underpayments, 7,212 employees were due over \$1.6 million in fringe benefit underpayments, and overtime back wages amounting to \$388,327 were due 6,171 employees.

The contracting officer stated that the nature of violation was inadvertent and due to a failure of the U.S. Postal Service to insert the appropriate wage determination upon extension of the contract beyond its original term. Manpower agreed to pay all back wages due.



Search

Prime Award Advanced Search Sub-award Advanced Search

NOTE: You must click [here](#) for very important D&B information.

Prime Award Spending Data

[View Sub-award Data](#)

FY 2012

Filters: FY 2012 Contractor: **Manpower INC.**

By Agency By Prime Awardee By Location

View:

Jump to: [All Spending Data](#) | [Contracts Data Only](#) | [Assistance Data Only](#) |

Total Dollars: \$3,855,662	Number of Transactions: 98	Total Sub-Award Dollars: \$0	Number of Sub-Award Reports: 0
--------------------------------------	--------------------------------------	----------------------------------------	------------------------------------------

All Spending Data

MANPOWER INC.

Top 5 Prime Award Recipient Locations (States)

1. Arizona	\$2,466,309	
2. Virginia	\$847,014	
3. Wisconsin	\$542,338	

Top 5 Prime Award Major Agencies

1. Department of Justice	\$3,217,954	
2. Department of Agriculture	\$536,531	
3. Department of Defense	\$71,155	
4. Equal Employment Opportunity Commission	\$50,896	
5. Smithsonian Institution	\$34,230	

Top 5 Prime Award Sub Agencies

1. Federal Bureau of Investigation	\$2,377,954	
2. Offices, Boards and Divisions	\$840,000	
3. Forest Service	\$541,058	
4. Department of the Air Force	\$71,155	
5. Equal Employment Opportunity Commission	\$50,896	

Top 10 Prime Awards in FY2012

1. Contract: Department of Justice DJF22G100997 Support- Professional: Other	\$2,029,454	
2. Contract: Department of Justice DJF22G101012 Support- Professional: Other	\$348,500	
3. Contract: Department of Justice DJJ14300009 Support- Administrative: Translation	\$275,000	
4. Contract: Department of Justice DJJ14300010 Support- Administrative: Translation and Interpreting	\$180,000	
5. Contract: Department of Justice DJJ23210001 Support- Administrative: Translation and Interpreting	\$150,000	
6. Contract: Department of Justice DJJ23210002 Support- Administrative: Translation and Interpreting	\$100,000	
7. Contract: Department of Justice DJJ23210001 Support- Administrative: Translation and Interpreting	\$100,000	
8. Contract: Department of Defense FA862511F6450 Support- Administrative: Translation and Interpreting	\$71,155	
9. Contract: Department of Agriculture AG82A7K120199 Support- Professional: Other	\$47,376	
10. Contract: Department of Agriculture AG82A7K120147 Support- Professional: Other	\$38,093	

Contracts Data Only

Top 5 Prime Award Type of Contracts Used

1. Labor Hours	\$2,377,954	
2. Firm Fixed Price	\$746,552	
3. Time and Materials	\$731,155	
4. Order Dependent (ldv Only)	\$0	
5. Fixed Price with Economic Price	\$0	

Top 5 Prime Award Contractors

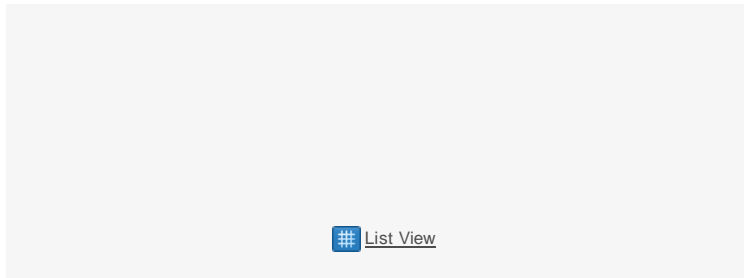
1. Manpower INC.	\$3,855,662	
------------------	-------------	--

Adjustment

Top 5 Prime Award Products or Services Sold i

1.	Support- Professional: Other	\$2,743,653	
2.	Support- Administrative: Translation and Interpreting	\$935,369	
3.	R&d- Defense Other: Services (Management/Support)	\$175,359	
4.	Support- Professional: Legal	\$50,896	
5.	Support- Professional: Program Management/Support	\$34,230	

Competition



* Click on the pie chart slice or the corresponding legend text for Competed/Not Competed Dollars to drill down more into "Dollars by Competition Type"

Prime Awards Timeline

- Contracts
- Grants
- Direct Payments
- Insurance
- Loans and Guarantees
- Others

List View

All prime awardee data as reported by agencies. The assistance prime awardee data includes agency submissions as of 11/23/2013 and the contracts prime awardee data includes procurement data downloaded from FPDS as of 11/24/2013. Please note that availability of DOD contracts prime awardee data is delayed by 90 days to protect operations tempo. All Sub-awardee data is based on prime awardee submissions from FSRS, for sub-contracts as of 11/23/2013 and for sub-grants as of 11/23/2013. For more information about the data, data sources, and data timeliness, please see [Learn](#).

The quality procurement data is maintained by the federal agencies by annual verification and validation of their data in FPDS. For more information on how the quality is maintained and what the government is doing in ensuring the quality please see [PDF](#).

[About](#) | [Opportunities](#) | [FAQs](#) | [Feedback](#) | [Accessibility](#) | [Privacy Policy](#) | [Disclaimer](#)



**All Parent and Subsidiary Violations 2007-2012 contained in
Department of Labor enforcement data for Wage and Hour
Division and Occupational Safety and Health
Administration**

Occupational Safety and Health Administration (OSHA) Enforcement Data

InspectionID	CaseClosedDate	EstablishmentName	SumOfInitialPenalties	SumOfCurrentPenalties
314758707		MANPOWER	\$26,000.00	\$26,000.00
311067094	2009-06-09	MANPOWER	\$21,375.00	\$8,245.00
301279311		MANPOWER INC	\$13,750.00	\$500.00
310080247	2008-04-15	MANPOWER INC.	\$11,700.00	\$4,500.00
311188155	2010-05-07	MANPOWER INC.	\$10,250.00	\$0.00
308545359	2008-09-08	THE GREENWOOD GROUP, INC. DBA MANPOWER, INC.	\$8,580.00	\$0.00
312310022		MANPOWER INC	\$5,795.00	\$5,795.00
314792078	2012-09-08	MANPOWER	\$5,750.00	\$4,750.00
314377714	2012-03-09	MANPOWER, INC.	\$5,600.00	\$0.00
309301497	2010-02-09	MANPOWER INC	\$5,245.00	\$185.00
312433360		MANPOWER STAFFING, INC.	\$5,000.00	\$5,000.00
125882019	2007-07-10	CLMP LIMITED DBA MANPOWER OF TEMECULA	\$5,000.00	\$0.00
308683101	2008-01-04	MANPOWER INC	\$3,150.00	\$0.00
122409899	2008-03-05	MANPOWER, INC.	\$2,625.00	\$2,625.00
310197736	2009-03-25	MANPOWER INC.	\$1,875.00	\$560.00
308166222	2009-04-15	MANPOWER INC	\$1,800.00	\$1,800.00
308167279	2008-12-23	MANPOWER INC	\$1,500.00	\$0.00
125984559	2010-09-13	MANPOWER	\$1,495.00	\$1,495.00
312710932	2009-08-06	MANPOWER INC	\$1,250.00	\$500.00
259937		MANPOWER INC	\$910.00	\$400.00
310587548	2007-02-06	MANPOWER, INC.	\$900.00	\$900.00
125752758	2010-08-06	MANPOWER STAFFING DBA INTERNATIONAL PAPER	\$750.00	\$750.00
310197629	2009-03-11	MANPOWER INC.	\$655.00	\$185.00
259895		MANPOWER INC	\$360.00	\$360.00
120166954	2008-07-09	MANPOWER INC	\$335.00	\$335.00
1004571		MANPOWER TEMPORARY SERVICES	\$300.00	\$300.00
126125319	2008-08-23	MANPOWER	\$300.00	\$300.00
312681240		MANPOWER INC	\$280.00	\$280.00
126002427	2008-12-24	MANPOWER	\$205.00	\$205.00
Total	29 violations		\$142,735.00	\$65,970.00

Wage and Hour Division (WHD) Compliance Action Data

case_id	trade_nm	legal_name	bw_atp_amt	ee_atp_cnt	findings_start_date	findings_end_date
1493157	Manpower	Manpower, Inc.	\$4,886,876.82	7170	11/26/2005	4/28/2007
1526129	Manpower	Manpower, Inc.	\$43,157.14	363	11/25/2006	11/14/2008
1636650	Manpower	Experxis US, Inc.	\$41,110.70	38	1/25/2010	1/23/2012
1483231	Manpower, Inc.	Manpower, Inc.	\$22,889.68	121	4/29/2006	4/27/2007
1632365	Manpower International, Inc.	Manpower International, Inc.	\$21,116.00	4	1/3/2011	2/12/2012
1471378	Manpower	ACZ, Incorporated	\$4,721.49	3	5/14/2005	5/5/2007
1582316	ACZ, Inc.	Manpower	\$2,155.00	1	6/23/2008	6/13/2010
1585479	Manpower Temporary Services of New Mexico	CPM, LTD	\$1,179.12	21	10/1/2008	9/30/2010
1591814	Manpower Temporary Services/Interbake Foods	Marvatemp Inc./Interbake Foods LLC	\$500.00	1	9/9/2009	7/16/2010
1669518	Manpower	Manpower of Lansing, Michigan, Inc.	\$0.00	0	3/15/2012	1/15/2013
1677920	Manpower	Manpower, Inc	\$0.00	0	7/20/2012	10/1/2012
1570682	Manpower	Manpower Inc.	\$0.00	0	6/8/2008	6/7/2010
1469889	Global Horizons Incorporated	Global Horizons Manpower, Inc	\$0.00	0	4/7/2006	5/19/2007
1622889	Manpower	Manpower International, Inc	\$0.00	0	7/31/2009	7/22/2011
1508901	COMSYS	COMSYS Services LLC	\$0.00	0	5/20/2006	5/10/2008
Total	15 violations		\$5,023,705.95	7722		

Marriott International, Inc.
(Newport Marriott)

Marriott International, Inc.

Legal Name of Company Identified in WHD Data: Newport Marriott

Company Headquarters: Bethesda, Maryland

Industry: Hospitality

Company Overview: Marriott International is a leading lodging company with more than 3,400 lodging properties in 68 countries and territories. Marriott International operates and franchises hotels under the Marriott, JW Marriott, The Ritz-Carlton, Renaissance, Residence Inn, Courtyard, TownePlace Suites, Fairfield Inn, SpringHill Suites and Bulgari brand names. The company has approximately 127,000 employees.

Total Federal Contract Dollars 2012: \$7.8 million

Main Contracting Agencies: Department of Health and Human Services, Department of State, Department of Defense, and Department of Justice

Primary Nature of Federal Contracts: Provides hotel and lodging for various government agencies.

Newport Marriott

The U.S. Department of Labor's Wage and Hour Division found that the Newport Marriott had violated Section 6 of the Fair Labor Standards Act (FLSA) by: 1) failing to pay the applicable minimum wage to a number of tipped employees, 2) because H2B workers purchased their own return plane tickets while in the US, the cost of which brought them below the minimum wage for all hours of work in the week in which the tickets were purchased, and 3) because they paid the visa fee of \$110-\$140 per year so that all of their H2B workers could obtain the required visa to work in the US. Wage and Hour also found that the Marriott violated the overtime provisions of the FLA by failing to pay 2, non-exempt, salaried employees any overtime premiums for hours worked over 40 a week.

Civil money penalties were also assessed because of violations in connection with the hiring of H-2B workers. Specifically it was found that: 1) Newspaper advertisements placed and forms submitted did not disclose anything regarding subsidized meals available to all employees, incentive pay in the housekeeping department, the availability of overtime, or the potential for pay raises based on experience in the recruitment efforts made to obtain U.S. workers for the positions, 2) the firm violated Section 6 of the FLSA, and 3) the firm failed to make an accurate attestation regarding its temporary need for a line cook for both years of the investigative period.



Search

Prime Award Advanced Search Sub-award Advanced Search

NOTE: You must click [here](#) for very important D&B information.

Prime Award Spending Data

[View Sub-award Data](#)

FY 2012

Filters: FY 2012 Contractor: **Marriott International INC.**

By Agency By Prime Awardee By Location

[Report Data Issues](#)

View:

Jump to: [All Spending Data](#) | [Contracts Data Only](#) | [Assistance Data Only](#) | [Export](#)

Total Dollars: \$7,770,901	Number of Transactions: 864	Total Sub-Award Dollars: \$0	Number of Sub-Award Reports: 0
--------------------------------------	---------------------------------------	----------------------------------------	------------------------------------------

All Spending Data

MARRIOTT INTERNATIONAL INC.

Top 5 Prime Award Recipient Locations (States)

1. Virginia	\$2,120,667	
2. Maryland	\$1,819,197	
3. District of Columbia	\$1,436,352	
4. Oklahoma	\$638,576	
5. Louisiana	\$486,437	

Top 5 Prime Award Major Agencies

1. Department of Health and Human Services	\$2,156,586	
2. Department of State	\$1,789,838	
3. Department of Defense	\$1,591,693	
4. Department of Justice	\$1,425,578	
5. Department of Veterans Affairs	\$555,363	

Top 5 Prime Award Sub Agencies

1. National Institutes of Health	\$2,043,385	
2. Department of State	\$1,789,838	
3. Department of the Army	\$1,015,724	
4. Atf Acquisition and Property Mgmt Div	\$904,379	
5. Department of the Navy	\$655,346	

Top 10 Prime Awards in FY2012

1. Contract: Department of Justice DJA12SPO0177 Transportation/Travel/Relocation- Travel/Lodging/Recruitment: Lodging,	\$422,712	
2. Contract: Department of State SAQMMA12F0281 Transportation/Travel/Relocation- Travel/Lodging/Recruitment: Lodging, Hotel/Motel	\$365,412	
3. Contract: Nuclear Regulatory Commission NRC0310094 Lease-Rent of Conf Space & Fac	\$277,472	
4. Contract: Department of State SAQMMA12F0281 Transportation/Travel/Relocation- Travel/Lodging/Recruitment: Lodging, Hotel/Motel	\$257,298	
5. Contract: Department of Veterans Affairs Lease/Rental of Conference Space and Facilities	\$242,457	
6. Contract: Department of Justice DJA12BPC0190 Transportation/Travel/Relocation- Travel/Lodging/Recruitment: Lodging, Hotel/Motel	\$200,343	
7. Contract: Department of Defense N0018912PZ099 Household and Commercial Utility Containers	\$160,593	
8. Contract: Department of State SAQMMA12F0281 Transportation/Travel/Relocation- Travel/Lodging/Recruitment: Lodging, Hotel/Motel	\$160,284	
9. Contract: Department of State SAQMMA11F0102 Transportation/Travel/Relocation- Travel/Lodging/Recruitment: Lodging, Hotel/Motel	\$157,450	
10. Contract: Department of State SAQMMA12F0281 Transportation/Travel/Relocation- Travel/Lodging/Recruitment: Lodging, Hotel/Motel	\$148,440	

Contracts Data Only

Top 5 Prime Award Type of Contracts Used

1. Firm Fixed Price	\$8,260,923	
2. Fixed Price Redetermination	\$81,675	
3. Cost Sharing	\$5,735	
4. Cost No Fee	\$4,622	
5. Time and Materials	\$2,957	

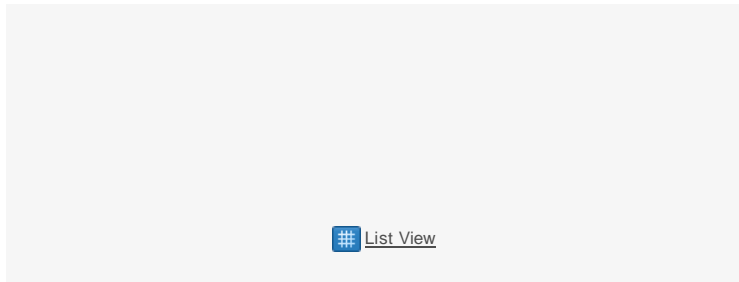
Top 5 Prime Award Contractors

1. Marriott International INC.	\$7,770,901	
2. Marriott International Inc	\$468,228	

Top 5 Prime Award Products or Services Sold i

1. Transportation/Travel/Relocation-Travel/Lodging/Recruitment: Lodging, Hotel/Motel	\$3,922,188	
2. Support- Professional: Other	\$1,833,853	
3. Lease/Rental of Conference Space and Facilities	\$1,382,596	
4. Lease or Rental of Equipment-Miscellaneous	\$289,974	

Competition



* Click on the pie chart slice or the corresponding legend text for Competed/Not Competed Dollars to drill down more into "Dollars by Competition Type"

Prime Awards Timeline

- Contracts
- Grants
- Direct Payments
- Insurance
- Loans and Guarantees
- Others

List View

All prime award data as reported by agencies. The assistance prime award data includes agency submissions as of 11/21/2013 and the contracts prime award data includes procurement data downloaded from FPDS as of 11/22/2013. Please note that availability of DOD contracts prime award data is delayed by 90 days to protect operations tempo. All Sub-awardee data is based on prime award submissions from FRS, for sub-contracts as of 11/21/2013 and for sub-grants as of 11/21/2013. For more information about the data, data sources, and data timeliness, please see [Learn](#).

The quality procurement data is maintained by the federal agencies by annual verification and validation of their data in FPDS. For more information on how the quality is maintained and what the government is doing in ensuring the quality please see [PDF](#).

Nestlé S.A.
(Nestle USA)
(Nestle USA, Inc.)

Nestlé S. A.

Legal Name of Company Identified in WHD Data: Nestle USA; Nestle USA, Inc.

Company Headquarters: Vevey, Switzerland

Industry: Food

Company Overview: Nestle is food and beverage company with approximately 450 factories in 86 countries and approximately 328,000 employees. They are the world's largest food company based on 2012 revenue. Nestle employs more than 25,000 people in the United States and operates 25 manufacturing facilities, 35 distribution centers, and 15 sales offices nationwide.

Total Federal Contract Dollars 2012: \$231.7 million

Main Contracting Agencies: Department of Defense

Primary Nature of Federal Contracts: Department of Defense food supplies.

Nestle USA

An investigation by the U.S. Department of Labor's Wage and Hour Division resulted in the payment of more than \$2.8 million in back wages owed to 2,856 employees of Nestle USA. Wage and Hour found that Nestle had failed to pay their employees for donning and doffing activities. Because the employees worked a minimum of 40 hours a week, this meant that Nestle had failed to pay them overtime as they were required to do.

Nestle USA, Inc.

An investigation by the U.S. Department of Labor's Wage and Hour Division resulted in the payment of more than \$1.75 million in back wages owed to 1,718 employees of Nestle. The investigation determined that Nestle was in violation of FLSA because they do not pay for time spent before and after scheduled shifts when employees put on and take off their uniforms.



Search

Prime Award Advanced Search Sub-award Advanced Search

NOTE: You must click [here](#) for very important D&B information.

Prime Award Spending Data

[View Sub-award Data](#)

FY 2012

Filters: FY 2012 Contractor: **Nestle S.A.** [Clear All](#)

By Agency By Prime Awardee By Location

Report Data Issues

View:

Jump to: [All Spending Data](#) | [Contracts Data Only](#) | [Assistance Data Only](#) |

Total Dollars: \$231,705,795	Number of Transactions: 168	Total Sub-Award Dollars: \$0	Number of Sub-Award Reports: 0
----------------------------------------	---------------------------------------	----------------------------------------	------------------------------------------

All Spending Data

NESTLE S.A.

Top 5 Prime Award Recipient Locations (States)

1. California	\$164,151,144	
2. Missouri	\$66,610,591	
3. Texas	\$412,525	
4. Florida	\$345,358	
5. Connecticut	\$155,564	

Top 5 Prime Award Major Agencies

1. Department of Defense	\$231,096,776	
2. Department of Justice	\$345,358	
3. Department of Veterans Affairs	\$133,546	
4. General Services Administration	\$75,604	
5. Department of Agriculture	\$40,000	

Top 5 Prime Award Sub Agencies

1. Defense Commissary Agency (Deca)	\$230,484,169	
2. Department of the Army	\$654,588	
3. Federal Prison System	\$345,358	
4. Department of Veterans Affairs	\$133,546	
5. Public Buildings Service	\$75,604	

Top 10 Prime Awards in FY2012

1. Contract: Department of Defense 1206 Food, Oils and Fats	\$16,983,241	
2. Contract: Department of Defense 1212 Food, Oils and Fats	\$16,769,249	
3. Contract: Department of Defense 1203 Food, Oils and Fats	\$16,488,737	
4. Contract: Department of Defense Food, Oils and Fats	\$16,329,364	
5. Contract: Department of Defense 1212 Coffee, Tea, and Cocoa	\$11,248,424	
6. Contract: Department of Defense 1203 Coffee, Tea, and Cocoa	\$8,490,176	
7. Contract: Department of Defense 1209 Coffee, Tea, and Cocoa	\$8,353,903	
8. Contract: Department of Defense 1206 Coffee, Tea, and Cocoa	\$8,019,933	
9. Contract: Department of Defense 1212 Special Dietary Foods and Food Specialty Preparations	\$6,753,117	
10. Contract: Department of Defense 1203 Special Dietary Foods and Food Specialty Preparations	\$6,618,015	

Contracts Data Only

Top 5 Prime Award Type of Contracts Used

1. Firm Fixed Price	\$231,742,920	
---------------------	---------------	--

Top 5 Prime Award Contractors

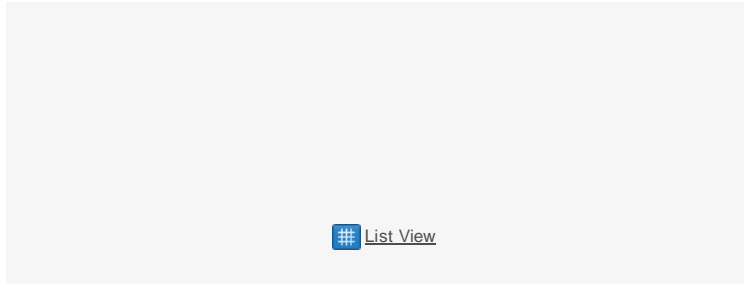
1. Nestle S.A.	\$231,705,795	
2. Nestle Holdings INC.	\$37,125	

Top 5 Prime Award Products or Services Sold ?

1. Food, Oils and Fats	\$87,624,213	
2. Special Dietary Foods and Food Specialty Preparations	\$56,425,847	
3. Coffee, Tea, and Cocoa	\$36,126,235	

4.	Dairy Foods and Eggs	\$19,897,386	
5.	Beverages, Nonalcoholic	\$12,713,619	

Competition



[List View](#)

* Click on the pie chart slice or the corresponding legend text for Competed/Not Competed Dollars to drill down more into "Dollars by Competition Type"

Prime Awards Timeline

- Contracts
- Grants
- Direct Payments
- Insurance
- Loans and Guarantees
- Others

[List View](#)

All prime awardee data as reported by agencies. The assistance prime awardee data includes agency submissions as of 11/21/2013 and the contracts prime awardee data includes procurement data downloaded from FPDS as of 11/22/2013. Please note that availability of DOD contracts prime awardee data is delayed by 90 days to protect operations tempo. All Sub-awardee data is based on prime awardee submissions from FSRS, for sub-contracts as of 11/21/2013 and for sub-grants as of 11/21/2013. For more information about the data, data sources, and data timeliness, please see [Learn](#).

The quality procurement data is maintained by the federal agencies by annual verification and validation of their data in FPDS. For more information on how the quality is maintained and what the government is doing in ensuring the quality please see [PDF](#).

[About](#) | [Opportunities](#) | [FAQs](#) | [Feedback](#) | [Accessibility](#) | [Privacy Policy](#) | [Disclaimer](#)



**All Parent and Subsidiary Violations 2007-2012 contained in
Department of Labor enforcement data for Wage and Hour
Division and Occupational Safety and Health
Administration**

Occupational Safety and Health Administration (OSHA) Enforcement Data

InspectionID	CaseClosedDate	EstablishmentName	SumOfInitialPenalties	SumOfCurrentPenalties
315220434	2011-06-13	NESTLE CHOCOLATE & CONFECTION COMPANY, INC.	\$39,000.00	\$22,500.00
307461426	2010-03-23	NESTLE WATER NORTH AMERICA	\$23,560.00	\$7,700.00
315655837	2011-10-28	NESTLE USA DBA JOSEPH'S GOURMET PASTA	\$23,000.00	\$3,000.00
312433378	2010-12-15	DREYERS GRAND ICE CREAM DIV OF NESTLE USA	\$22,500.00	\$22,500.00
312317316		DREYER'S GRAND ICE CREAM	\$21,150.00	\$18,300.00
313131617	2010-06-07	NESTLE PURINA PETCARE	\$19,305.00	\$7,560.00
300831757		NESTLE USA	\$18,635.00	\$18,635.00
126035393	2007-12-08	DREYERS	\$18,000.00	\$1,500.00
331113191		NESTLE USA, INC.	\$16,550.00	\$9,000.00
315287441	2012-01-30	NESTLE USA, INC.	\$15,500.00	\$7,500.00
310796925	2008-05-08	NESTLE USA, INC. BEVERAGE DIVISION	\$14,400.00	\$14,400.00
311660567	2008-04-02	NESTLE USA BEVERAGE	\$14,000.00	\$4,200.00
315147710	2011-07-12	NESTLE USA	\$13,500.00	\$6,750.00
309359883	2007-08-17	NESTLE USA INC.	\$13,500.00	\$11,000.00
310660733	2010-04-26	NESTLE PREPARED FOODS COMPANY DBA CHEF AMERICA EAS	\$11,050.00	\$850.00
312085285	2009-08-17	NESTLE DBA JOSEPH'S PASTA COMPANY	\$9,000.00	\$500.00
311296594	2009-12-16	NESTLE USA, INC.	\$9,000.00	\$4,500.00
312624075	2008-12-19	NESTLE USA BEVERAGE	\$8,975.00	\$2,487.50
123189128	2007-01-26	NESTLE WATERS NORTH AMERICA, INC.	\$8,900.00	\$4,600.00
313387136		NESTLE DREYERS ICE CREAM COMPANY, INC.	\$8,750.00	\$8,750.00
309168664	2007-05-15	NESTLES PREPARED FOODS	\$8,625.00	\$8,625.00
314825134		NESTLE PREPARED FOODS COMPANY	\$7,310.00	\$7,310.00
313671323	2009-11-05	NESTLE WATERS NORTH AMERICA	\$7,225.00	\$3,612.50
334667185	2012-11-19	NESTLE USA	\$7,000.00	\$7,000.00
314890336	2011-10-12	DREYER'S OF LAS VEGAS	\$5,575.00	\$2,283.00
311278576	2008-02-02	NESTLE WATERS NORTH AMERICA INC.	\$5,525.00	\$3,000.00
313639973	2010-10-16	DREYERS	\$5,400.00	\$450.00
315200790	2011-03-31	NESTLE PURINA PETCARE COMPANY	\$4,950.00	\$2,250.00
311468946	2010-01-28	NESTLE PURINA PETCARE	\$4,875.00	\$2,437.50
313573644	2009-09-09	NESTLE PURINA PETCARE CO.	\$4,675.00	\$2,337.50
312408230	2009-08-11	NESTLE PREPARED FOODS CO	\$4,500.00	\$4,500.00
313414336	2010-02-01	NESTLE PURINA PETCARE	\$4,500.00	\$3,150.00
310971171	2007-11-30	NESTLES PREPARED FOODS COMPANY	\$4,500.00	\$4,500.00
331076604		NESTLE PURINA PETCARE COMPANY	\$4,250.00	\$2,975.00
309906105	2007-12-31	NESTLE USA	\$4,120.00	\$745.00
311828313	2008-09-29	NESTLE PURINA PETCARE CO, GOLDEN PRODUCTS DIVISION	\$3,840.00	\$3,840.00
311987366	2009-10-14	GERBER PRODUCTS CO INC	\$3,000.00	\$1,500.00
312752629	2009-01-05	NESTLE WATERS NORTH AMERICA INC.	\$2,975.00	\$1,700.00
316203090	2012-08-28	NESTLES PREPARED FOODS COMPANY	\$2,975.00	\$2,975.00
311818520	2008-12-09	NESTLE WATERS NORTH AMERICA INC.	\$2,700.00	\$0.00
313931057	2010-06-10	NESTLE WATERS NORTH AMERICA, INC.	\$2,700.00	\$1,350.00
313948309	2010-02-23	NESTLE PURINA PETCARE COMPANY	\$2,625.00	\$2,625.00
313010860	2009-09-09	NESTLE USA	\$2,625.00	\$1,575.00
312527989	2010-04-07	NESTLE USA, INC.	\$2,500.00	\$1,700.00
314188780	2010-09-20	NESTLE PREPARED FOODS CO	\$2,200.00	\$1,700.00
313820995	2010-01-04	NESTLE PREPARED FOODS COMPANY	\$2,125.00	\$1,062.50
310455514	2007-08-21	NESTLE USA FOOD GROUP INC	\$1,875.00	\$1,875.00
119852457	2007-05-15	NESTLE CORPORATION	\$1,870.00	\$1,870.00
315316851		VITALITY FOODSERVICE, INC DBA NESTLE PROFESSIONAL	\$1,635.00	\$1,635.00
311920441	2009-09-04	NESTLE WATERS NO. AMER./DBA POLAND SPRINGS	\$1,625.00	\$1,219.00
313098154	2009-05-04	NESTLE WATERS NORTH AMERICA INC.	\$1,300.00	\$975.00

215135351		NESTLE CO INC	\$1,200.00	\$240.00
315166413	2012-02-07	NESTLE PURINA PETCARE CO, GOLDEN PRODUCTS DIVISION	\$1,000.00	\$1,000.00
314355876	2010-07-07	NESTLE WATERS NORTH AMERICA INC.	\$1,000.00	\$1,000.00
308479468	2007-01-19	NESTLE PURINA PET CARE COMPANY	\$975.00	\$490.00
315185728	2011-04-04	NESTLES PREPARED FOODS COMPANY	\$975.00	\$975.00
310587498	2007-01-23	DREYER'S GRAND ICE CREAM, INC.	\$900.00	\$900.00
309904449	2008-08-21	JENNY CRAIG	\$750.00	\$375.00
313832396	2010-01-19	NESTLE WATERS N AMERICA DBA CALISTOGA BEVERAGE CO.	\$600.00	\$300.00
310857958	2010-06-18	DREYERS GRAND ICE CREAM INC	\$525.00	\$0.00
312119704	2009-03-13	DREYERS GRAND ICE CREAM INC.	\$500.00	\$300.00
314103003		DREYERS ICE CREAM INC	\$500.00	\$500.00
305066458	2010-08-25	NESTLE WATERS OF N. A./THE PERRIER GROUP/POLAND SP	\$500.00	\$400.00
312435241	2010-04-22	DREYERS GRAND ICE CREAM DIV NESTLE USA	\$450.00	\$450.00
315340141		JENNY CRAIG, INC.	\$370.00	\$300.00
316470376	2012-11-27	NESTLE PURINA PETCARE CO, GOLDEN PRODUCTS DIVISION	\$315.00	\$315.00
310723077	2008-01-31	NESTLE PURINA PET CARE COMPANY/MARICOPA PLANT	\$185.00	\$185.00
1724236		THE NESTLE CO INC	\$180.00	\$180.00
Total	68 violations		\$460,800.00	\$266,919.50

Wage and Hour Division (WHD) Compliance Action Data

case_id	trade_nm	legal_name	bw_atp_amt	ee_atp_cnt	findings_start_date	findings_end_date
1508618	Nestle USA	Nestle USA	\$2,750,840.06	2856	12/15/2006	12/15/2008
1490105	Nestle	Nestle USA, Inc.	\$1,752,292.96	1718	12/15/2006	12/15/2008
1528247	Nestle USA, Inc.	Nestle USA, Inc.	\$578,824.08	628	1/25/2007	1/25/2009
1462242	Nestle Prepared Foods Company	Nestle USA	\$461,157.72	787	12/15/2006	12/15/2008
1527920	Nestle USA	Nestle Professional	\$261,190.56	217	12/27/2006	12/27/2008
1537683	Spherion / Nestle Prepared Foods Company	Spherion	\$207,093.77	1709	12/15/2006	12/21/2008
1494003	Nestle USA	Nestle USA	\$126,298.86	816	12/15/2006	12/15/2008
1537075	Adecco/Nestle Prepared Foods Company	Adecco USA, Inc.	\$107,076.61	578	12/15/2006	12/15/2008
1539499	Nestl USA, Inc. dba PowerBar, Inc.	Nestl USA, Inc. dba PowerBar, Inc.	\$80,947.93	181	6/8/2007	6/7/2009
1537074	Adecco / Nestle Prepared Foods Company	Adecco USA, Inc.	\$35,967.70	1904	12/15/2006	12/15/2008
1537078	CBS / Nestle Prepared Foods Company	CBS Personnel Holdings	\$7,938.14	733	12/15/2006	12/15/2008
1540302	Labor Leaders-Nestle	Labor Leaders	\$5,960.77	105	12/27/2006	12/27/2008
1537073	Adecco / Nestle Prepared Foods Company	Adecco USA, Inc.	\$4,837.47	41	12/15/2006	12/15/2008
1586321	Nestle Waters	Nestle Waters Inc.	\$3,320.40	1	1/1/2010	7/12/2010
1540389	Adecco/Nestle USA, Inc	Adecco USA Inc.	\$2,354.41	32	1/25/2007	1/25/2009
1540303	Nesco-Nestle	Nesco	\$2,280.10	28	12/27/2006	12/27/2008
1599097	Nestle Tollhouse #2071	Yummy Tummy Two, LLC	\$1,681.58	1	2/1/2009	1/31/2011
1537682	StaffMark/Nestle Prepared Foods Company	StaffMark Inc.	\$1,370.06	66	12/15/2006	12/15/2008
1537076	Aerotek, Inc./Nestle Prepared Foods Company	Aerotek, Inc	\$686.76	50	12/15/2006	12/15/2008
1539042	Volt / Nestle USA	Volt Information Science, Inc	\$217.73	15	12/27/2006	12/27/2008
1537072	Adecco / Nestle Prepared Foods Company	Adecco USA, Inc.	\$90.36	17	12/15/2006	12/15/2008
1540301	Spherion/Nestle	Spherion	\$66.82	1	12/26/2006	12/27/2008
1598684	Gerber Products Company	Nestle Nurition Gerber Products Co.	\$0.00	0	1/1/2010	3/1/2011
1533427	Hazen-Daz/Nestle Toll House	Three scoops and a Cookie LLC	\$0.00	0	8/25/2008	12/9/2008
1572081	Nestle Prepared Foods Company	Stouffers/Nestle USA	\$0.00	0	9/22/2009	3/17/2010
1545308	Nestle Toll House Cafe	Rheeya & Shayan's Dough II LLC	\$0.00	0	4/29/2007	4/26/2009
1538960	Nestle Toll House Cafe	High Desert Desserts LLC	\$0.00	0	11/20/2008	3/25/2009
1500931	Nestle Tollhouse Cafe	Yummy Tummy Two, LLC	\$0.00	0	7/20/2007	12/20/2007
1503110	Nestle USA Beverage Division	Nestle USA, Inc.	\$0.00	0	6/17/2007	9/21/2007
1528264	Nestle USA Willy Wonka	Nestle USA, Inc.	\$0.00	0	11/2/2006	11/2/2008
1529202	Ozarka	Nestle Waters North America, Inc.	\$0.00	0	5/26/2011	5/26/2011
1555983	Ozarka Natural Spring Water	Nestle Water North America	\$0.00	0	6/7/2008	6/5/2010

Total

32 violations

\$6,392,494.85

12484

Olympus Corporation
(Olympus Corporation of the Americas and its)

Olympus Corporation

Legal Name of Company Identified in WHD Data: Olympus Corporation of the Americas

Company Headquarters: Shinjuku, Tokyo

Industry: Electronics

Company Overview: Olympus Corporation is a Japanese based manufacturer of precision machineries and instruments. The company designs and delivers solutions in four core business areas: medical and surgical products, life science imaging systems, industrial measurement and imaging instruments, and cameras and audio products.

Total Federal Contract Dollars 2012: \$71.3 million

Main Contracting Agencies: Department of Veterans Affairs and Department of Defense

Primary Nature of Federal Contracts: Provides medical and surgical instruments and equipment.

Olympus Corporation

An investigation by the U.S. Department of Labor's Wage and Hour Division resulted in the payment of approximately \$956,773 in back wages owed to 337 employees of Olympus Corporation of the Americas. The investigation found that Olympus has misclassified a number of positions as exempt. Accordingly, the failed to pay these employees for all hours worked in violation of Section 7 of the Fair Labor Standards Act and was required to pay them \$956,773 in overtime.



Search

Prime Award Advanced Search Sub-award Advanced Search

NOTE: You must click [here](#) for very important D&B information.

Prime Award Spending Data

View Sub-award Data

FY 2012 Submit

Filters: FY 2012 Contractor: Olympus Corporation Clear All

By Agency By Prime Awardee By Location

Report Data Issues

View: Expanded Summary Go

Jump to: All Spending Data | Contracts Data Only | Assistance Data Only | Export

Total Dollars: \$71,325,431	Number of Transactions: 1,815	Total Sub-Award Dollars: \$0	Number of Sub-Award Reports: 0
---------------------------------------	-----------------------------------------	----------------------------------------	------------------------------------------

All Spending Data

OLYMPUS CORPORATION

Top 5 Prime Award Recipient Locations (States)

1. Pennsylvania	\$60,292,122	
2. Massachusetts	\$7,902,340	
3. Minnesota	\$2,043,976	
4. Washington	\$587,983	
5. Connecticut	\$170,146	

Top 5 Prime Award Major Agencies

1. Department of Veterans Affairs	\$51,499,293	
2. Department of Defense	\$16,311,958	
3. Department of Health and Human Services	\$1,972,859	
4. Department of Homeland Security	\$303,653	
5. Department of Agriculture	\$212,965	

Top 5 Prime Award Sub Agencies

1. Department of Veterans Affairs	\$51,499,293	
2. Department of the Army	\$7,286,407	
3. Department of the Navy	\$5,181,331	
4. Department of the Air Force	\$3,269,908	
5. National Institutes of Health	\$1,293,336	

Top 10 Prime Awards in FY2012

1. Contract: Department of Veterans Affairs VA26212J3540 Medical and Surgical Instruments, Equipment, and Supplies	\$2,051,449	
2. Contract: Department of Veterans Affairs VA241P2444 Lease or Rental of Equipment-Medical, Dental, and Veterinary Equipment and Supplies	\$1,847,000	
3. Contract: Department of Defense 0002 Physical Properties Testing and Inspection	\$1,602,136	
4. Contract: Department of Veterans Affairs VA26212J2009 Medical and Surgical Instruments, Equipment, and Supplies	\$1,343,629	
5. Contract: Department of Veterans Affairs VA24412C0457 Medical and Surgical Instruments, Equipment, and Supplies	\$1,066,838	
6. Contract: Department of Defense 0062 Maint/Repair/Rebuild of Equipment-Instruments and Laboratory Equipment	\$799,320	
7. Contract: Department of Veterans Affairs VA573C13196 Maint/Repair/Rebuild of Equipment-Medical, Dental, and Veterinary Equipment and Supplies	\$772,925	
8. Contract: Department of Veterans Affairs V6181C0348 Medical and Surgical Instruments, Equipment, and Supplies	\$768,928	
9. Contract: Department of Veterans Affairs VA24812F5430 Medical and Surgical Instruments, Equipment, and Supplies	\$758,012	
10. Contract: Department of Veterans Affairs VA629C20044	\$728,426	

Lease or Rental of Equipment-
Medical, Dental, and Veterinary
Equipment and Supplies

Contracts Data Only

Top 5 Prime Award Type of Contracts Used

1. Firm Fixed Price	\$70,601,301	
2. Fixed Price with Economic Price Adjustment	\$319,806	
3. Time and Materials	\$87,125	
4. Fixed Price Award Fee	\$10,555	
5. Fixed Price Incentive	\$6,144	

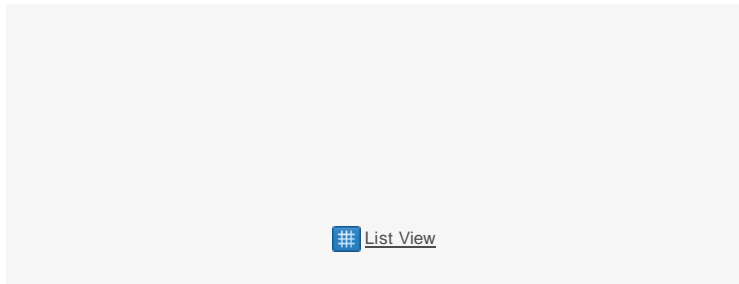
Top 5 Prime Award Contractors

1. Olympus Corporation	\$71,325,431	
2. Olympus Corporation of the Americas	\$-300,500	

Top 5 Prime Award Products or Services Sold i

1. Medical and Surgical Instruments, Equipment, and Supplies	\$39,640,410	
2. Lease or Rental of Equipment- Medical, Dental, and Veterinary Equipment and Supplies	\$10,563,556	
3. Maint/Repair/Rebuild of Equipment- Medical, Dental, and Veterinary Equipment and Supplies	\$5,141,697	
4. Optical Instruments, Test Equipment, Components and Accessories	\$2,657,735	
5. Maint/Repair/Rebuild of Equipment- Instruments and Laboratory Equipment	\$2,411,525	

Competition



* Click on the pie chart slice or the corresponding legend text for Competed/Not Competed Dollars to drill down more into "Dollars by Competition Type"

Prime Awards Timeline

- Contracts
- Grants
- Direct Payments
- Insurance
- Loans and Guarantees
- Others

List View

All prime award data as reported by agencies. The assistance prime award data includes agency submissions as of 11/21/2013 and the contracts prime award data includes procurement data downloaded from FPDS as of 11/22/2013. Please note that availability of DOD contracts prime award data is delayed by 90 days to protect operations tempo. All Sub-award data is based on prime award submissions from FSRS, for sub-contracts as of 11/21/2013 and for sub-grants as of 11/21/2013. For more information about the data, data sources, and data timeliness, please see [Learn](#).

The quality procurement data is maintained by the federal agencies by annual verification and validation of their data in FPDS. For more information on how the quality is maintained and what the government is doing in ensuring the quality please see [PDF](#).

[About](#) | [Opportunities](#) | [FAQs](#) | [Feedback](#) | [Accessibility](#) | [Privacy Policy](#) | [Disclaimer](#)



**All Parent and Subsidiary Violations 2007-2012 contained in
Department of Labor enforcement data for Wage and Hour
Division and Occupational Safety and Health
Administration**

Occupational Safety and Health Administration (OSHA) Enforcement Data

InspectionID	CaseClosedDate	EstablishmentName	SumOfInitialPenalties	SumOfCurrentPenalties
311155766	2009-01-29	OLYMPUS MEDICAL EQUIPMENT SERVICES AMERICA INC.	\$18,420.00	\$375.00
Total	1 violation		\$18,420.00	\$375.00

Wage and Hour Division (WHD) Compliance Action Data

case_id	trade_nm	legal_name	bw_atp_amt	ee_atp_cnt	findings_start_date	findings_end_date
1468830	Olympus Corporation of the Americas	Olympus Corporation of the Americas and its	\$956,773.64	337	1/1/2006	8/16/2008
Total	1 violation		\$956,773.64	337		

Parker-Hannifin Corporation
(Parker Hannifin Corporation)

Parker-Hannifin Corporation

Name of Company Identified in OSHA Data: Parker Hannifin Corporation

Company Headquarters: Cleveland, Ohio

Industry: Motion and Control Technologies

Company Overview: Parker Hannifin is a publicly traded company that specializes in motion and control technologies that include electromechanical, hydraulic and pneumatic, fluid and gas handling, filtration, sealing and shielding, climate control, process control and aerospace. Parker operates in 48 countries and employs approximately 60,000 people worldwide. Its sales exceeded \$13 billion in 2012.

Total Federal Contract Dollars 2012: \$4.1 million

Main Contracting Agencies: Department of Defense

Primary Nature of Federal Contracts: Providing maintenance and repair of compressors, pumps, and valves.

Parker Hannifin Corporation

OSHA issued 33 citations to the Parker Hannifin Corp. plant in Batesville, alleging numerous safety and health violations as the result of an inspection that began November 2010. Proposed penalties totaled \$487,700.

OSHA issued 16 repeat citations with \$407,000 in fines. Fifteen were safety-related and covered such violations as allowing the air pressure to exceed more than 30 pounds per square inch for cleaning equipment, failing to conduct periodic inspections of the lockout/tagout process in place to prevent accidental energy start-up, failing to train workers on lockout/tagout procedures, failing to unblock exit doors and routes, failing to provide machine guarding and failing to correct electrical deficiencies. One health-related violation was cited for failing to attach hazardous warning labels to five dipping tanks that contained hazardous substances such as potassium hydroxide and isoparaffinic hydrocarbon.



Search

Prime Award Advanced Search Sub-award Advanced Search

NOTE: You must click [here](#) for very important D&B information.

Prime Award Spending Data

[View Sub-award Data](#)

FY 2012

Filters: FY 2012 Contractor: **Parker Hannifin Customer Suppo**

By Agency By Prime Awardee By Location

[Report Data Issues](#)

View: **Expanded Summary**

Jump to: [All Spending Data](#) | [Contracts Data Only](#) | [Assistance Data Only](#) | [Export](#)

Total Dollars: \$4,091,323	Number of Transactions: 37	Total Sub-Award Dollars: \$0	Number of Sub-Award Reports: 0
--------------------------------------	--------------------------------------	----------------------------------------	------------------------------------------

All Spending Data

PARKER HANNIFIN CUSTOMER SUPPO

Top 5 Prime Award Recipient Locations (States)

1. California	\$4,091,323	
---------------	-------------	--

Top 5 Prime Award Major Agencies

1. Department of Defense	\$4,091,323	
--------------------------	-------------	--

Top 5 Prime Award Sub Agencies

1. Department of the Air Force	\$3,570,690	
2. Defense Logistics Agency	\$611,029	
3. Defense Contract Management Agency (Dcma)	\$-90,396	

Top 10 Prime Awards in FY2012

1. Contract: Department of Defense 0409 Maint/Repair/Rebuild of Equipment-Pumps and Compressors	\$939,174	
2. Contract: Department of Defense 0408 Maint/Repair/Rebuild of Equipment-Pumps and Compressors	\$330,116	
3. Contract: Department of Defense 0411 Maint/Repair/Rebuild of Equipment-Valves	\$312,558	
4. Contract: Department of Defense 0419 Maint/Repair/Rebuild of Equipment-Pumps and Compressors	\$287,039	
5. Contract: Department of Defense 0403 Maint/Repair/Rebuild of Equipment-Valves	\$285,957	
6. Contract: Department of Defense 0404 Maint/Repair/Rebuild of Equipment-Pumps and Compressors	\$251,711	
7. Contract: Department of Defense 0418 Maint/Repair/Rebuild of Equipment-Valves	\$246,056	
8. Contract: Department of Defense UN48 Aircraft Hydraulic, Vacuum, and De-icing System Components	\$217,425	
9. Contract: Department of Defense 0416 Maint/Repair/Rebuild of Equipment-Pumps and Compressors	\$176,639	
10. Contract: Department of Defense UN46 Aircraft Hydraulic, Vacuum, and De-icing System Components	\$165,325	

Contracts Data Only

Top 5 Prime Award Type of Contracts Used

1. Firm Fixed Price	\$4,091,323	
---------------------	-------------	--

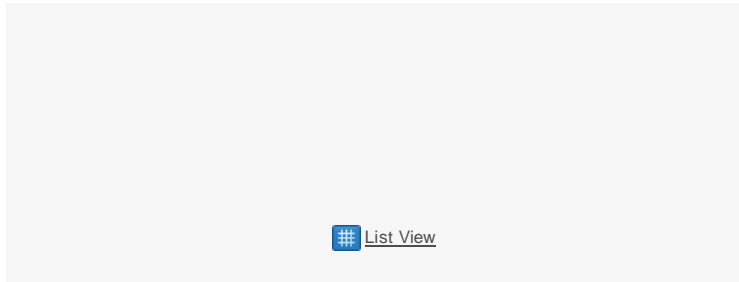
Top 5 Prime Award Contractors

1. Parker Hannifin Customer Suppo	\$4,091,323	
-----------------------------------	-------------	--

Top 5 Prime Award Products or Services Sold i

1.	Maint/Repair/Rebuild of Equipment-Pumps and Compressors	\$2,314,958	
2.	Maint/Repair/Rebuild of Equipment-Valves	\$1,078,078	
3.	Aircraft Hydraulic, Vacuum, and De-Icing System Components	\$342,433	
4.	Valves, Nonpowered	\$154,270	
5.	Miscellaneous Power Transmission Equipment	\$115,213	

Competition



* Click on the pie chart slice or the corresponding legend text for Competed/Not Competed Dollars to drill down more into "Dollars by Competition Type"

Prime Awards Timeline

- Contracts
- Grants
- Direct Payments
- Insurance
- Loans and Guarantees
- Others

List View

All prime awardee data as reported by agencies. The assistance prime awardee data includes agency submissions as of 11/21/2013 and the contracts prime awardee data includes procurement data downloaded from FPDS as of 11/22/2013. Please note that availability of DOD contracts prime awardee data is delayed by 90 days to protect operations tempo. All Sub-awardee data is based on prime awardee submissions from FSRS, for sub-contracts as of 11/21/2013 and for sub-grants as of 11/21/2013. For more information about the data, data sources, and data timeliness, please see [Learn](#).

The quality procurement data is maintained by the federal agencies by annual verification and validation of their data in FPDS. For more information on how the quality is maintained and what the government is doing in ensuring the quality please see [PDF](#).

[About](#) | [Opportunities](#) | [FAQs](#) | [Feedback](#) | [Accessibility](#) | [Privacy Policy](#) | [Disclaimer](#)



**All Parent and Subsidiary Violations 2007-2012 contained in
Department of Labor enforcement data for Wage and Hour
Division and Occupational Safety and Health
Administration**

Occupational Safety and Health Administration (OSHA) Enforcement Data

InspectionID	CaseClosedDate	EstablishmentName	SumOfInitialPenalties	SumOfCurrentPenalties
313634263	2011-11-04	PARKER HANNIFIN CORPORATION ²	\$487,700.00	\$321,920.00
313634651	2011-11-04	PARKER HANNIFIN CORPORATION	\$25,300.00	\$17,710.00
313508012		PARKER HANNIFIN CORPORATION	\$24,750.00	\$24,750.00
334228251	2012-09-19	PARKER HANNIFIN CORPORATION	\$21,689.00	\$12,189.00
312650336	2009-02-06	PARKER HANNIFIN CORP	\$20,500.00	\$10,250.00
315527549		PARKER HANNIFIN CORPORATION	\$18,750.00	\$18,750.00
314364472	2010-10-14	PARKER HANNIFIN CORPORATION	\$14,575.00	\$3,900.00
313847949	2009-12-11	PARKER HANNIFIN CORPORATION	\$14,250.00	\$9,000.00
312752736	2009-02-02	PARKER HANNIFIN CORPORATION	\$12,000.00	\$9,600.00
310751219	2008-03-10	PARKER HANNIFIN CORPORATION	\$11,625.00	\$7,207.50
311413462	2008-04-22	PARKER HANNIFIN CORPORATION, CHELSEA PRODUCTS DIV.	\$7,875.00	\$4,000.00
312787286	2010-08-19	PARKER HANNIFIN CORPORATION	\$7,875.00	\$2,625.00
309773273	2007-12-10	PARKER HANNIFIN CORPORATION	\$7,500.00	\$4,500.00
316075365	2012-02-13	VELCON FILTERS, LLC	\$6,885.00	\$6,885.00
122308760	2011-01-05	PARKER HANNIFIN CORPORATION	\$6,000.00	\$4,200.00
313164808	2011-02-17	PARKER HANNIFIN CORPORATION	\$5,280.00	\$5,280.00
311497598	2008-01-02	PARKER HANNIFIN CORP. SPORLAN DIV.	\$5,250.00	\$3,150.00
313153793	2010-03-02	PARKER HANNIFIN CORPORATION, TUBE FITTINGS DIV.	\$5,200.00	\$3,380.00
330925967	2012-03-13	PARKER HANNIFIN CORPORATION	\$5,100.00	\$3,570.00
330770330	2011-11-28	VELCON FILTERS, LLC	\$5,049.00	\$2,524.00
308686500	2008-02-04	PARKER HANNIFIN CORP	\$5,000.00	\$5,000.00
120274329	2008-08-25	PARKER HANNIFIN CORP	\$4,825.00	\$375.00
310751227	2008-03-10	PARKER HANNIFIN CORPORATION	\$4,500.00	\$2,790.00
313206112	2011-12-20	PARKER HANNIFIN CORPORATION	\$4,050.00	\$4,050.00
312560113	2011-03-01	PARKER HANNIFIN CORP.	\$3,825.00	\$3,825.00
308831429	2007-09-10	PARKER HANNIFIN CORP	\$3,250.00	\$3,250.00
313086951	2009-09-28	PARKER HANNIFIN CORPORATION	\$3,000.00	\$1,950.00
309721694	2007-01-22	PARKER HANNIFIN CORP.	\$3,000.00	\$1,950.00
316110956	2012-03-30	TAIYO AMERICA, INC.	\$2,975.00	\$2,082.50
315255455	2011-04-27	PARKER HANNIFIN CORP AUTOMATION GROUP	\$2,800.00	\$2,800.00
333291391		PARKER HANNIFIN CORPORATION	\$2,700.00	\$1,890.00
316110972	2012-03-30	TAIYO AMERICA, INC.	\$2,528.00	\$1,769.60
311912943	2008-05-14	PARKER HANNIFIN CORPORATION	\$1,960.00	\$1,960.00
125999243	2008-08-24	PARKER HANNIFIN CORP	\$1,810.00	\$1,810.00
314845090	2010-10-14	PARKER HANNIFIN QUICK COUPLER DIV	\$1,750.00	\$1,225.00
310747936	2007-05-02	PARKER HANNIFIN CORPORATION	\$1,500.00	\$1,500.00
308844893	2007-08-07	PARKER HANNIFIN CORP	\$1,300.00	\$650.00
315548651	2011-06-03	PARKER HANNIFIN CORPORATION	\$1,200.00	\$1,200.00
313950107	2009-12-14	PARKER HANNIFIN CORPORATION	\$1,200.00	\$840.00
316737550		PARKER HANNIFIN	\$1,125.00	\$1,125.00
311800171	2008-05-21	PARKER HANNIFIN CORPORATION	\$1,125.00	\$675.00
314003468	2010-02-02	PARKER HANNIFIN-QUICK COUPLER DIV	\$1,050.00	\$1,050.00
316615962		PARKER HANNIFIN CORPORATION	\$900.00	\$900.00
312039316	2009-09-29	PARKER HANNIFIN CORP HYDRAULIC PUMP MOTOR DIV	\$900.00	\$360.00

² In this case Committee staff found discrepancies between the information contained in the Department of Labor database and the Department Labor's public statements on the enforcement action. The Department of Labor's public statements contained the more correct figure."

310864814	2007-04-19	PARKER HANNIFIN CORPORATION	\$826.00	\$826.00
308842772	2007-09-12	PARKER HANNIFIN CORP	\$800.00	\$800.00
310560024	2007-01-17	PARKER HANNIFIN, INC.	\$800.00	\$560.00
2993509		BETA SYSTEMS DIVISION OF VELCON FILTERS INC	\$800.00	\$800.00
308831742	2007-08-14	PARKER HANNIFIN CORP BRASS PRODUCTS DIV	\$600.00	\$300.00
312161144	2010-05-01	BROWN MANUFACTURING CORPORATION	\$500.00	\$500.00
312963606	2009-03-30	PARKER HANNIFIN CORPORATION	\$300.00	\$300.00
311854061	2008-03-21	PARKER HANNIFIN CORP - OILDYNE DIVISION	\$300.00	\$210.00
14965628		BETA SYSTEMS DIVISION OF VELCON FILTERS INC	\$264.00	\$264.00
16438855		PARKER HANNIFIN CORP	\$180.00	\$180.00
311735138	2008-02-08	PARKER HANNIFIN CORPORATION	\$180.00	\$180.00
311148316	2007-09-11	PARKER HANNIFIN CORPORATION	\$150.00	\$150.00
Total	56 violations		\$751,826.00	\$525,487.60

Wage and Hour Division (WHD) Compliance Action Data

case_id	trade_nm	legal_name	bw_atp_amt	ee_atp_cnt	findings_start_date	findings_end_date
1662487	Parker Electronics	Parker Hannifin, Inc.	\$0.00		0	3/15/2011 8/13/2012
1471957	Parker Hannifin	Parker Hannifin Corporation	\$0.00		0	4/11/2005 4/1/2007
1496956	Parker Hannifin	Parker Hannifin Corporation Quick Coupling	\$0.00		0	12/1/2005 12/1/2007
Total	3 violations		\$0.00		0	

Reynolds Group Holdings Limited
(Pactiv Corporation)

Reynolds Group Holdings Limited

Legal Name of Company Identified in WHD Data: Pactiv Corporation

Company Headquarters: Auckland, New Zealand

Industry: Packaging

Company Overview: Reynolds Group Holdings is a manufacturer and supplier of consumer beverage and foodservice packaging products. Pactiv is a subsidiary of the Reynolds Group and manufactures and sells waste bags, food-storage bags, and disposable tableware and cookware.

Total Federal Contract Dollars 2012: \$37.2 million

Main Contracting Agencies: Department of Defense

Primary Nature of Federal Contracts: Supplied Department of Defense with bags, sacks, toiletry paper products, and plate, sheet, strip, foil, and wire.

Pactiv Corporation

An investigation by the U.S. Department of Labor's Wage and Hour Division resulted in the payment of \$753,836 in back wages owed to 731 employees of the Pactiv Corporation. The investigation found that a number of employees were not paid an overtime premium for working past 40 hours in a workweek. The violations resulted from the company's practice of changing pay periods every two weeks for employees working rotating shifts.



Search

Prime Award Advanced Search Sub-award Advanced Search

NOTE: You must click here for very important D&B information.

Prime Award Spending Data

View Sub-award Data

FY 2012 Submit

Filters: FY 2012 Contractor: Packaging Holdings Limited Clear All

By Agency By Prime Awardee By Location

Report Data Issues

View: Expanded Summary Go

Jump to: All Spending Data | Contracts Data Only | Assistance Data Only Export

Total Dollars: \$37,242,524	Number of Transactions: 12	Total Sub-Award Dollars: \$0	Number of Sub-Award Reports: 0
---------------------------------------	--------------------------------------	----------------------------------------	------------------------------------------

All Spending Data

PACKAGING HOLDINGS LIMITED

Top 5 Prime Award Recipient Locations (States)

1. Wisconsin	\$13,500,472	
2. Illinois	\$12,723,794	
3. Virginia	\$11,018,259	

Top 5 Prime Award Major Agencies

1. Department of Defense	\$37,242,524	
--------------------------	--------------	--

Top 5 Prime Award Sub Agencies

1. Defense Commissary Agency (Deca)	\$37,242,524	
-------------------------------------	--------------	--

Top 10 Prime Awards in FY2012

1. Contract: Department of Defense 1209 Bags and Sacks	\$3,929,598	
2. Contract: Department of Defense 1206 Toiletry Paper Products	\$3,481,473	
3. Contract: Department of Defense 1212 Plate, Sheet, Strip, Foil, and Wire:	\$3,480,813	
4. Contract: Department of Defense 1209 Toiletry Paper Products	\$3,475,638	
5. Contract: Department of Defense 1206 Bags and Sacks	\$3,385,284	
6. Contract: Department of Defense 1203 Bags and Sacks	\$3,145,844	
7. Contract: Department of Defense 1212 Bags and Sacks	\$3,039,746	
8. Contract: Department of Defense 1212 Toiletry Paper Products	\$2,951,358	
9. Contract: Department of Defense 1203 Toiletry Paper Products	\$2,815,325	
10. Contract: Department of Defense 1209 Plate, Sheet, Strip, Foil, and Wire: Precious Metal	\$2,719,040	

Contracts Data Only

Top 5 Prime Award Type of Contracts Used

1. Firm Fixed Price	\$37,242,524	
---------------------	--------------	--

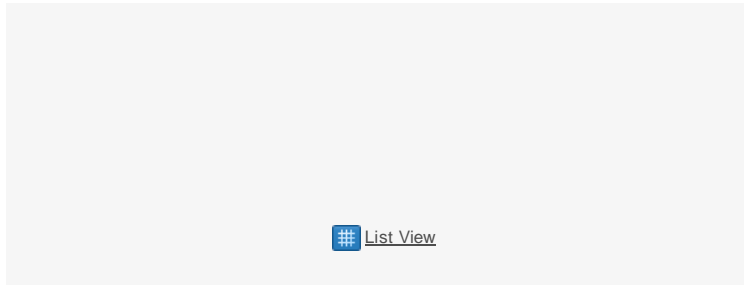
Top 5 Prime Award Contractors


1. Packaging Holdings Limited	\$37,242,524	
-------------------------------	--------------	--

Top 5 Prime Award Products or Services Sold

1. Bags and Sacks	\$13,500,472	
2. Toiletry Paper Products	\$12,723,794	
3. Plate, Sheet, Strip, Foil, and Wire: Precious Metal	\$11,018,259	







Competition



 [List View](#)

* Click on the pie chart slice or the corresponding legend text for Competed/Not Competed Dollars to drill down more into "Dollars by Competition Type"

Prime Awards Timeline

-  Contracts
-  Grants
-  Direct Payments
-  Insurance
-  Loans and Guarantees
-  Others

 [List View](#)

All prime awardee data as reported by agencies. The assistance prime awardee data includes agency submissions as of 11/21/2013 and the contracts prime awardee data includes procurement data downloaded from FPDS as of 11/22/2013. Please note that availability of DOD contracts prime awardee data is delayed by 90 days to protect operations tempo. All Sub-awardee data is based on prime awardee submissions from FSRS, for sub-contracts as of 11/21/2013 and for sub-grants as of 11/21/2013. For more information about the data, data sources, and data timeliness, please see [Learn](#).

The quality procurement data is maintained by the federal agencies by annual verification and validation of their data in FPDS. For more information on how the quality is maintained and what the government is doing in ensuring the quality please see [PDF](#).

[About](#) | [Opportunities](#) | [FAQs](#) | [Feedback](#) | [Accessibility](#) | [Privacy Policy](#) | [Disclaimer](#)



**All Parent and Subsidiary Violations 2007-2012 contained in
Department of Labor enforcement data for Wage and Hour
Division and Occupational Safety and Health
Administration**

Occupational Safety and Health Administration (OSHA) Enforcement Data

InspectionID	CaseClosedDate	EstablishmentName	SumOfInitialPenalties	SumOfCurrentPenalties
307845388	2011-01-27	REYNOLDS, INC.	\$110,000.00	\$36,000.00
312592918	2009-11-17	REYNOLDS PACKAGING KAMA	\$70,000.00	\$42,500.00
311373484	2010-01-25	REYNOLDS PACKAGING KAMA INC.	\$70,000.00	\$7,000.00
126088236	2008-12-22	PACTIV CORPORATION	\$43,245.00	\$9,685.00
301331385		PACTIV CORPORATION	\$36,000.00	\$2,250.00
313786816		GRAHAM PACKAGING COMPANY L. P.	\$28,000.00	\$9,100.00
313640336	2011-08-16	PACTIV	\$18,500.00	\$5,000.00
312366735	2009-03-02	PACTIV CORP.	\$15,000.00	\$8,000.00
309148872		PACTIV CORP	\$13,835.00	\$3,600.00
309463925	2007-07-18	REYNOLDS FOOD PACKAGING LLC	\$13,500.00	\$4,500.00
315278929		REYNOLDS CONSUMER PRODUCTS COMPANY	\$13,000.00	\$13,000.00
315463000	2011-09-07	GRAHAM PACKAGING COMPANY, L.P.	\$12,950.00	\$9,065.00
126084805		PACTIV CORPORATION	\$12,370.00	\$4,500.00
312228331	2008-07-15	REYNOLD'S FLEXIBLE PACKAGING	\$11,250.00	\$9,750.00
313963324	2010-03-31	GRAHAM PACKAGING COMPANY, LP	\$9,555.00	\$7,917.00
310256581	2007-04-20	PACTIV CORPORATION	\$9,375.00	\$2,500.00
313962607	2010-10-06	REYNOLDS FLEXIBLE PACKAGING	\$9,100.00	\$1,137.50
311376321	2008-10-07	REYNOLDS PACKAGING KAMA	\$7,000.00	\$3,500.00
314259375	2011-03-25	REYNOLDS INC	\$6,300.00	\$6,300.00
315057083	2011-12-21	REYNOLDS PACKAGING LLC	\$6,300.00	\$4,500.00
310956834	2009-03-23	REYNOLDS, INC.	\$6,300.00	\$3,150.00
310551957	2010-10-20	REYNOLDS PACKING CO. DBA M AND R PACKING CO.	\$5,850.00	\$450.00
310545736	2007-06-06	DOPACO INC	\$5,620.00	\$5,620.00
307187062		PACTIV CORPORATION	\$5,400.00	\$800.00
313176331	2010-06-29	PACTIV CORPORATION	\$4,250.00	\$3,825.00
315798876	2012-03-30	GRAHAM PACKAGING COMPANY L.P.	\$4,250.00	\$3,180.00
120325477	2010-09-13	REYNOLDS METALS CO	\$3,835.00	\$3,835.00
312576002	2011-10-20	REYNOLDS PACKING CO., INC. DBA M&R PACKING COMPANY	\$3,675.00	\$1,400.00
315056028	2011-02-22	PACTIV CORP.	\$3,600.00	\$2,520.00
301334959		PACTIV	\$3,500.00	\$300.00
310585856	2007-02-01	PACTIV CORPORATION	\$3,025.00	\$1,000.00
313884140	2010-03-09	GRAHAM PACKAGING CO.	\$3,000.00	\$3,000.00
315841783	2012-01-17	PACTIV	\$2,800.00	\$1,500.00
316369081		PACTIV, LLC	\$2,750.00	\$2,750.00
312365737	2008-11-14	PACTIV CORP.	\$2,625.00	\$2,500.00
312519432	2008-12-23	PACTIV	\$2,400.00	\$1,560.00
313963266	2010-10-06	REYNOLDS FLEXIBLE PACKAGING	\$2,380.00	\$2,380.00
313148801	2009-11-23	REYNOLDS INC.	\$2,125.00	\$1,487.50
310722764	2009-02-11	DOPACO, INC.	\$2,125.00	\$1,488.00
309292852	2009-05-07	GRAHAM PACKAGING COMPANY, LP	\$1,875.00	\$1,500.00
312522535	2009-04-21	PACTIV CORPORATION	\$1,625.00	\$1,625.00
310123955	2007-03-02	GRAHAM PACKAGING PLASTIC PRODUCTS INC.	\$1,625.00	\$975.00
315189332	2011-05-18	GRAHAM PACKAGING COMPANY	\$1,500.00	\$1,500.00
311852040	2008-06-06	PACTIV CORPORATION	\$1,275.00	\$500.00
315286120	2011-05-23	REYNOLDS, INC.	\$1,204.00	\$1,000.00
308824630	2008-04-23	EVERGREEN PACKAGING	\$1,000.00	\$500.00
312087786	2008-10-29	REYNOLDS INC	\$975.00	\$0.00
120324462	2008-06-11	PACTIV CORP	\$935.00	\$935.00
315582932	2012-03-13	GRAHAM PACKAGING COMPANY	\$900.00	\$900.00

314359738	2011-03-18	PACTIV CORPORATION	\$850.00	\$500.00
312572035	2010-10-20	REYNOLDS PACKING CO. DBA M AND R PACKING CO.	\$635.00	\$350.00
306092123	2008-11-25	REYNOLDS PACKING CO DBA M & R COMPANY	\$600.00	\$600.00
316696152		GRAHAM PACKAGING LC, LP	\$550.00	\$550.00
313723546	2009-09-18	REYNOLDS CONTAINER CORP. (HUBBLE CONTAINER CORP.)	\$300.00	\$180.00
315813808	2011-07-07	GRAHAM PACKAGING LC, LP	\$300.00	\$300.00
1909910		REYNOLDS AMERICAN MFG CORP	\$200.00	\$200.00
212746		REYNOLDS METAL CO	\$180.00	\$180.00
Total	57 violations		\$601,319.00	\$244,845.00

Wage and Hour Division (WHD) Compliance Action Data

case_id	trade_nm	legal_name	bw_atp_amt	ee_atp_cnt	findings_start_date	findings_end_date
1609908	Pactiv	Pactiv Corporation	\$753,836.88	731	1/11/2009	1/2/2011
1543375	Pactiv Corporation	Pactiv Corporation	\$86,959.35	88	1/11/2009	1/2/2011
1559655	Pactiv	Pactiv Corporation	\$82,765.38	159	1/11/2009	1/2/2011
1626207	Graham Packaging Company, Inc.	Graham Packaging Company, Inc	\$16,697.04	3	8/26/2009	8/25/2011
1565164	Graham Packaging	Graham Packaging Company	\$11,675.60	1	4/8/2008	5/16/2008
1594896	Pactiv	Pactiv Corporation	\$0.00	0	4/4/2009	4/2/2011
1614031	Pactiv	Pactiv Corporation	\$0.00	0	3/28/2009	3/26/2011
1586633	Evergreen Packing Company	Evergreen Packaging	\$0.00	0	6/22/2010	8/18/2010
1643996	Evergreen Packaging	EvergreenPackaging, Inc.	\$0.00	0	4/28/2010	4/27/2012
1472994	Graham Packaging	Graham Packaging Company, L.P.	\$0.00	0	2/16/2007	2/27/2007
1479052	Graham Packaging	Graham Packaging Company. L.P.	\$0.00	0	3/21/2007	4/13/2007
1615935	Graham Packaging Company, Inc.	Graham Packaging Company, Inc.	\$0.00	0	1/1/2010	3/1/2011
Total	12 violations		\$951,934.25	982		

Maxwell Farms and Seaboard Corporation
(Butterball Turkey Company)

Maxwell Farms and Seaboard Corporation

Name of Company Identified in OSHA Data: Butterball Turkey Company

Company Headquarters: Merriam, Kansas (Seaboard). Goldsboro, N.C (Maxwell Farms)

Industry: Agriculture and Shipping

Company Overview: The Seaboard Corporation operates a worldwide agriculture and shipping business and employs more than 23,000 people. Maxwell Farms processes and markets turkey, meat, and pork products and is a subsidiary of Goldsboro Milling Company. Butterball is jointly owned by the Seaboard Corporation and Maxwell farms and manufactures food products, specializing in turkey, cured meats, and raw roasts. They are the largest producer of turkey products in the United States.

Total Federal Contract Dollars 2012: \$17.5 million

Main Contracting Agencies: Department of Defense

Primary Nature of Federal Contracts: Provides the Department of Defense meat, poultry, and fish.



Search

Prime Award Advanced Search Sub-award Advanced Search

NOTE: You must click here for very important D&B information.

Prime Award Spending Data

View Sub-award Data

FY 2012 Submit

Filters: FY 2012 Contractor: Butterball Llc Clear All

By Agency By Prime Awardee By Location

Report Data Issues

View: Expanded Summary Go

Jump to: All Spending Data | Contracts Data Only | Assistance Data Only Export

Total Dollars: \$17,457,159	Number of Transactions: 25	Total Sub-Award Dollars: \$0	Number of Sub-Award Reports: 0
---------------------------------------	--------------------------------------	----------------------------------------	------------------------------------------

All Spending Data

BUTTERBALL LLC

Top 5 Prime Award Recipient Locations (States)

1. North Carolina	\$17,457,159	
-------------------	--------------	--

Top 5 Prime Award Major Agencies

1. Department of Defense	\$17,457,159	
--------------------------	--------------	--

Top 5 Prime Award Sub Agencies

1. Defense Commissary Agency (Deca)	\$17,457,159	
-------------------------------------	--------------	--

Top 10 Prime Awards in FY2012

1. Contract: Department of Defense 1212 Meat, Poultry, and Fish	\$6,734,091	
2. Contract: Department of Defense 1209 Meat, Poultry, and Fish	\$1,832,512	
3. Contract: Department of Defense 1209 Meat, Poultry, and Fish	\$1,636,093	
4. Contract: Department of Defense 1206 Meat, Poultry, and Fish	\$1,434,579	
5. Contract: Department of Defense 1212 Meat, Poultry, and Fish	\$1,170,422	
6. Contract: Department of Defense 1212 Meat, Poultry, and Fish	\$1,138,950	
7. Contract: Department of Defense 1203 Meat, Poultry, and Fish	\$1,115,113	
8. Contract: Department of Defense 1206 Meat, Poultry, and Fish	\$676,222	
9. Contract: Department of Defense 1209 Meat, Poultry, and Fish	\$411,530	
10. Contract: Department of Defense 1212 Meat, Poultry, and Fish	\$373,382	

Contracts Data Only

Top 5 Prime Award Type of Contracts Used

1. Firm Fixed Price	\$17,457,159	
---------------------	--------------	--

Top 5 Prime Award Contractors

1. Butterball Llc	\$17,457,159	
-------------------	--------------	--

Top 5 Prime Award Products or Services Sold

1. Meat, Poultry, and Fish	\$17,457,159	
----------------------------	--------------	--

Competition

List View

* Click on the pie chart slice or the corresponding legend text for Completed/Not Completed Dollars to drill down more into "Dollars by Competition Type"

Prime Awards Timeline

- Contracts
- Grants
- Direct Payments
- Insurance
- Loans and Guarantees
- Others

List View

All prime awardee data as reported by agencies. The assistance prime awardee data includes agency submissions as of 11/21/2013 and the contracts prime awardee data includes procurement data downloaded from FPDS as of 11/22/2013. Please note that availability of DOD contracts prime awardee data is delayed by 90 days to protect operations tempo. All Sub-awardee data is based on prime awardee submissions from FSRS, for sub-contracts as of 11/21/2013 and for sub-grants as of 11/21/2013. For more information about the data, data sources, and data timeliness, please see [Learn](#).

The quality procurement data is maintained by the federal agencies by annual verification and validation of their data in FPDS. For more information on how the quality is maintained and what the government is doing in ensuring the quality please see [PDF](#).

[About](#) | [Opportunities](#) | [FAQs](#) | [Feedback](#) | [Accessibility](#) | [Privacy Policy](#) | [Disclaimer](#)



**All Parent and Subsidiary Violations 2007-2012 contained in
Department of Labor enforcement data for Wage and Hour
Division and Occupational Safety and Health
Administration**

Occupational Safety and Health Administration (OSHA) Enforcement Data

InspectionID	CaseClosedDate	EstablishmentName	SumOfInitialPenalties	SumOfCurrentPenalties
101511509		BUTTERBALL TURKEY COMPANY	\$998,360.00	\$425,000.00
307527564	2007-01-11	SEABOARD FARMS, INC.	\$101,700.00	\$59,600.00
307526533	2007-01-10	SEABOARD FARMS, INC.	\$37,500.00	\$17,400.00
311904452	2008-12-15	SEABOARD FOODS, LP	\$28,825.00	\$10,825.00
309784999	2007-03-13	SEABOARD FOODS LIVE PRODUCTION	\$17,125.00	\$9,000.00
313101040	2010-06-16	SEABOARD MARINE LIMITED	\$16,050.00	\$16,050.00
314024001	2010-08-10	BUTTERBALL LLC	\$12,000.00	\$8,675.00
309789840	2007-04-11	SEABOARD FOODS OPTIMA FEED MILL	\$11,475.00	\$6,000.00
312321425	2008-10-03	JACINTOPORT INTERNATIONAL	\$8,075.00	\$2,125.00
310470844	2008-04-25	BUTTERBALL, LLC	\$7,125.00	\$7,000.00
300471422	2011-01-05	SEABOARD FARMS INC.	\$7,125.00	\$3,375.00
315351312	2012-02-01	SEABOARD MARINE LTD, INC.	\$6,300.00	\$4,725.00
311360333	2008-11-20	JACINTOPORT INTERNATIONAL	\$6,000.00	\$6,000.00
116127077	2007-03-26	SEABOARD MARINE CORPORATION	\$5,950.00	\$5,950.00
308306711	2007-01-30	SEABOARD FOODS LP	\$5,575.00	\$2,787.50
119802122	2007-05-10	BUTTERBALL TURKEY COMPANY	\$5,000.00	\$5,000.00
332802594	2012-04-12	BUTTERBALL, LLC	\$5,000.00	\$3,500.00
314262924	2012-07-18	SEABOARD MARINE, LTD, INC.	\$5,000.00	\$2,500.00
310209333	2007-04-12	SEABOARD MARINE	\$4,200.00	\$4,200.00
106029085	2009-05-07	BUTTERBALL TURKEY COMPANY	\$4,100.00	\$4,100.00
312036809	2010-06-09	BUTTERBALL FARMS INC	\$2,400.00	\$960.00
311904445	2008-11-03	SEABOARD FOODS, LP	\$2,125.00	\$2,125.00
308809672	2008-10-30	BUTTERBALL FARMS INC	\$1,800.00	\$900.00
312803687	2009-11-10	SEABOARD FOODS, LLC	\$1,500.00	\$750.00
316362763		BUTTERBALL, LLC	\$750.00	\$750.00
304677867	2007-05-09	SEABOARD MARINE CORPORATION	\$225.00	\$225.00
Total	26 violations		\$1,301,285.00	\$609,522.50

Wage and Hour Division (WHD) Compliance Action Data

case_id	trade_nm	legal_name	bw_atp_amt	ee_atp_cnt	findings_start_date	findings_end_date
1557827	Seaboard Farms Pork Processing Facility	Seaboard Farms Pork Processing Facility	\$0.00		4/28/2008	4/27/2010
Total	1 violation		\$0.00			

Serco Group PLC
(S.I. International, Inc.)

Serco Group PLC

Legal Name of Company Identified in WHD Data: S.I. International, Inc.

Company Headquarters: Hook, UK

Industry: Government contracting

Company Overview: Serco Group is a British government services company whose operations include IT outsourcing, aviation, public and private transport and traffic control, military and nuclear weapons contracts, and detention centers and prisons. The company reported revenue of more than \$4.8 billion in 2012. S.I. International was acquired by Serco in 2008.

Total Federal Contract Dollars 2012: \$573 million

Main Contracting Agencies: Department of Defense, Office of Personnel Management, and Department of State

Primary Nature of Federal Contracts: Professional support and the maintenance, repair and rehabilitation of equipment.

S.I. International, Inc.

The U.S. Department of Labor recovered more than \$1.5 million in back wages for 272 employees of SI International SEIT Inc., a contractor for the U.S. Department of Homeland Security's U.S. Citizenship and Immigration Services (USCIS) Vermont Service Center, at various locations in St. Albans and Essex Junction, Vermont.

SI International SEIT Inc., a wholly-owned subsidiary of SI International Inc., employed workers at the Vermont Service Center under federal service contracts subject to the Service Contract Act's prevailing wage provisions. Following an investigation, the Department of Labor Wage and Hour Division cited the company for misclassifying employees and failing to pay them the proper prevailing wage rates for the type of work they were actually performing.



Search

Prime Award Advanced Search Sub-award Advanced Search

NOTE: You must click here for very important D&B information.

Prime Award Spending Data

View Sub-award Data

FY 2012 Submit

Filters: FY 2012 Contractor: Serco Group Plc Clear All

By Agency By Prime Awardee By Location

Report Data Issues

View: Expanded Summary Go

Jump to: All Spending Data | Contracts Data Only | Assistance Data Only | Export

Total Dollars: \$573,072,729	Number of Transactions: 1,877	Total Sub-Award Dollars: \$30,000	Number of Sub-Award Reports: 1
----------------------------------------	-----------------------------------------	---------------------------------------------	------------------------------------------

All Spending Data

SERCO GROUP PLC

Top 5 Prime Award Recipient Locations (States)

1. Virginia	\$495,439,190	
2. Colorado	\$57,121,721	
3. New Jersey	\$14,614,431	
4. Maryland	\$1,178,467	
5. Unknown	\$551,903	

Top 5 Prime Award Major Agencies

1. Department of Defense	\$414,676,177	
2. Office of Personnel Management	\$59,343,352	
3. Department of State	\$49,200,142	
4. Department of Homeland Security	\$33,509,527	
5. Department of Commerce	\$9,653,951	

Top 5 Prime Award Sub Agencies

1. Department of the Navy	\$197,173,437	
2. Department of the Army	\$147,147,200	
3. Department of the Air Force	\$70,328,952	
4. Office of Personnel Management	\$59,343,352	
5. Department of State	\$49,200,142	

Top 10 Prime Awards in FY2012

1. Contract: Department of Defense 2E09 Support- Professional: Other	\$34,278,821	
2. Contract: Office of Personnel Management OPM020700008O0845 Education/Training- Lectures	\$24,587,081	
3. Contract: Office of Personnel Management O0845 Education/Training- Other	\$24,587,081	
4. Contract: Department of Defense 5030 Maint/Repair/Rebuild of Equipment- Communication, Detection, and	\$24,263,333	
5. Contract: Department of State SAQMMA12C0187 Support- Management: Other	\$21,300,000	
6. Contract: Department of State SAQMMA11C0054 Support- Administrative: Other	\$21,200,000	
7. Contract: Department of Homeland Security HSSCCG09C00007 Support- Professional: Other	\$11,637,763	
8. Contract: Department of Defense 0149 Maint/Repair/Rebuild of Equipment- Electrical and Electronic Equipment Components	\$11,283,524	
9. Contract: Department of Defense W52P1J12C0061 Support- Professional: Program Management/Support	\$10,732,967	
10. Contract: Department of Defense W560MY12C0007 Support- Management: Logistics Support	\$8,729,594	

Contracts Data Only

Top 5 Prime Award Type of Contracts Used

1. Firm Fixed Price	\$300,301,962	
2. Cost Plus Fixed Fee	\$173,519,814	

Top 5 Prime Award Contractors

1. Serco Group Plc	\$573,072,729	
2. Serco North America (Holdings) INC	\$-262,435	

3.	Cost Plus Award Fee	\$33,203,863	
4.	Cost Plus Incentive	\$29,706,693	
5.	Cost No Fee	\$17,156,868	

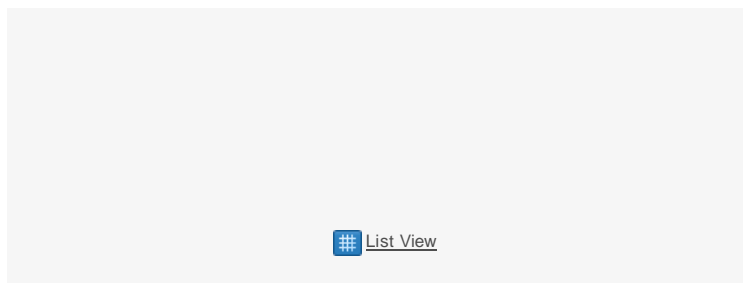
Top 5 Prime Award Products or Services Sold

1.	Support- Professional: Other	\$122,598,251	
2.	Maint/Repair/Rebuild of Equipment- Communication, Detection, and Coherent Radiation Equipment	\$81,170,400	
3.	Support- Professional: Program Management/Support	\$61,170,990	
4.	It and Telecom- Other It and Telecommunications	\$55,986,577	
5.	Support- Administrative: Other	\$47,835,019	

Top 5 Contract Sub-awardees

Serco Group Plc	\$30,000	
-----------------	----------	--

Competition



* Click on the pie chart slice or the corresponding legend text for Competed/Not Competed Dollars to drill down more into "Dollars by Competition Type"

Prime Awards Timeline

- Contracts
- Grants
- Direct Payments
- Insurance
- Loans and Guarantees
- Others

List View

All prime awardee data as reported by agencies. The assistance prime awardee data includes agency submissions as of 11/21/2013 and the contracts prime awardee data includes procurement data downloaded from FPDS as of 11/22/2013. Please note that availability of DOD contracts prime awardee data is delayed by 90 days to protect operations tempo. All Sub-awardee data is based on prime awardee submissions from FSRS, for sub-contracts as of 11/21/2013 and for sub-grants as of 11/21/2013. For more information about the data, data sources, and data timeliness, please see [Learn](#).

The quality procurement data is maintained by the federal agencies by annual verification and validation of their data in FPDS. For more information on how the quality is maintained and what the government is doing in ensuring the quality please see [PDF](#).

[About](#) | [Opportunities](#) | [FAQs](#) | [Feedback](#) | [Accessibility](#) | [Privacy Policy](#) | [Disclaimer](#)



**All Parent and Subsidiary Violations 2007-2012 contained in
Department of Labor enforcement data for Wage and Hour
Division and Occupational Safety and Health
Administration**

Occupational Safety and Health Administration (OSHA) Enforcement Data

InspectionID	CaseClosedDate	EstablishmentName	SumOfInitialPenalties	SumOfCurrentPenalties
311963698	2011-04-15	SERCO CONSTRUCTION GROUP LTD	\$7,500.00	\$7,500.00
301602991	2007-11-29	SERCO	\$5,250.00	\$3,035.00
311215768	2008-10-22	SERCO MANAGEMENT SERVICES, INC.	\$2,625.00	\$2,625.00
311329809	2009-02-10	SERCO	\$1,750.00	\$0.00
331068726	2012-02-24	SERCO INC.	\$1,000.00	\$0.00
Total	5 violations		\$18,125.00	\$13,160.00

Wage and Hour Division (WHD) Compliance Action Data

case_id	trade_nm	legal_name	bw_atp_amt	ee_atp_cnt	findings_start_date	findings_end_date
1497289	S.I. International, Inc.	S.I. International, Inc.	\$1,559,978.02	272	12/1/2005	11/30/2007
1516696	Serco	Serco, Inc.	\$113,046.46	28	10/1/2007	5/31/2008
1624222	Serco	Serco inc	\$80,206.77	7	5/20/2009	8/5/2011
1464511	SERCO	SERCO of Texas	\$28,495.64	72	3/12/2005	3/12/2007
1589562	Serco Management Services, Inc.	Serco, Inc.	\$4,208.99	30	2/6/2010	10/28/2011
1489198	Comfort Suite	Serco DBA Comfort Suites	\$2,630.46	13	9/24/2005	9/22/2007
1644768	Serco, Inc.	Serco, Inc.	\$590.03	1	3/24/2010	3/23/2012
1608090	Serco	Serco, Inc.	\$0.00	0	10/1/2010	5/6/2011
1643361	SERCO Management Services Inc.	SERCO Management Services Inc	\$0.00	0	3/6/2010	3/6/2012
1673653	Serco Management Services, Inc.	Serco, Inc.	\$0.00	0	11/16/2010	11/15/2012
1646404	SERCO Management Services, Inc.	SERCO Management Services, Inc.	\$0.00	0	3/20/2010	3/16/2012
1470886	Serco, Inc	Serco, Inc.	\$0.00	0	10/1/2006	3/30/2007
1433975	Serco, Inc.	Serco, Inc.	\$0.00	0	4/1/2006	4/1/2008
1469588	Serco	Serco Management Services, Inc.	\$0.00	0	10/1/2006	5/4/2007
Total	14 violations		\$1,789,156.37	423		

Southwest Research Institute

Southwest Research Institute

Legal Name of Company Identified in WHD Data: Southwest Research Institute

Company Headquarters: San Antonio, Texas

Industry: Research and development

Company Overview: Southwest Research Institute is an independent, nonprofit applied research and development organization. Eleven technical divisions offer a wide range of technical expertise and services areas which include engine design and development, emissions certification testing, fuels and lubricants evaluation, chemistry, space science, nondestructive evaluation, automation, mechanical engineering, and electronics. The company's total revenue for 2012 was \$584 million.

Total Federal Contract Dollars 2012: \$163.1 million

Main Contracting Agencies: NASA and Department of Defense

Primary Nature of Federal Contracts: Research and development

Southwest Research Institute

An investigation by the U.S. Department of Labor's Wage and Hour Division resulted in the payment of \$843,965 in back wages owed to 149 employees of the Southwest Research Institute. This investigation was focused on the company's \$2.1 billion Service Contract performed at the Umatilla Chemical Depot and found that Southwest Research Institute failed to pay its service employees working inside the secured gates the prevailing wage as specified in the wage determination for all hours worked in the workweek. Wage and Hour also found that the company failed to pay employees at a rate not less than one and one half times the prevailing wage rate listed in the wage determination for hours worked in excess of forty hours in a workweek.



Search

Prime Award Advanced Search Sub-award Advanced Search

NOTE: You must click here for very important D&B information.

Prime Award Spending Data

View Sub-award Data

FY 2012 Submit

Filters: FY 2012 Contractor: Southwest Research Institute Inc Clear All

By Agency By Prime Awardee By Location

Report Data Issues

View: Expanded Summary Go

Jump to: All Spending Data | Contracts Data Only | Assistance Data Only | Export

Total Dollars: \$163,061,086	Number of Transactions: 601	Total Sub-Award Dollars: \$4,645,241	Number of Sub-Award Reports: 17
----------------------------------------	---------------------------------------	------------------------------------------------	-------------------------------------------

All Spending Data

SOUTHWEST RESEARCH INSTITUTE INC

Top 5 Prime Award Recipient Locations (States)

1. Texas	\$163,061,086	
----------	---------------	--

Top 5 Prime Award Major Agencies

1. National Aeronautics and Space Administration	\$93,279,691	
2. Department of Defense	\$48,148,930	
3. Nuclear Regulatory Commission	\$9,460,149	
4. Department of Homeland Security	\$3,322,921	
5. Department of Transportation	\$2,784,452	

Top 5 Prime Award Sub Agencies

1. National Aeronautics and Space Administration	\$93,279,691	
2. Department of the Army	\$24,811,520	
3. Department of the Navy	\$9,476,052	
4. Nuclear Regulatory Commission	\$9,460,149	
5. Department of the Air Force	\$9,378,927	

Top 10 Prime Awards in FY2012

1. Contract: National Aeronautics and Space Administration NNG04EB99C R&d- Space: Science/Applications (Basic Research)	\$15,651,483	
2. Contract: National Aeronautics and Space Administration NNG04EB99C R&d- Space: Science/Applications (Basic Research)	\$13,359,575	
3. Contract: National Aeronautics and Space Administration NNG04EB99C R&d- Space: Science/Applications (Basic Research)	\$6,749,600	
Space Administration NNG10EK25C Space Vehicle Components		
5. Contract: National Aeronautics and Space Administration NNM06AA75C (Applied Research/Exploratory Development)	\$5,312,000	
6. Contract: National Aeronautics and Space Administration HQTR0200204DNASW02008 R&d- Space: Other (Engineering Development)	\$5,232,492	
7. Contract: National Aeronautics and Space Administration NNG04EB99C R&d- Space: Science/Applications (Basic Research)	\$4,785,131	
8. Contract: Department of Defense W56HZV09C0100 R&d- Defense Other: Fuels/Lubricants (Applied Research/Exploratory Development)	\$4,751,626	
9. Contract: National Aeronautics and Space Administration NNG04EB99C R&d- Space: Science/Applications (Basic Research)	\$4,251,267	
10. Contract: National Aeronautics and Space Administration HQTR0200204DNASW02008 R&d- Space: Other (Engineering Development)	\$3,964,579	

Contracts Data Only

Top 5 Prime Award Type of Contracts Used

1.	Cost Plus Fixed Fee	\$129,891,494	
2.	Firm Fixed Price	\$19,158,897	
3.	Cost Plus Award Fee	\$5,930,274	
4.	Time and Materials	\$2,854,000	
5.	Labor Hours	\$2,582,596	

Top 5 Prime Award Contractors

1.	Southwest Research Institute Inc	\$163,061,086	
----	----------------------------------	---------------	--

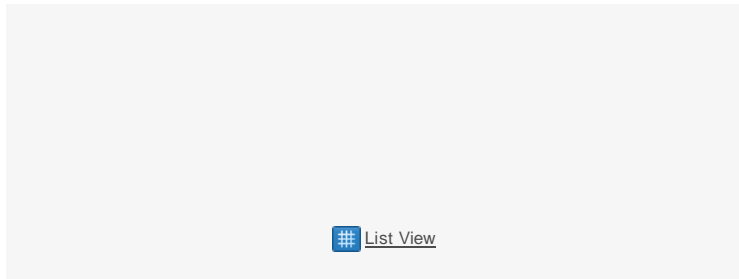
Top 5 Prime Award Products or Services Sold i

1.	R&d- Space: Science/Applications (Basic Research)	\$50,977,416	
2.	R&d- Defense Other: Fuels/Lubricants (Applied Research/Exploratory Development)	\$10,672,239	
3.	R&d- Space: Other (Engineering Development)	\$9,928,571	
4.	R&d- Space: Science/Applications (Applied Research/Exploratory Development)	\$9,454,519	
5.	Space Vehicle Components	\$9,158,641	

Top 5 Contract Sub-awardees

1.	Southwest Research Institute	\$2,776,349	
----	------------------------------	-------------	--

Competition



[List View](#)

* Click on the pie chart slice or the corresponding legend text for Competed/Not Competed Dollars to drill down more into "Dollars by Competition Type"

Prime Awards Timeline

- Contracts
- Grants
- Direct Payments
- Insurance
- Loans and Guarantees
- Others

[List View](#)

All prime award data as reported by agencies. The assistance prime award data includes agency submissions as of 11/21/2013 and the contracts prime award data includes procurement data downloaded from FPDS as of 11/22/2013. Please note that availability of DOD contracts prime award data is delayed by 90 days to protect operations tempo. All Sub-awardee data is based on prime award submissions from FSRS, for sub-contracts as of 11/21/2013 and for sub-grants as of 11/21/2013. For more information about the data, data sources, and data timeliness, please see [Learn](#).

**All Parent and Subsidiary Violations 2007-2012 contained in
Department of Labor enforcement data for Wage and Hour
Division and Occupational Safety and Health
Administration**

Occupational Safety and Health Administration (OSHA) Enforcement Data

None

Wage and Hour Division (WHD) Compliance Action Data

case_id	trade_nm	legal_name	bw_atp_amt	ee_atp_cnt	findings_start_date	findings_end_date
1562174	Southwest Research Institute	Southwest Research Institute	\$843,965.12	149	2/14/2007	2/13/2009
1547764	Southwest Research Institute	Southwest Research Institute	\$552,387.22	111	10/28/2006	10/27/2008
1576109	Southwest Research Institute	Southwest Research Institute	\$0.00	0	2/2/2009	2/1/2011
Total	3 violations		\$1,396,352.34	260		

Sprint Corporation
(Sprint/United Management Company)

Sprint Corporation

Legal Name of Company Identified in WHD Data: Sprint/United Management Company

Company Headquarters: Overland Park, Kansas

Industry: Telecommunications

Company Overview: Sprint Corporation is a telecommunications company that provides wireless services and who is also a global internet carrier. As of 2013 it was the third largest wireless network operator in the United States and had fiscal year 2012 revenue of \$35.3 billion. In July 2013, the SoftBank Corporation purchased a controlling interest in Sprint.

Total Federal Contract Dollars 2012: \$131.9 million

Main Contracting Agencies: Department of Defense and Department of Homeland Security

Primary Nature of Federal Contracts: IT and telecommunications support.

Sprint/United Management Company

Sprint paid \$259,429 in back wages to 1,013 employees after an investigation found that the company's Bristol call center was in violation of the Fair Labor Standards Act (FLSA). The company was also assessed a fine of \$222,860 due to its history of violations.

An investigation conducted by the department's Wage and Hour Division determined that Sprint did not pay its customer care specialists for all hours worked, resulting in overtime violations. The company also failed to maintain required records. Sprint violated the overtime provisions of the Fair Labor Standards Act when the customer care specialists were not paid for work completed prior to the beginning of their shifts. The employees were found to have worked an average of nine unpaid minutes at the beginning of each shift.



Search

Prime Award Advanced Search Sub-award Advanced Search

NOTE: You must click here for very important D&B information.

Prime Award Spending Data

View Sub-award Data

FY 2012 Submit

Filters: FY 2012 Contractor: Sprint Nextel Corporation Clear All

By Agency By Prime Awardee By Location

Report Data Issues

View: Expanded Summary Go

Jump to: All Spending Data | Contracts Data Only | Assistance Data Only | Export

Total Dollars: \$131,936,533	Number of Transactions: 3,651	Total Sub-Award Dollars: \$0	Number of Sub-Award Reports: 0
----------------------------------------	-----------------------------------------	----------------------------------------	------------------------------------------

All Spending Data

SPRINT NEXTEL CORPORATION

Top 5 Prime Award Recipient Locations (States)

1. Virginia	\$133,580,730	
2. Kansas	\$61,414	
3. Georgia	\$13,000	
4. Maryland	-\$1,431	
5. Washington	-\$2,416	

Top 5 Prime Award Major Agencies

1. Department of Defense	\$69,751,191	
2. Department of Homeland Security	\$16,866,021	
3. Department of Veterans Affairs	\$12,505,153	
4. Department of Interior	\$7,413,680	
5. Department of Treasury	\$6,577,062	

Top 5 Prime Award Sub Agencies

1. Defense Information Systems Agency (Disa)	\$26,913,347	
2. Department of the Army	\$24,635,070	
3. Department of the Navy	\$17,060,041	
4. Department of Veterans Affairs	\$12,505,153	
5. U.S. Immigration and Customs Enforcement	\$12,103,036	

Top 10 Prime Awards in FY2012

1. Contract: Department of Defense HC101304C5003 Telephone and-or Communications Ser	\$6,995,600	
2. Contract: Department of Defense 0006 It and Telecom- Telecommunications and Transmission	\$4,708,740	
3. Contract: Department of Interior It and Telecom- Telecommunications and Transmission	\$4,469,000	
4. Contract: Department of Defense It and Telecom- Telecommunications and Transmission	\$4,292,500	
5. Contract: Department of Homeland Security HSCETE12J00275 Support- Professional: Communications	\$2,802,392	
6. Contract: Department of Interior INN09PD10224 It and Telecom- Telecommunications and Transmission	\$2,500,000	
7. Contract: Department of Defense HC101312F6031 It and Telecom- Telecommunications and Transmission	\$2,317,230	
8. Contract: Department of Homeland Security HSCETE12J00107 Support- Professional: Communications	\$2,310,792	
9. Contract: Department of Defense 1N08 It and Telecom- Telecommunications and Transmission	\$2,103,640	
10. Contract: Department of Defense 1N07 It and Telecom- Telecommunications and Transmission	\$2,088,004	

Contracts Data Only

Top 5 Prime Award Type of Contracts Used

1. Firm Fixed Price	\$116,761,646	
2. Combination (Two or More)	\$7,350,175	
3. Fixed Price with Economic Price Adjustment	\$7,070,179	
4. Time and Materials	\$492,675	
5. Labor Hours	\$350,000	

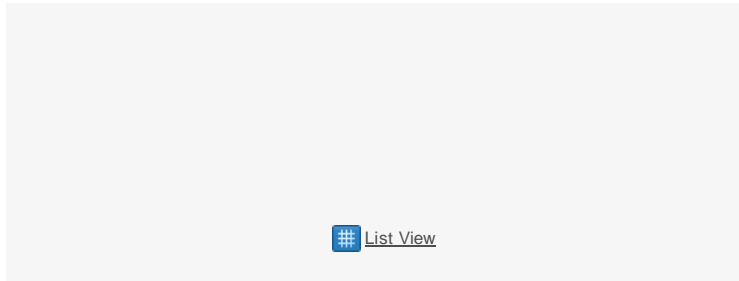
Top 5 Prime Award Contractors

1. Sprint Nextel Corporation	\$131,936,533	
2. Sprint Corporation	\$84,454	

Top 5 Prime Award Products or Services Sold i

1. It and Telecom- Telecommunications and Transmission	\$61,262,551	
2. Support- Professional: Communications	\$16,118,390	
3. Telephone and-or Communications Ser	\$15,025,490	
4. Miscellaneous Communication Equipment	\$8,070,745	
5. It and Telecom- Other It and Telecommunications	\$7,202,915	

Competition



[List View](#)

* Click on the pie chart slice or the corresponding legend text for Competed/Not Competed Dollars to drill down more into "Dollars by Competition Type"

Prime Awards Timeline

- Contracts
- Grants
- Direct Payments
- Insurance
- Loans and Guarantees
- Others

[List View](#)

All prime award data as reported by agencies. The assistance prime award data includes agency submissions as of 11/21/2013 and the contracts prime award data includes procurement data downloaded from FPDS as of 11/22/2013. Please note that availability of DOD contracts prime award data is delayed by 90 days to protect operations tempo. All Sub-award data is based on prime award submissions from FSRS, for sub-contracts as of 11/21/2013 and for sub-grants as of 11/21/2013. For more information about the data, data sources, and data timeliness, please see [Learn](#).

ST Engineering Ltd
(VT Halter Marine, Inc.)

ST Engineering Ltd.

Name of Company Identified in OSHA Data: VT Halter Marine, Inc.

Company Headquarters: Singapore

Industry: Aerospace/Defense

Company Overview: ST Engineering is a global defense contractor with more than 18,000 employees worldwide and more than 100 subsidiaries in 21 countries. VT Halter is the shipbuilding subsidiary of VT Systems. VT Systems is the US corporate entity of ST Engineering.

Total Federal Contract Dollars 2012: \$1.9 million

Main Contracting Agencies: Department of Defense

Primary Nature of Federal Contracts: Sells combat ships, landing vessels, and special purpose barges and lighters.

VT Halter Marine, Inc.

Following the deaths of two workers and the serious injury of two others in a November, 2009 fire and explosion, OSHA fined VT Halter Marine Inc., a shipbuilder, over \$1.3 million. The incident occurred in the inner bottom void of a tugboat that was being constructed at the company's Escatawpa, Mississippi facility.

Following its investigation OSHA issued over 30 citations for violations such as failure to prevent entry into confined spaces where concentration of flammable vapors exceed the prescribed limits, failure to use explosion proof lighting in a hazardous location, the use of defective electrical equipment, failure to properly ventilate a confined space, and failure to use approved containers for disposing flammable liquids.



Search

Prime Award Advanced Search Sub-award Advanced Search

NOTE: You must click [here](#) for very important D&B information.

Prime Award Spending Data

[View Sub-award Data](#)

FY 2012

Filters: FY 2012 Contractor: [Singapore Technologies Engineering Ltd](#) [Clear All](#)

By Agency By Prime Awardee By Location

[Report Data Issues](#)

View:

Jump to: [All Spending Data](#) | [Contracts Data Only](#) | [Assistance Data Only](#) | [Export](#)

Total Dollars: \$1,915,135	Number of Transactions: 47	Total Sub-Award Dollars: \$0	Number of Sub-Award Reports: 0
--------------------------------------	--------------------------------------	----------------------------------------	------------------------------------------

All Spending Data

SINGAPORE TECHNOLOGIES ENGINEERING LTD

Top 5 Prime Award Recipient Locations (States)

1. Mississippi	\$1,915,135	<div style="width: 100%;"></div>
----------------	-------------	----------------------------------

Top 5 Prime Award Major Agencies

1. Department of Defense	\$3,564,981	<div style="width: 100%;"></div>
2. Department of Commerce	\$-1,649,846	<div style="width: 10%;"></div>

Top 5 Prime Award Sub Agencies

1. Department of the Navy	\$3,564,981	<div style="width: 100%;"></div>
2. National Oceanic and Atmospheric Administration	\$-1,649,846	<div style="width: 10%;"></div>

Top 10 Prime Awards in FY2012

1. Contract: Department of Defense N0002406C2215 Barges and Lighters, Special Purpose	\$1,121,064	<div style="width: 100%;"></div>
2. Contract: Department of Defense N0002406C2212 Combat Ships and Landing Vessels	\$554,348	<div style="width: 100%;"></div>
3. Contract: Department of Defense N0002406C2215 Barges and Lighters, Special Purpose	\$451,072	<div style="width: 100%;"></div>
4. Contract: Department of Defense N0002406C2215 Barges and Lighters, Special Purpose	\$401,175	<div style="width: 100%;"></div>
5. Contract: Department of Defense N0002406C2215 Barges and Lighters, Special Purpose	\$275,751	<div style="width: 100%;"></div>
6. Contract: Department of Defense N0002406C2215 Barges and Lighters, Special Purpose	\$238,540	<div style="width: 100%;"></div>
7. Contract: Department of Defense N0002406C2215 Barges and Lighters, Special Purpose	\$113,228	<div style="width: 100%;"></div>
8. Contract: Department of Defense N0002406C2215 Barges and Lighters, Special Purpose	\$106,659	<div style="width: 100%;"></div>
9. Contract: Department of Defense N0002410C2239 Miscellaneous Vessels	\$105,493	<div style="width: 100%;"></div>
10. Contract: Department of Defense N0002406C2212 Combat Ships and Landing Vessels	\$26,175	<div style="width: 100%;"></div>

Contracts Data Only

Top 5 Prime Award Type of Contracts Used

1. Firm Fixed Price	\$1,915,135	<div style="width: 100%;"></div>
---------------------	-------------	----------------------------------

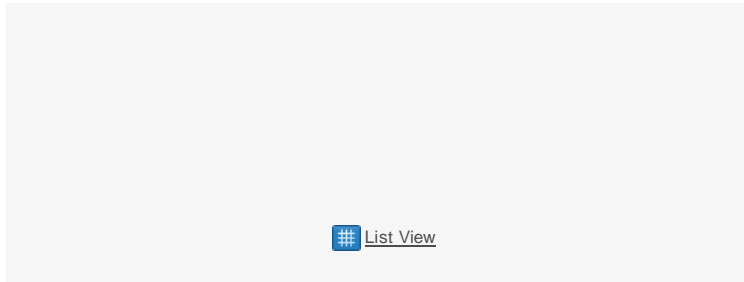
Top 5 Prime Award Contractors

1. Singapore Technologies Engineering Ltd	\$1,915,135	<div style="width: 100%;"></div>
-------------------------------------------	-------------	----------------------------------

Top 5 Prime Award Products or Services Sold i

1.	Barges and Lighters, Special Purpose	\$2,817,490	
2.	Combat Ships and Landing Vessels	\$597,501	
3.	Miscellaneous Vessels	\$149,990	
4.	Repair Ships	\$-1,649,846	

Competition



[List View](#)

* Click on the pie chart slice or the corresponding legend text for Completed/Not Completed Dollars to drill down more into "Dollars by Competition Type"

Prime Awards Timeline

- Contracts
- Grants
- Direct Payments
- Insurance
- Loans and Guarantees
- Others

[List View](#)

All prime awardee data as reported by agencies. The assistance prime awardee data includes agency submissions as of 11/21/2013 and the contracts prime awardee data includes procurement data downloaded from FPDS as of 11/22/2013. Please note that availability of DOD contracts prime awardee data is delayed by 90 days to protect operations tempo. All Sub-awardee data is based on prime awardee submissions from FSRS, for sub-contracts as of 11/21/2013 and for sub-grants as of 11/21/2013. For more information about the data, data sources, and data timeliness, please see [Learn](#).

The quality procurement data is maintained by the federal agencies by annual verification and validation of their data in FPDS. For more information on how the quality is maintained and what the government is doing in ensuring the quality please see [PDF](#).

[About](#) | [Opportunities](#) | [FAQs](#) | [Feedback](#) | [Accessibility](#) | [Privacy Policy](#) | [Disclaimer](#)



**All Parent and Subsidiary Violations 2007-2012 contained in
Department of Labor enforcement data for Wage and Hour
Division and Occupational Safety and Health
Administration**

Occupational Safety and Health Administration (OSHA) Enforcement Data

InspectionID	CaseClosedDate	EstablishmentName	SumOfInitialPenalties	SumOfCurrentPenalties
313627937	2011-12-16	VT HALTER MARINE, INC.	\$1,286,000.00	\$1,263,000.00
313628778	2011-06-28	VT HALTER MARINE, INC.	\$36,000.00	\$28,500.00
311417158	2008-11-07	VT HALTER MARINE, INC.	\$975.00	\$975.00
Total	3 violations		\$1,322,975.00	\$1,292,475.00

Wage and Hour Division (WHD) Compliance Action Data

None

Telos Corporation

Telos Corporation

Legal Name of Company Identified in WHD Data: Telos Corporation

Company Headquarters: Ashburn, Virginia

Industry: IT Consulting.

Company Overview: The Telos Corporation is an IT consulting company that was founded in 1968 and who primarily serves government and enterprise clients. At the end of 2012, Telos employed 560 people.

Total Federal Contract Dollars 2012: \$173 million

Main Contracting Agencies: Department of Defense and General Services Administration

Primary Nature of Federal Contracts: IT and Telecommunications support and ADP support equipment.

Telos Corporation

The Department of Labor Wage and Hour division determined that 143 Telos Corporation employees were due over \$2.8 million because there was no reference to the Davis Bacon Act and no wage determination included in Telos Corporation's contract with the Air National Guard, even though there should have been. Because the Davis Bacon determinations were not included in the original contract, employees of Telos were generally paid at rates well below the rates that were listed in the wage determinations that were ultimately incorporated into the contract.

Telos agreed to pay the back wages due and to future compliance by way of paying all employees the required prevailing rates and fringe benefits.



Search

Prime Award Advanced Search Sub-award Advanced Search

NOTE: You must click [here](#) for very important D&B information.

Prime Award Spending Data

[View Sub-award Data](#)

FY 2012

Filters: **FY 2012** Contractor: **Telos Corporation**

By Agency By Prime Awardee By Location

[Report Data Issues](#)

View: **Expanded Summary**

Jump to: [All Spending Data](#) | [Contracts Data Only](#) | [Assistance Data Only](#) | [Export](#)

Total Dollars: \$172,684,559	Number of Transactions: 958	Total Sub-Award Dollars: \$5,514,973	Number of Sub-Award Reports: 8
----------------------------------------	---------------------------------------	------------------------------------------------	------------------------------------------

All Spending Data

TELOS CORPORATION

Top 5 Prime Award Recipient Locations (States)

1. Virginia	\$172,684,559	
-------------	---------------	--

Top 5 Prime Award Major Agencies

1. Department of Defense	\$139,920,911	
2. General Services Administration	\$36,404,107	
3. Department of Justice	\$3,514,846	
4. Department of Transportation	\$466,244	
5. Department of Agriculture	\$319,272	

Top 5 Prime Award Sub Agencies

1. Department of the Air Force	\$93,173,667	
2. Federal Acquisition Service	\$35,250,602	
3. Department of the Army	\$34,928,679	
4. Department of the Navy	\$8,420,575	
5. Defense Information Systems Agency (Disa)	\$3,172,843	

Top 10 Prime Awards in FY2012

1. Contract: Department of Defense RSDB It and Telecom- It Strategy and Architecture	\$6,568,994	
2. Contract: Department of Defense RSDR It and Telecom- It Strategy and Architecture	\$6,568,994	
3. Contract: Department of Defense It and Telecom- Other It and Telecommunications	\$6,150,942	
4. Contract: Department of Defense D026 Telecommunications	\$5,840,892	
5. Contract: Department of Defense SX06 It and Telecom- Telecommunications Network Management	\$5,772,903	
6. Contract: Department of Defense 2Y15 Communications Security Equipment and Components	\$5,498,322	
7. Contract: General Services Administration GS09Q08DF0017 It and Telecom- Other It and Telecommunications	\$5,436,750	
8. Contract: General Services Administration GS09Q08DF0017 It and Telecom- Other It and Telecommunications	\$4,992,800	
9. Contract: General Services Administration GST0912BH0032 ADP Supplies	\$4,937,189	
10. Contract: Department of Defense 0113 Education/Training- Information Technology/Telecommunications Training	\$4,643,672	

Contracts Data Only

Top 5 Prime Award Type of Contracts Used

1. Firm Fixed Price	\$136,195,116	
2. Cost Plus Fixed Fee	\$17,990,713	
3. Time and Materials	\$13,042,305	
4. Cost No Fee	\$5,205,311	
5. Labor Hours	\$265,496	

Top 5 Prime Award Contractors

1. Telos Corporation	\$172,684,559	
----------------------	---------------	--

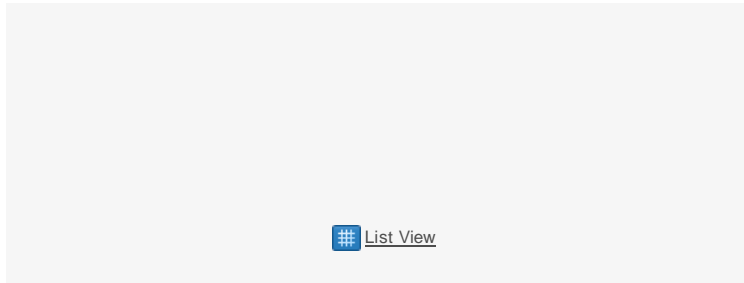
Top 5 Prime Award Products or Services Sold

1. It and Telecom- Other It and Telecommunications	\$24,789,276	
2. ADP Support Equipment	\$23,067,940	
3. Communications Security Equipment and Components	\$17,526,013	
4. It and Telecom- Telecommunications Network Management	\$11,281,896	
5. Education/Training- Information Technology/Telecommunications Training	\$9,983,016	

Top 5 Contract Sub-awardees

1. Telos Corporation	\$5,514,973	
----------------------	-------------	--

Competition



* Click on the pie chart slice or the corresponding legend text for Competed/Not Competed Dollars to drill down more into "Dollars by Competition Type"

Prime Awards Timeline

- Contracts
- Grants
- Direct Payments
- Insurance
- Loans and Guarantees
- Others

List View

All prime awardee data as reported by agencies. The assistance prime awardee data includes agency submissions as of 11/21/2013 and the contracts prime awardee data includes procurement data downloaded from FPDS as of 11/22/2013. Please note that availability of DOD contracts prime awardee data is delayed by 90 days to protect operations tempo. All Sub-awardee data is based on prime awardee submissions from FSRS, for sub-contracts as of 11/21/2013 and for sub-grants as of 11/21/2013. For more information about the data, data sources, and data timeliness, please see [Learn](#).

The quality procurement data is maintained by the federal agencies by annual verification and validation of their data in FPDS. For more information on how the quality is maintained and what the government is doing in ensuring the quality please see [PDF](#).

**All Parent and Subsidiary Violations 2007-2012 contained in
Department of Labor enforcement data for Wage and Hour
Division and Occupational Safety and Health
Administration**

Occupational Safety and Health Administration (OSHA) Enforcement Data

None

Wage and Hour Division (WHD) Compliance Action Data

case_id	trade_nm	legal_name	bw_atp_amt	ee_atp_cnt	findings_start_date	findings_end_date
1616177	Telos Corporation	Telos Corporation	\$2,880,033.39	143	10/1/2008	12/31/2009
Total	1 violation		\$2,880,033.39	143		

Teltara LLC

Teltara Inc.

Legal Name of Company Identified in WHD Data: Teltara LLC

Company Headquarters: Scottsdale, Arizona

Industry: Janitorial services

Company Overview: Teltara Inc. is a janitorial based service company

Total Federal Contract Dollars 2012: \$3,585,406

Main Contracting Agencies: Department of Defense

Primary Nature of Federal Contracts: Provided janitorial services.

Teltara, LLC

The U.S. Department of Labor debarred Teltara Inc. and five affiliates for failing to properly compensate janitorial and housekeeping employees working under contracts with the U.S. government at the Luke Air Force Base in Arizona, Mountain Home Air Force Base in Idaho, Groton Naval Base in Connecticut, Seymour Johnson Air Force Base in North Carolina and Eglin Air Force Base in Florida. The debarments resulted from a series of investigations by the Phoenix District Office of the department's Wage and Hour Division that determined the contractors had failed and then refused to pay hundreds of thousands of dollars in fringe, including health care, pension and welfare, benefits owed to employees.

The Wage and Hour Division found that the companies did not make required fringe benefit payments to funds of the Laborers' International Union of North America and the Industrial Technical Professional Employees Union, which resulted in a loss of medical coverage for 77 workers and their families for nearly a year.



Search

Prime Award Advanced Search Sub-award Advanced Search

NOTE: You must click [here](#) for very important D&B information.

Prime Award Spending Data

[View Sub-award Data](#)

FY 2012

Filters: **FY 2012** Contractor: **Teltara Llc** [Clear All](#)

By Agency By Prime Awardee By Location

[Report Data Issues](#)

View: **Expanded Summary**

Jump to: [All Spending Data](#) | [Contracts Data Only](#) | [Assistance Data Only](#) | [Export](#)

Total Dollars: \$3,585,406	Number of Transactions: 23	Total Sub-Award Dollars: \$0	Number of Sub-Award Reports: 0
--------------------------------------	--------------------------------------	----------------------------------------	------------------------------------------

All Spending Data

TELTARA LLC

Top 5 Prime Award Recipient Locations (States)

1. Arizona	\$3,585,406	
------------	-------------	--

Top 5 Prime Award Major Agencies

1. Department of Defense	\$3,585,406	
--------------------------	-------------	--

Top 5 Prime Award Sub Agencies

1. Department of the Air Force	\$2,674,393	
2. Department of the Army	\$911,013	

Top 10 Prime Awards in FY2012

1. Contract: Department of Defense 0005 Housekeeping- Other	\$1,518,449	
2. Contract: Department of Defense 0003 Housekeeping- Custodial Janitorial	\$831,731	
3. Contract: Department of Defense 0006 Housekeeping- Other	\$558,134	
4. Contract: Department of Defense 0007 Housekeeping- Other	\$353,235	
5. Contract: Department of Defense 0004 Housekeeping- Other	\$238,634	
6. Contract: Department of Defense 0003 Housekeeping- Custodial Janitorial	\$71,340	
7. Contract: Department of Defense 0003 Housekeeping- Custodial Janitorial	\$7,794	
8. Contract: Department of Defense 0005 Housekeeping- Other	\$4,501	
9. Contract: Department of Defense 0003 Housekeeping- Custodial Janitorial	\$2,177	
10. Contract: Department of Defense 0005 Housekeeping- Other	\$2,007	

Contracts Data Only

Top 5 Prime Award Type of Contracts Used

1. Firm Fixed Price	\$3,585,406	
---------------------	-------------	--


Top 5 Prime Award Contractors

1. Teltara Llc	\$3,585,406	
----------------	-------------	--

Top 5 Prime Award Products or Services Sold







1. Housekeeping- Other	\$2,674,393	
2. Housekeeping- Custodial Janitorial	\$911,013	


Competition

 [List View](#)

* Click on the pie chart slice or the corresponding legend text for Completed/Not Completed Dollars to drill down more into "Dollars by Competition Type"

Prime Awards Timeline

-  Contracts
-  Grants
-  Direct Payments
-  Insurance
-  Loans and Guarantees
-  Others

 [List View](#)

All prime award data as reported by agencies. The assistance prime award data includes agency submissions as of 11/21/2013 and the contracts prime award data includes procurement data downloaded from FPDS as of 11/22/2013. Please note that availability of DOD contracts prime award data is delayed by 90 days to protect operations tempo. All Sub-award data is based on prime award submissions from FSRS, for sub-contracts as of 11/21/2013 and for sub-grants as of 11/21/2013. For more information about the data, data sources, and data timeliness, please see [Learn](#).

The quality procurement data is maintained by the federal agencies by annual verification and validation of their data in FPDS. For more information on how the quality is maintained and what the government is doing in ensuring the quality please see [PDF](#).

[About](#) | [Opportunities](#) | [FAQs](#) | [Feedback](#) | [Accessibility](#) | [Privacy Policy](#) | [Disclaimer](#)



**All Parent and Subsidiary Violations 2007-2012 contained in
Department of Labor enforcement data for Wage and Hour
Division and Occupational Safety and Health
Administration**

Occupational Safety and Health Administration (OSHA) Enforcement Data

InspectionID	OpenDate	CaseClosedDate	ConfClosedDate	EstablishmentName	EventDescription	SumOfInitialPenalties
None						

Wage and Hour Division (WHD) Compliance Action Data

case_id	trade_nm	legal_name	bw_atp_amt	ee_atp_cnt	findings_start_date	findings_end_date	
1632117	Teltara, LLC	Mtn. Home AFB	Teltara, LLC	\$731,160.77	14	11/1/2010	12/31/2011
1656306	Teltara, LLC		Teltara LLC	\$109,065.20	11	2/1/2012	3/31/2012
1571788	Teltara		Teltara, LLC	\$93,600.22	48	4/1/2009	4/1/2010
1559336	Teltara		Teltara, LLC	\$45,286.08	25	12/1/2008	10/1/2009
1468326	Teltara		Teltara, LLC	\$37,417.65	45	8/1/2005	8/31/2007
1545699	Teltara, Inc.		Teltara, Inc.	\$14,158.69	10	1/1/2009	3/31/2009
1539958	Teltara LLC		Teltara LLC	\$6,347.02	19	3/9/2007	3/8/2009
1617119	Teltara, LLC		Teltara, LLC	\$981.78	11	9/1/2010	2/25/2011
1482292	Teltara		Teltara, LLC	\$0.00	0	9/1/2005	8/31/2007
1632438	Teltara, LLC	Edwards AFB	Teltara, LLC	\$0.00	0	8/1/2011	11/10/2011
1613643	Teltara, LLC		Teltara, LLC	\$0.00	0	1/1/2010	4/30/2011
Total	11 violations			\$1,038,017.41	183		

Tesoro Corporation
(Shell Anacortes Refining)

Tesoro Corporation

Name of Company Identified in OSHA Data: Shell Anacortes Refining

Company Headquarters: San Antonio, Texas

Industry: Oil and Gas

Company Overview: Tesoro Corporation is an independent refiner and marketer of petroleum products. Through its subsidiaries, Tesoro operates six refineries in the western United States with a combined capacity of over 845,000 barrels per day. Tesoro's retail-marketing system includes more than 2,200 retail stations, under the Tesoro, Shell ARCO and USA Gasoline brands.

Total Federal Contract Dollars 2012: \$463 million

Main Contracting Agencies: Department of Defense

Primary Nature of Federal Contracts: Selling of liquid propellants, fuels, and petroleum.

Shell Anacortes Refining

Following an April 2, 2010 explosion at its Anacortes refinery that killed seven people, Tesoro Corp. was fined \$2.39 million by the Washington Department of Labor & Industries, the largest penalty for workplace safety violations in the history of the state. The agency cited Tesoro for 44 workplace violations, ranging from willful disregard of safety regulations to failing to inspect and maintain decaying 40-year-old equipment.

Inspectors determined the Anacortes accident was caused when a 40-year-old steel heat exchanger ruptured and spewed vapor and liquid that immediately exploded. Tests showed welds in the exchanger had developed cracks over the years. Tesoro hadn't properly inspected the exchangers since 1998, and even then didn't test the most vulnerable areas. All seven workers who died had been standing near the exchangers attempting to stop from leaking volatile, flammable gases.



Prtnr/IMardA!!Nm11C11dSean:h SulHIw*rdNMinc1d S.*rch
Nam You mllll clckllll'.t.forwryImportantD&DInfannlllan.

Search

Prime Award Spending Data

[View Sub-award Data](#)

FY2012 **GW.n**

Filters: **FY 2012** | Contractor: **Tesoro Corporation** | [Clear All](#)

By Agency: **8** PrttM AwafllM | By Location: **OR** 8part1111111 IHUH

View: **Expanded Summary**

Jump ID: [Jiii Spending Dnl](#) | [Contrula Dlltl Onty IA1111111 nca 0111111 Onty G 1 Ellport](#)

Total Dollars: **\$482,147,477** | Number of Transactions: **43** | Total Sub-Award Dollars: **\$0** | Number of Sub-Awards Reported: **0**

All Spending Data

TESOROCORPORATION

Top 5 Prime Award Recipient Locations (States)

- 1. **HI** \$3,213,307,400
- 2. **TX** \$146,869,989

Top 5 Prime Award Major Agency

- 1. **Department of Defense** \$462,994,477

Top 5 Prime Award Sub Agency

- 1. **Defense Logistics Agency** \$462,994,477

Top 10 Prime Awards FY2012

Rank	Description	Amount
1.	Contract Department of Defense B001 Liquid Propellant and Fuel Petroleum Base	\$288,580,248
2.	Contract Department of Defense B001 Liquid Propellant and Fuel Petroleum Base	\$81,552,801
3.	Contract Department of Defense B001 Liquid Propellant and Fuel Petroleum Base	\$25,507,881
4.	Contract Department of Defense B001 Liquid Propellant and Fuel Petroleum Base	\$17,175,318
5.	Contract Department of Defense B001 Liquid Propellant and Fuel Petroleum Base	\$17,084,073
6.	Contract Department of Defense B001 Liquid Propellant and Fuel Petroleum Base	\$8,123,535
7.	Contract Department of Defense B001 Liquid Propellant and Fuel Petroleum Base	\$5,380,808
8.	Contract Department of Defense B001 Liquid Propellant and Fuel Petroleum Base	\$5,380,808
9.	Contract Department of Defense B001 Liquid Propellant and Fuel Petroleum Base	\$4,989,802
10.	Contract Department of Defense B001 Liquid Propellant and Fuel Petroleum Base	\$2,828,822

Contracts Data Only

Top 5 Prime Award Type of Contracts Used

- 1. **Fixed Price** \$463,009,009

Top 5 Prime Award Contract

- 1. **Tesoro Corporation** \$482,994,477

2. Firm Fixed Price \$-14,531

Top 5 Prime Award Products or Services Sold 0

1. Liquid Propellants and Fuels, Petroleum Base \$462,994,477

Competition

CJL1t1V1ew

Click on the pie chart slice or the corresponding legend tab for Competed/Not Competed Dollars to drill down more into Dollars by Competition Type

Prime Awards Timeline

- Contracts
-
- ◀ Direct Payments
- ◀
- ◀ Loans and Guarantees
- ◀
- ◀

[List View]

All prime award data as reported by the U.S. Treasury Department include agency transactions as of 11/24/2013 and include prime award data include JFOU data 4cMnl011ded from FPOS as of 11/27/2013. Please note that availability of DOD contracts prime award data is delayed by 90 days to protect operations. All Sub-award data is based on the most recent submissions from FRS, for sub-contracts as of 11/26/2013 and for sub-grants as of 11/26/2013. For more information about the data, data source, and data timeliness, please see Lsm.

The quality of procurement data is maintained by the U.S. Treasury Department's annual verification and validation of the data in FPOS. For more information on how the quality is maintained and what the Treasury is doing to bring the quality of the data up to date, see PDF.

About | Opportunities | FAQs | Feedback | Accessibility | Privacy Policy | Disclaimer



WWW.WHITETHOUSE.GOV



PERFORMANCE.GOV

**All Parent and Subsidiary Violations 2007-2012 contained in
Department of Labor enforcement data for Wage and Hour
Division and Occupational Safety and Health
Administration**

Occupational Safety and Health Administration (OSHA) Enforcement Data

Tesoro Parent

InspectionID	OpenDate	CaseClosedDate	EstablishmentName	SumOfInitialPenalties	SumOfCurrentPenalties
314251315	2010-04-02		SHELL ANACORTES REFINING	\$2,393,000.00	\$2,393,000.00
312459290	2008-10-07	2010-12-07	TESORO REFINING AND MARKETING COMPAN	\$85,700.00	\$83,450.00
309296697	2006-10-03	2009-06-24	BP/ARCO PETROLEUM PRODUCTS CARSON	\$27,500.00	\$5,375.00
313640799	2010-06-22		TESORO LOS ANGELES	\$27,000.00	\$10,000.00
312412166	2009-10-22	2011-04-11	TESORO REFINING & MARKETING CO	\$24,500.00	\$26,250.00
309918670	2009-09-25	2010-05-31	TESORO REFINING AND MARKETING COMPAN	\$16,870.00	\$7,000.00
120120472	1994-11-18	2010-09-01	ARCO PRODUCTS COMPANY	\$15,000.00	\$10,600.00
313080269	2010-07-21		TESORO HAWAII CORP	\$13,750.00	\$9,625.00
310611819	2007-01-02	2010-01-20	TESORO REFINING AND MARKETING COMPAN	\$6,000.00	\$6,000.00
308628916	2005-03-11	2010-03-09	TESORO/SHELL ANACORTES RFG	\$6,000.00	\$6,000.00
310848981	2007-07-16	2009-07-22	TESORO ALASKA COMPANY	\$5,525.00	\$2,075.00
120074877	1995-08-14	2010-09-13	ARCO OIL & GAS CO.	\$5,000.00	\$375.00
120129663	1994-04-19	2008-08-24	ARCO PRODUCTS COMPANY	\$5,000.00	\$800.00
305764870	2004-10-06	2007-06-14	TESORO ALASKA COMPANY INCORPORATED	\$4,500.00	\$3,150.00
314284316	2010-09-09	2011-08-11	TESORO ALASKA COMPANY	\$2,275.00	\$0.00
305400079	2003-01-28		TESORO REFINING & MARKETING CO	\$1,800.00	\$1,800.00
309460269	2006-06-15	2007-08-21	TESORO HAWAII CORP	\$1,500.00	\$750.00
1443399	1984-06-11		ARCO OIL & GAS COMPANY DIV OF ATLANTIC RICHFIELD C	\$1,050.00	\$1,050.00
311093405	2008-12-11	2009-02-09	TESORO CORPORATION	\$900.00	\$500.00
313641250	2010-07-21	2011-05-13	TESORO LOS ANGELES	\$630.00	\$0.00
314324898	2010-09-30	2011-01-06	TESORO REFINING AND MARKETING COMPAN	\$485.00	\$0.00
14581797	1984-11-06		ARCO ALASKA INC	\$360.00	\$360.00
682518	1984-09-12		ARCO PIPELINE CO	\$240.00	\$240.00
123724155	1992-07-16	2010-09-20	ATLANTIC RICHFIELD COMPANY	\$100.00	\$100.00
Total	24 violations			\$2,644,685.00	\$2,568,500.00

Tesoro Retailers

314283912	2010-08-06	2011-05-26	TESORO NORTHSTORE COMPANY	\$3,750.00	\$3,750.00
310448089	2006-10-18	2007-04-18	DAVE'S I-29 TESORO	\$750.00	\$375.00
308540426	2006-10-24	2007-03-22	TESORO 2 GO	\$700.00	\$700.00
316208453	2012-07-03	2012-10-16	ARCO AM PM ROMOLAND	\$525.00	\$525.00
314545138	2010-08-17	2010-08-17	ARCO ANAHEIM CITY CENTER CAR WASH	\$450.00	\$450.00
310824925	2008-03-10	2008-03-10	ARCO AM/PM	\$330.00	\$330.00
312917628	2010-08-18	2010-11-18	B. SHELL INC DBA GREENE'S ARCO AM PM	\$260.00	\$260.00
Total	7 violations			\$6,765.00	\$6,390.00

Wage and Hour Division (WHD) Compliance Action Data

Tesoro Parent

case_id	trade_nm	legal_name	bw_atp_amt	ee_atp_cnt	findings_start_date	findings_end_date
	1459035 Tesoro Hawaii Corporation	Tesoro Hawaii Corporation	\$129,805.50	97	8/1/2005	7/31/2007
	1581002 Tesoro Hawaii Corporation	Tesoro Hawaii Corporation	\$1,239.43	18	3/31/2009	3/30/2011
	1575794 Tesoro Refining and Marketing Company	Tesoro Corporation	\$0.00	0	2/1/2009	1/29/2011
	1618245 Tesoro Refining and Marketing Company	Tesoro Refining and Marketing Company	\$0.00	0	4/1/2010	11/1/2011
Total	4 violations		\$131,044.93	115		

Tesoro Retailers

1476979	Arco AM/PM	M III Enterprises, Inc.	\$17,917.95	6	4/2/2006	5/20/2007
1584177	Arco AM/PM	SKR, Inc.	\$11,795.61	4	6/15/2008	6/13/2010
1554553	Arco AM/PM	North Bay Petroleum, Inc.	\$7,953.46	2	9/11/2007	9/10/2009
1576738	ARCO AM/PM Franchise # 5134	Calgary Enterprises Inc.	\$7,715.68	8	5/7/2008	5/6/2010
1655370	Arco AM-PM	Nasa Enterprises, Inc.	\$6,636.58	12	6/6/2010	5/8/2012
1498655	Arco AM/PM	M E K Corporation	\$3,954.34	4	11/26/2005	11/25/2007
1601317	Arco - AM PM	SAI Datta, Inc.	\$3,588.50	6	12/16/2008	12/15/2010
1557154	Arco AM PM -Oakley	J & Z Petroleum Inc. & A & K Petroleum Inc.	\$2,903.25	15	9/24/2007	9/20/2009
1553349	Roberts Arco # 81691	B&R Takhar Inc.	\$2,067.88	2	10/10/2007	10/9/2009
1561389	Arco AM PM - Fremont & Livermore	K & T Petroleum Inc. & Omid Enterprises, Inc.	\$1,448.25	12	7/6/2008	9/20/2009
1520584	Arco AM PM	Sunrise Enterprises, Inc.	\$1,348.47	10	10/24/2006	10/23/2008
1552976	Fell Street Service Station, Inc.	Arco Am/Pm	\$731.66	2	7/1/2007	6/30/2009
1596804	Arco, AM/PM Mini Market	35th Peoria & Aujla, LLC	\$411.75	2	7/1/2009	6/29/2011
1566598	ARCO, State Street	SKS, LLC	\$296.78	4	12/1/2007	11/30/2009
1513987	ARCO Natasha Oil	ARCO Natasha Oil	\$0.00	0	1/2/2008	2/29/2008
1541895	Arco Station	Arco Station	\$0.00	0	4/1/2007	3/31/2009
1523359	ARCO AmPm Minimart #82221	Bhupal & Ram Enterprises, LLC	\$0.00	0	9/17/2006	5/27/2007

	1630969	Flag City Arco & Subway	Flag City Arco & Subway	\$0.00	0	11/10/2009	11/9/2011
	1486630	Arco AM/PM	Golden Line Enterprises, Inc.	\$0.00	0	4/9/2006	3/30/2008
	1635609	Arco AM/PM	Guruaan L.A In	\$0.00	0	11/15/2009	11/15/2011
	1637194	Arco AM/PM-Glendale Blvd.	Miramar Enterprises, Inc.	\$0.00	0	1/12/2010	1/11/2012
	1526952	Arco Travel Zone	Riverside County Travel Zone Center Inc	\$0.00	0	2/1/2008	5/31/2009
	1652861	Sunoco A Plus	George M. Key Arco Inc	\$0.00	0	5/23/2010	5/13/2012
	1560979	Mari Star To Go	Tesoro West Coast Company LLC	\$0.00	0	10/1/2009	2/16/2010
	1583624	Queen K Tesoro	Goose's Edge, Inc	\$0.00	0	8/24/2009	8/23/2011
Total		25 violations		\$68,770.16	89		

The Toro Company

The Toro Company

Name of Company Identified in OSHA Data: The Toro Company

Company Headquarters: Bloomington, Minnesota

Industry: Lawn care and irrigation products

Company Overview: The Toro Company (Toro) designs, manufactures, and markets professional turf maintenance equipment and services, turf irrigation systems, agricultural micro-irrigation systems, landscaping equipment and lighting, and residential yard and snow removal products. Toro operates in more than 90 countries worldwide and has sales of more than \$1.9 billion in 2012.

Total Federal Contract Dollars 2012: \$2.9 million

Main Contracting Agencies: Department of Veterans Affairs, Department of Defense, and Department of Interior

Primary Nature of Federal Contracts: Provides government agencies with various gardening implements, tools, and vehicles.

The Toro Company

While operating a six-ton hydraulic press to insert bushings into control arms for commercial lawn mowers, an employee's right thumb was amputated on April 11, 2006. The press was equipped with both a foot pedal and two-hand controls, and the employee was using the foot control so he could hold the control arm during the operation. The press had no guards to cover the dies at the point of operation.



Search

Prime Award Advanced Search Sub-award Advanced Search

NOTE: You must click [here](#) for very important D&B information.

Prime Award Spending Data

[View Sub-award Data](#)

FY 2012

Filters: FY 2012 Contractor: [The Toro Company](#)

By Agency By Prime Awardee By Location

View:

Jump to: [All Spending Data](#) | [Contracts Data Only](#) | [Assistance Data Only](#) | [Export](#)

Total Dollars: \$2,876,941	Number of Transactions: 100	Total Sub-Award Dollars: \$0	Number of Sub-Award Reports: 0
--------------------------------------	---------------------------------------	----------------------------------------	------------------------------------------

All Spending Data

THE TORO COMPANY

Top 5 Prime Award Recipient Locations (States)

1. Minnesota	\$2,876,941	
--------------	-------------	--

Top 5 Prime Award Major Agencies

1. Department of Veterans Affairs	\$1,905,593	
2. Department of Defense	\$697,048	
3. Department of Interior	\$250,649	
4. Department of State	\$16,897	
5. Department of Agriculture	\$6,756	

Top 5 Prime Award Sub Agencies

1. Department of Veterans Affairs	\$1,905,593	
2. Department of the Army	\$427,976	
3. Department of the Air Force	\$269,072	
4. National Park Service	\$243,699	
5. Department of State	\$16,897	

Top 10 Prime Awards in FY2012

1. Contract: Department of Veterans Affairs VA24512F1263 Gardening Implements and Tools	\$177,440	
2. Contract: Department of Veterans Affairs VA24912F1773 Gardening Implements and Tools	\$158,621	
3. Contract: Department of Veterans Affairs VA24912F1711 Tractors, Wheeled	\$158,621	
4. Contract: Department of Defense W91QF412F0070	\$150,000	
5. Contract: Department of Veterans Affairs VA78612P5498 Ground Effect Vehicles	\$117,591	
6. Contract: Department of Veterans Affairs VA78612P5482 Ground Effect Vehicles	\$117,591	
7. Contract: Department of Defense FA281612FA056 Gardening Implements and Tools	\$92,485	
8. Contract: Department of Veterans Affairs VA24412F3147 Tractors, Wheeled	\$89,751	
9. Contract: Department of Interior INP12PD19437 Gardening Implements and Tools	\$88,000	
10. Contract: Department of Veterans Affairs VA78612P5488 Trucks and Truck Tractors, Wheeled	\$87,946	

Contracts Data Only

Top 5 Prime Award Type of Contracts Used

1. Firm Fixed Price	\$2,876,941	
2. Fixed Price with Economic Price Adjustment	\$0	

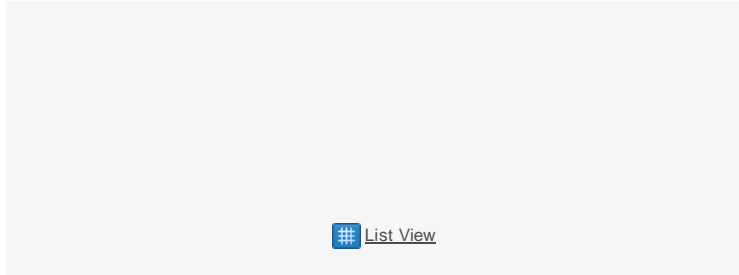
Top 5 Prime Award Contractors

1. The Toro Company	\$2,876,941	
---------------------	-------------	--

Top 5 Prime Award Products or Services Sold ?

1.	Gardening Implements and Tools	\$914,131	
2.	Tractors, Wheeled	\$552,404	
3.	Trucks and Truck Tractors, Wheeled	\$456,294	
4.	Ground Effect Vehicles	\$418,331	
5.	Harvesting Equipment	\$111,100	

Competition



[List View](#)

* Click on the pie chart slice or the corresponding legend text for Competed/Not Competed Dollars to drill down more into "Dollars by Competition Type"

Prime Awards Timeline

- Contracts
- Grants
- Direct Payments
- Insurance
- Loans and Guarantees
- Others

[List View](#)

All prime award data as reported by agencies. The assistance prime award data includes agency submissions as of 11/21/2013 and the contracts prime award data includes procurement data downloaded from FPDS as of 11/22/2013. Please note that availability of DOD contracts prime award data is delayed by 90 days to protect operations tempo. All sub-award data is based on prime award submissions from FRS, for sub-contracts as of 11/21/2013 and for sub-grants as of 11/21/2013. For more information about the data, data sources, and data timeliness, please see [Learn](#).

The quality procurement data is maintained by the federal agencies by annual verification and validation of their data in FPDS. For more information on how the quality is maintained and what the government is doing in ensuring the quality please see [PDF](#).

[About](#) | [Opportunities](#) | [FAQs](#) | [Feedback](#) | [Accessibility](#) | [Privacy Policy](#) | [Disclaimer](#)



**All Parent and Subsidiary Violations 2007-2012 contained in
Department of Labor enforcement data for Wage and Hour
Division and Occupational Safety and Health
Administration**

Occupational Safety and Health Administration (OSHA) Enforcement Data

InspectionID	CaseClosedDate	EstablishmentName	SumOfInitialPenalties	SumOfCurrentPenalties
310766100	2009-06-24	THE TORO COMPANY	\$490,000.00	\$42,000.00
311129050	2008-12-16	THE TORO COMPANY	\$15,050.00	\$2,445.63
313606493	2010-02-05	THE TORO COMPANY	\$7,000.00	\$4,900.00
316649011	2012-09-10	TORO COMPANY	\$3,300.00	\$2,310.00
Total	4 violations		\$515,350.00	\$51,655.63

Wage and Hour Division (WHD) Compliance Action Data

None

**Total S.A.
(Bostik Inc.)**

Total S.A.

Name of Company Identified in OSHA Data: Bostik, Inc.

Company Headquarters: Paris, France

Industry: Oil and Gas

Company Overview: Total S.A. is the fifth-largest publicly-traded international oil and gas company in the world and had more than 97,000 employees as of December 31, 2012. Total operates in over 130 countries and its 2012 sales were approximately \$200 billion. Total is organized around three business segments, Upstream (which includes oil exploration and production and activities), Refining & Chemicals (refining, petrochemicals, base chemicals, fertilizer, specialty chemicals, and oil and gas trading and shipping), and Marketing & Services, (the supply and marketing of petroleum products). Bostik is a subsidiary of Total and is an adhesives company.

Total Federal Contract Dollars 2012: \$418.3 million

Main Contracting Agencies: Department of Defense

Primary Nature of Federal Contracts: Selling of liquid propellants, fuels, and petroleum.

Bostik, Inc.

OSHA proposed \$917,000 in fines against Bostik Inc. for 50 alleged violations of workplace safety standards following an explosion at the company's Middleton plant in which four workers were injured. OSHA's inspection identified several serious deficiencies in the company's process safety management program. Specifically, OSHA found that the process safety information for the solvation process was incomplete. The employer's analysis of hazards related to the process did not address previous incidents with a potential for catastrophic results, such as forklifts that struck process equipment, and did not address human factors such as operator error, communication between shift changes and employee fatigue from excessive overtime. As a result, OSHA issued nine willful citations, with \$630,000 in proposed fines, for these conditions. Bostik Inc. also was issued 41 serious citations, with \$287,000 in fines.



Search input field

Search

Prime Award Advanced Search Sub-award Advanced Search

NOTE: You must click here for very important D&B information.

Prime Award Spending Data

View Sub-award Data

FY 2012 Submit

Filters: FY 2012 Contractor: Total Sa Clear All

By Agency By Prime Awardee By Location

Report Data Issues

View: Expanded Summary Go

Jump to: All Spending Data | Contracts Data Only | Assistance Data Only Export

Total Dollars: \$418,271,415	Number of Transactions: 134	Total Sub-Award Dollars: \$0	Number of Sub-Award Reports: 0
----------------------------------------	---------------------------------------	----------------------------------------	------------------------------------------

All Spending Data

TOTAL SA

Top 5 Prime Award Recipient Locations (States)

1. New Jersey	\$25,455,476	
2. Massachusetts	\$1,326,790	
3. California	\$197,415	
4. New York	\$69,217	
5. Pennsylvania	\$48,694	

Top 5 Prime Award Major Agencies

1. Department of Defense	\$418,197,119	
2. Department of State	\$58,167	
3. Agency for International Development	\$16,129	

Top 5 Prime Award Sub Agencies

1. Defense Logistics Agency	\$417,842,840	
2. Department of the Navy	\$202,694	
3. Department of the Army	\$151,585	
4. Department of State	\$58,167	
5. Agency for International Development	\$16,129	

Top 10 Prime Awards in FY2012

1. Contract: Department of Defense B001 Liquid Propellants and Fuels, Petroleum Base	\$385,224,951	
2. Contract: Department of Defense SPRDL112C0078 Vehicular Brake, Steering, Axle, Wheel, and Track Components	\$10,806,546	
3. Contract: Department of Defense SPRDL112C0078 Vehicular Brake, Steering, Axle, Wheel, and Track Components	\$6,012,014	
4. Contract: Department of Defense SPRDL112C0078 Vehicular Brake, Steering, Axle, Wheel, and Track Components	\$4,846,460	
5. Contract: Department of Defense 0001 Vehicular Brake, Steering, Axle, Wheel, and Track Components	\$3,275,790	
6. Contract: Department of Defense B001 Liquid Propellants and Fuels, Petroleum Base	\$2,866,288	
7. Contract: Department of Defense B001 Fuel Oils	\$1,606,656	
8. Contract: Department of Defense VD01 Vehicular Brake, Steering, Axle, Wheel, and Track Components	\$337,104	
9. Contract: Department of Defense B001 Fuel Oils	\$237,000	
10. Contract: Department of Defense SP060012M2103 Fuel Oils	\$148,347	

Contracts Data Only

Top 5 Prime Award Type of Contracts Used

1. Fixed Price with Economic Price Adjustment	\$390,056,181	
2. Firm Fixed Price	\$28,215,233	

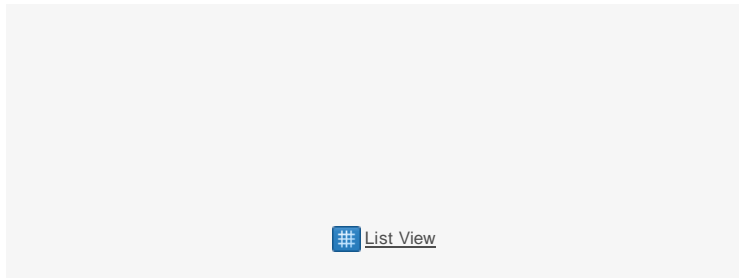
Top 5 Prime Award Contractors

1. Total Sa	\$418,271,415	
-------------	---------------	--

Top 5 Prime Award Products or Services Sold i

1.	Liquid Propellants and Fuels, Petroleum Base	\$388,437,651	
2.	Vehicular Brake, Steering, Axle, Wheel, and Track Components	\$25,227,002	
3.	Fuel Oils	\$2,720,043	
4.	Hardware, Weapon System	\$1,050,933	
5.	Hardware, Commercial	\$177,430	

Competition



[List View](#)

* Click on the pie chart slice or the corresponding legend text for Competed/Not Competed Dollars to drill down more into "Dollars by Competition Type"

Prime Awards Timeline

- Contracts
- Grants
- Direct Payments
- Insurance
- Loans and Guarantees
- Others

[List View](#)

All prime awardee data as reported by agencies. The assistance prime awardee data includes agency submissions as of 12/09/2013 and the contracts prime awardee data includes procurement data downloaded from FPDS as of 12/10/2013. Please note that availability of DOD contracts prime awardee data is delayed by 90 days to protect operations tempo. All sub-awardee data is based on prime awardee submissions from FSRS, for sub-contracts as of 12/09/2013 and for sub-grants as of 12/09/2013. For more information about the data, data sources, and data timeliness, please see [Learn](#).

The quality procurement data is maintained by the federal agencies by annual verification and validation of their data in FPDS. For more information on how the quality is maintained and what the government is doing in ensuring the quality please see [PDF](#).

[About](#) | [Opportunities](#) | [FAQs](#) | [Feedback](#) | [Accessibility](#) | [Privacy Policy](#) | [Disclaimer](#)



**All Parent and Subsidiary Violations 2007-2012 contained in
Department of Labor enforcement data for Wage and Hour
Division and Occupational Safety and Health
Administration**

Occupational Safety and Health Administration (OSHA) Enforcement Data

InspectionID	CaseClosedDate	EstablishmentName	SumOfInitialPenalties	SumOfCurrentPenalties
315298281		BOSTIK, INC.	\$476,000.00	\$300,000.00
315298307		BOSTIK, INC.	\$441,000.00	\$300,000.00
310263553	2011-11-04	TOTAL PETROCHEMICALS USA, INC.	\$27,425.00	\$21,050.00
313523375	2011-08-24	COOK COMPOSITES AND POLYMERS CO.	\$35,775.00	\$16,350.00
310937941	2008-04-17	COOK COMPOSITES & POLYMERS	\$13,600.00	\$10,795.00
310937958	2008-04-16	COOK COMPOSITES & POLYMERS	\$31,500.00	\$8,000.00
307455857	2007-03-26	BOSTIK CORP.	\$19,950.00	\$6,900.00
314204546	2010-10-13	BOSTIK, INC.	\$5,250.00	\$3,937.00
315392639		PAULSTRA	\$7,350.00	\$3,675.00
311033054	2007-10-18	BOSTIK	\$1,125.00	\$1,125.00
312009814	2010-04-14	BOSTIK FINDLEY INC	\$750.00	\$750.00
311183263	2008-05-08	TOTAL PETROLEUM PUERTO RICO CORP.	\$446.00	\$446.00
316753201	2012-11-21	HUTCHINSON SEALING SYSTEMS INC	\$350.00	\$350.00
Total	13 violations		\$1,060,521.00	\$673,378.00

Tyson Foods, Inc.
(Tyson Meats, Inc.)
(Tyson Foods, Inc., dba River Valley Animal Foods)

Tyson Foods, Inc.

Name of Company Identified in OSHA Data: Tyson Meats, Inc.; Tyson Foods, Inc., dba River Valley Animal Foods

Company Headquarters: Springdale, Arkansas

Industry: Food Processing

Company Overview: Tyson Foods is one of the world's largest processors and marketers of chicken, beef and pork. The company employs approximately 115,000 people at more than 400 facilities around the world and had 2012 revenue of \$33.3 billion.

Total Federal Contract Dollars 2012: \$555.5 million

Main Contracting Agencies: Department of Defense and Department of Agriculture

Primary Nature of Federal Contracts: Provides the government with fresh meat and frozen meat products.



Search

Prime Award Advanced Search Sub-award Advanced Search

NOTE: You must click [here](#) for very important D&B information.

Prime Award Spending Data

[View Sub-award Data](#)

FY 2012

Filters: **FY 2012** Contractor: **TYSON FOODS INC.**

By Agency By Prime Awardee By Location

Report Data Issues

View: **Expanded Summary**

Jump to: [All Spending Data](#) | [Contracts Data Only](#) | [Assistance Data Only](#) | [Export](#)

Total Dollars: \$555,485,695	Number of Transactions: 238	Total Sub-Award Dollars: \$0	Number of Sub-Award Reports: 0
----------------------------------------	---------------------------------------	----------------------------------------	------------------------------------------

All Spending Data

TYSON FOODS INC.

Top 5 Prime Award Recipient Locations (States)

1. Arkansas	\$292,327,500	
2. South Dakota	\$263,158,195	

Top 5 Prime Award Major Agencies

1. Department of Defense	\$402,085,661	
2. Department of Agriculture	\$153,356,453	
3. Department of Justice	\$43,581	

Top 5 Prime Award Sub Agencies

1. Defense Commissary Agency (Deca)	\$402,085,661	
2. Agricultural Marketing Service	\$153,319,453	
3. Federal Prison System	\$43,581	
4. Agricultural Research Service	\$37,000	

Top 10 Prime Awards in FY2012

1. Contract: Department of Defense 1209 Meat, Poultry, and Fish	\$22,205,612	
2. Contract: Department of Defense 1206 Meat, Poultry, and Fish	\$20,877,704	
3. Contract: Department of Defense 1203 Meat, Poultry, and Fish	\$20,246,886	
4. Contract: Department of Defense 1212 Meat, Poultry, and Fish	\$17,315,684	
5. Contract: Department of Defense 1209 Meat, Poultry, and Fish	\$16,988,944	
6. Contract: Department of Defense 1209 Meat, Poultry, and Fish	\$14,501,109	
7. Contract: Department of Defense 1203 Meat, Poultry, and Fish	\$14,225,416	
8. Contract: Department of Defense 1209 Meat, Poultry, and Fish	\$14,002,662	
9. Contract: Department of Defense 1206 Meat, Poultry, and Fish	\$13,990,372	
10. Contract: Department of Defense 1212 Meat, Poultry, and Fish	\$13,512,958	

Contracts Data Only

Top 5 Prime Award Type of Contracts Used

1. Firm Fixed Price	\$552,780,238	
2. Fixed Price with Economic Price Adjustment	\$2,705,457	

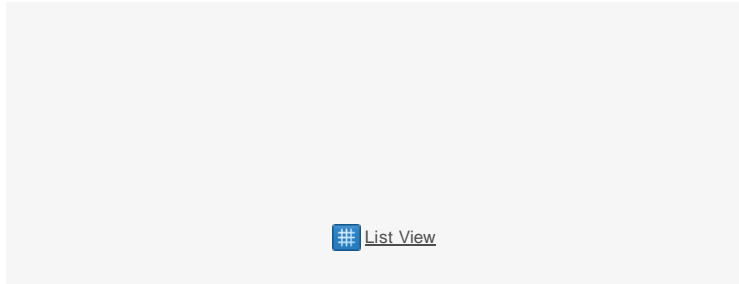
Top 5 Prime Award Contractors


1. Tyson Foods INC.	\$555,485,695	
---------------------	---------------	--

Top 5 Prime Award Products or Services Sold

1. Meat, Poultry, and Fish	\$546,083,523	
2. Food, Oils and Fats	\$9,402,172	







Competition



 List View

* Click on the pie chart slice or the corresponding legend text for Completed/Not Completed Dollars to drill down more into "Dollars by Competition Type"

Prime Awards Timeline

-  Contracts
-  Grants
-  Direct Payments
-  Insurance
-  Loans and Guarantees
-  Others

 List View

All prime awardee data as reported by agencies. The assistance prime awardee data includes agency submissions as of 11/21/2013 and the contracts prime awardee data includes procurement data downloaded from FPDS as of 11/22/2013. Please note that availability of DOD contracts prime awardee data is delayed by 90 days to protect operations tempo. All Sub-awardee data is based on prime awardee submissions from FSRs, for sub-contracts as of 11/21/2013 and for sub-grants as of 11/21/2013. For more information about the data, data sources, and data timeliness, please see [Learn](#).

The quality procurement data is maintained by the federal agencies by annual verification and validation of their data in FPDS. For more information on how the quality is maintained and what the government is doing in ensuring the quality please see [PDF](#).

[About](#) | [Opportunities](#) | [FAQs](#) | [Feedback](#) | [Accessibility](#) | [Privacy Policy](#) | [Disclaimer](#)





Contracts/Awards Timeline for All Years

Fiscal Year	Contracts	Grants	Loans and Guarantees	Direct Payments	Insurance	Others	Total Dollars
2014	\$10.8M	\$0.0	\$0.0	\$0.0	\$0.0	\$0.0	\$10.8M
2013	\$367.4M	\$0.0	\$0.0	\$0.0	\$0.0	\$0.0	\$367.4M
2012	\$555.5M	\$0.0	\$0.0	\$0.0	\$0.0	\$0.0	\$555.5M
2011	\$569.4M	\$0.0	\$0.0	\$0.0	\$0.0	\$0.0	\$569.4M
2010	\$496.1M	\$0.0	\$0.0	\$0.0	\$0.0	\$0.0	\$496.1M
2009	\$502.8M	\$0.0	\$0.0	\$0.0	\$0.0	\$0.0	\$502.8M
2008	\$394.9M	\$0.0	\$0.0	\$0.0	\$0.0	\$0.0	\$394.9M
2007	\$326.6M	\$0.0	\$0.0	\$0.0	\$0.0	\$0.0	\$326.6M
2006	\$339.3M	\$0.0	\$0.0	\$0.0	\$0.0	\$0.0	\$339.3M
2005	\$322.2M	\$0.0	\$0.0	\$0.0	\$0.0	\$0.0	\$322.2M
2004	\$125.1M	\$0.0	\$0.0	\$0.0	\$0.0	\$0.0	\$125.1M
2003	\$105.0M	\$0.0	\$0.0	\$0.0	\$0.0	\$0.0	\$105.0M
2002	\$129.5M	\$0.0	\$0.0	\$0.0	\$0.0	\$0.0	\$129.5M
2001	\$85.1M	\$0.0	\$0.0	\$0.0	\$0.0	\$0.0	\$85.1M
2000	\$94.6M	\$0.0	\$0.0	\$0.0	\$0.0	\$0.0	\$94.6M

15 ▾

Page 1 of 1

Displaying 1 to 15 of 15 Items

[About](#) | [Opportunities](#) | [FAQs](#) | [Feedback](#) | [Accessibility](#) | [Privacy Policy](#) | [Disclaimer](#)



**All Parent and Subsidiary Violations 2007-2012 contained in
Department of Labor enforcement data for Wage and Hour
Division and Occupational Safety and Health
Administration**

Occupational Safety and Health Administration (OSHA) Enforcement Data

InspectionID	CaseClosedDate	EstablishmentName	SumOfInitialPenalties	SumOfCurrentPenalties
100059591	2010-11-17	TYSON MEATS, INC.	\$3,133,100.00	\$532,030.00
307100172	2010-10-05	TYSON FOODS, INC., DBA RIVER VALLEY ANIMAL FOODS ³	\$436,000.00	\$461,000.0
309706794		TYSON FOODS, INC.	\$190,500.00	\$80,000.00
309711430	2010-06-14	TYSON FOODS, INC.	\$149,000.00	\$40,000.00
313819633		TYSON DELI, INC.	\$145,000.00	\$84,000.00
303161046	2011-01-05	TYSON FOODS, INC.	\$139,500.00	\$139,500.00
303161053	2011-01-05	TYSON SHARED SERVICES INC DBA TYSON FOODS INC TRUC	\$139,500.00	\$139,500.00
302080932	2011-01-05	TYSON CHICKEN, INC. D/B/A TYSON FOODS	\$139,500.00	\$139,500.00
332811678		TYSON FOODS INC	\$104,200.00	\$104,200.00
302404181	2007-10-12	TYSON CHICKEN, INC. D/B/A TYSON FOODS	\$96,000.00	\$12,000.00
303161194	2007-10-11	TYSON SHARED SERVICES INC DBA TYSON FOODS INC TRUC	\$96,000.00	\$0.00
303161202	2007-10-12	TYSON SHARED SERVICES INC DBA TYSON FOODS INC TRUC	\$96,000.00	\$0.00
303161244	2007-10-17	TYSON SHARED SERVICES INC DBA TYSON FOODS INC TRUC	\$81,000.00	\$0.00
303161236	2007-10-17	TYSON SHARED SERVICES INC DBA TYSON FOODS INC TRUC	\$81,000.00	\$0.00
303161228	2007-10-16	TYSON FOODS, INC.	\$81,000.00	\$0.00
302747753	2007-10-17	TYSON CHICKEN, INC. D/B/A TYSON FOODS	\$81,000.00	\$12,600.00
303160154	2007-10-16	TYSON SHARED SERVICES INC DBA TYSON FOODS INC TRUC	\$79,650.00	\$0.00
302404199	2007-10-15	TYSON CHICKEN, INC. D/B/A TYSON FOODS	\$79,650.00	\$35,225.00
310657002	2012-06-26	TYSON FOODS, INC.	\$72,300.00	\$6,700.00
315041459	2012-10-16	TYSON FOODS, INC. NASHVILLE FEED MILL	\$70,000.00	\$7,000.00
308253400	2009-10-05	TYSON FOODS, INC.	\$70,000.00	\$7,000.00
314060807		TYSON FOODS INC	\$66,000.00	\$66,000.00
310087366	2008-07-24	TYSON FRESH MEATS, INC.	\$63,000.00	\$35,000.00
306049164	2008-09-06	IBP INC	\$61,500.00	\$5,500.00
314058975	2012-04-27	TYSON FRESH MEATS, INC.	\$50,600.00	\$35,420.00
313135832		TYSON PREPARED FOODS, INC.	\$45,000.00	\$45,000.00
312835911	2010-02-02	TYSON FOODS, INC.	\$45,000.00	\$41,500.00
334464138		TYSON FRESH MEATS, INC.	\$44,675.00	\$44,675.00
309890093	2007-07-02	TYSON PREPARED FOODS	\$40,000.00	\$21,000.00
314713850	2011-09-13	TYSON DELI, INC.	\$31,000.00	\$22,000.00
314256173		TYSON FOODS, INC.	\$30,000.00	\$30,000.00
314469271	2011-01-05	TYSON FOODS, INC	\$28,800.00	\$28,800.00
313993933	2011-08-30	TYSON FRESH MEATS, INC.	\$27,500.00	\$14,000.00
302406483	2011-01-05	TYSON CHICKEN, INC. D/B/A TYSON FOODS	\$25,500.00	\$25,500.00
303161095	2011-01-05	TYSON SHARED SERVICES INC DBA TYSON FOODS INC TRUC	\$25,500.00	\$25,500.00
306679960	2007-07-31	TYSON FOODS	\$25,000.00	\$5,000.00
312967243	2009-10-02	TYSON FRESH MEATS, INC.	\$25,000.00	\$7,500.00
308386978	2007-10-02	TYSON PREPARED FOODS, INC.	\$23,500.00	\$6,000.00
315740043	2012-09-25	TYSON FOODS, INC.	\$22,000.00	\$7,000.00
308685999	2008-04-04	TYSON FRESH MEATS	\$20,475.00	\$2,232.00
303163356	2011-01-05	TYSON SHARED SERVICES INC DBA TYSON FOODS INC TRUC	\$20,000.00	\$20,000.00
301893400	2011-01-05	TYSON FOODS, INC.	\$20,000.00	\$20,000.00
310355664	2009-06-24	TYSON FOODS, INC. DBA TYSON VALLEY DISTRIBUTION CN	\$19,625.00	\$15,625.00
309199859	2007-08-19	TYSON FOODS, INC.	\$17,975.00	\$15,975.00

³ In this case Committee staff found discrepancies between the information contained in the Department of Labor database and the Department Labor's public statements on the enforcement action. The Department of Labor's public statements contained the more correct figure.

315083972	2011-12-14	TYSON FRESH MEATS, INC.	\$16,900.00	\$16,900.00
316649854		TYSON FOODS INC	\$16,900.00	\$16,900.00
314058934	2011-06-07	TYSON FRESH MEATS, INC.	\$15,400.00	\$10,780.00
314164971	2011-03-08	CAROLINA FOODS, INC.	\$15,400.00	\$7,850.00
313123051	2010-08-10	TYSON FRESH MEATS, INC.	\$15,000.00	\$15,000.00
315147785		TYSON PREPARED FOODS	\$14,000.00	\$14,000.00
316034578	2012-11-06	TYSON PREPARED FOODS	\$14,000.00	\$11,000.00
314152182	2010-09-07	TYSON FOODS INC	\$13,500.00	\$2,000.00
334697588		TYSON FRESH MEATS, INC.	\$12,500.00	\$12,500.00
315622209	2012-02-27	TYSON FRESH MEATS, INC.	\$12,500.00	\$6,000.00
310795083	2008-02-12	TYSON FRESH MEATS, INC.	\$11,050.00	\$9,800.00
311363048	2008-06-02	TYSON CHICK N QUICK	\$11,000.00	\$10,500.00
310164272	2007-01-22	TYSON FOODS, INC.	\$10,000.00	\$3,000.00
309891505	2007-07-05	TYSON FRESH MEATS, INC.	\$10,000.00	\$10,000.00
309891356	2007-08-28	TYSON PREPARED FOODS, INC.	\$10,000.00	\$7,500.00
314055138	2010-10-19	TYSON FOODS, INC.	\$10,000.00	\$7,000.00
315276071	2012-02-06	TYSON FRESH MEATS, INC.	\$9,775.00	\$3,500.00
308678358	2007-02-27	TYSON FRESH MEATS	\$9,250.00	\$5,525.00
311461834	2009-03-10	TYSON FRESH MEATS, INC	\$9,250.00	\$5,875.00
312422850	2009-03-16	TYSON PREPARED FOODS	\$9,000.00	\$3,500.00
308264662	2007-02-20	TYSON FRESH MEATS, INC.	\$9,000.00	\$3,000.00
308978717		TYSON CHICKEN, INC.	\$9,000.00	\$9,000.00
314779216	2012-10-01	TYSON FRESH MEATS, INC.	\$8,000.00	\$8,000.00
313452898	2011-12-16	TYSON FOODS INC	\$7,500.00	\$7,500.00
310773932	2008-05-23	TYSON PREPARED FOODS	\$7,225.00	\$3,775.00
315088237	2012-05-03	TYSON FRESH MEATS, INC.	\$7,000.00	\$7,000.00
315554451	2012-01-06	TYSON FOODS, INC. - PROCESSING PLANT	\$7,000.00	\$2,500.00
313560609	2010-09-14	TYSON FOODS - RIVER VALLEY ANIMAL FOODS	\$7,000.00	\$7,000.00
310355813	2008-08-25	TYSON FOODS, INC.	\$7,000.00	\$7,000.00
314057019	2011-08-17	TYSON FOODS, INC.	\$7,000.00	\$0.00
311461990	2008-06-20	CARNECO FOODS LLC	\$6,750.00	\$3,937.50
312157217	2009-04-29	TYSON FOODS INC	\$6,450.00	\$0.00
312093230		TYSON FOODS	\$6,375.00	\$6,250.00
312219850	2009-04-09	TYSON FOODS INC	\$6,375.00	\$0.00
311461842	2009-01-16	TYSON FRESH MEATS, INC	\$6,375.00	\$1,700.00
315173971	2011-06-09	TYSON FOODS, INC.	\$6,000.00	\$0.00
311460273	2008-08-12	TYSON FRESH MEATS, INC.	\$6,000.00	\$0.00
314060815		TYSON FOODS INC	\$5,500.00	\$5,500.00
311731103	2008-11-05	TYSON FOODS, INC. / IVALEE, AL FEEDMILL	\$5,500.00	\$3,000.00
311460265	2008-08-12	TYSON FRESH MEATS, INC.	\$5,100.00	\$1,700.00
310808654	2007-08-09	TYSON FOODS, INC., DBA RIVER VALLEY ANIMAL FOODS	\$5,100.00	\$3,200.00
303159552	2011-01-05	TYSON FOODS, INC.	\$5,000.00	\$5,000.00
303159545	2011-01-05	TYSON SHARED SERVICES INC DBA TYSON FOODS INC TRUC	\$5,000.00	\$100.00
310082508	2008-02-06	TYSON FRESH MEATS, INC.	\$5,000.00	\$0.00
311797179	2008-03-28	TYSON FRESH MEATS, INC.	\$5,000.00	\$0.00
314939018	2012-11-08	TYSON FRESH MEATS IBP	\$4,800.00	\$0.00

316034560	2012-11-05	TYSON PREPARED FOODS	\$4,675.00	\$4,675.00
334636982		TYSON FRESH MEATS, INC.	\$4,675.00	\$4,675.00
311262943	2008-10-08	TYSON FRESH MEATS	\$4,500.00	\$2,000.00
309539716	2008-04-10	TYSON FOODS, INC	\$4,500.00	\$0.00
314184516	2012-10-03	TYSON FOODS, INC	\$4,400.00	\$1,000.00
308683820	2007-04-19	TYSON FOODS, INC. DBA OMAHA PROCESSING SERVICES	\$4,250.00	\$3,125.00
303161111	2011-01-05	TYSON SHARED SERVICES INC DBA TYSON FOODS INC TRUC	\$4,250.00	\$2,125.00
314529249	2012-02-27	TYSON FRESH MEATS, INC.	\$4,250.00	\$1,875.00
316677913	2012-11-21	TYSON FOODS INC	\$4,165.00	\$4,165.00
308686005	2008-04-04	TYSON FRESH MEATS	\$3,825.00	\$1,594.00
313090482	2010-06-15	TYSON FOODS, INC.	\$3,750.00	\$2,875.00
303161178	2011-01-05	TYSON FOODS INC FEED MILL & ELEVATOR	\$3,750.00	\$1,733.00
303161186	2011-01-05	TYSON SHARED SERVICES INC.	\$3,750.00	\$1,733.00
303161160	2011-01-05	TYSON SHARED SERVICES INC.	\$3,750.00	\$1,733.00
302741533	2011-01-05	TYSON FOODS INC FEED MILL & ELEVATOR	\$3,750.00	\$1,733.00
308262989	2007-02-16	TYSON FRESH MEATS, INC.	\$3,750.00	\$2,000.00
309707495	2007-06-19	TYSON FOODS, INC.	\$3,750.00	\$900.00
313940603	2012-02-06	TYSON'S FOODS, INC.	\$3,600.00	\$1,000.00
311003792	2009-02-06	TYSON FOODS, INC.	\$3,500.00	\$2,500.00
311794309	2009-07-21	TYSON PREPARED FOODS, INC	\$3,500.00	\$3,500.00
312796501	2009-03-17	TYSON FRESH MEATS, INC.	\$3,400.00	\$2,900.00
313405300	2009-12-18	TYSON FOODS, INC.	\$3,400.00	\$0.00
311786818	2008-11-05	TYSON FRESH MEATS INC.	\$3,400.00	\$2,550.00
312856131	2011-01-04	TYSON FOODS	\$3,150.00	\$3,150.00
310084306	2008-02-13	TYSON FRESH MEATS, INC.	\$3,000.00	\$1,500.00
310831953	2007-12-21	TYSON FOODS, INC.	\$2,975.00	\$2,975.00
316232495		TYSON FRESH MEATS, INC.	\$2,975.00	\$1,000.00
315139303	2011-12-13	MADISON FOOD CORPORATION	\$2,975.00	\$1,500.00
316436286		CAROLINA FOODS, INC.	\$2,925.00	\$2,925.00
311471247	2008-02-06	TYSON FRESH MEATS, INC.	\$2,625.00	\$1,000.00
311420715	2009-08-28	TYSON FOODS	\$2,550.00	\$2,525.00
313615916	2010-05-28	TYSON FOODS, INC.	\$2,550.00	\$600.00
310895669	2009-01-09	TYSON FOODS, INC.	\$2,500.00	\$0.00
311469779	2010-06-14	TYSON FRESH MEATS	\$2,500.00	\$0.00
314440918		TYSON FOODS, INC.	\$2,500.00	\$0.00
314952623		ZEMCO INDUSTRIES INC DEL	\$2,295.00	\$0.00
311660542	2008-06-25	TYSON FRESH MEATS, INC.	\$2,275.00	\$2,275.00
308098235	2008-04-16	TYSON FOODS INC.	\$2,275.00	\$2,275.00
315682013	2011-08-12	TYSON FRESH MEATS, INC.	\$2,250.00	\$1,125.00
332804202	2012-04-06	TYSON DELI, INC.	\$2,167.50	\$2,167.50
303161103	2011-01-05	TYSON SHARED SERVICES INC DBA TYSON FOODS INC TRUC	\$2,125.00	\$0.00
302741525	2011-01-05	TYSON CHICKEN, INC. D/B/A TYSON FOODS	\$2,125.00	\$0.00
314025982	2010-08-10	TYSON PREPARED FOODS, INC	\$2,125.00	\$2,125.00
316649714		TYSON FOOD, INC.	\$2,125.00	\$2,125.00
311145247	2007-08-06	TYSON FOODS INC	\$2,100.00	\$0.00
316071729		TYSON FOODS, INC.	\$1,875.00	\$900.00

314940297	2011-06-24	TYSON FRESH MEATS, INC.	\$1,875.00	\$1,200.00
312624109	2009-05-11	TYSON DELI, INC.	\$1,875.00	\$1,875.00
308979343	2008-03-19	TYSON CHICKEN, INC.	\$1,875.00	\$1,875.00
311462014	2008-06-10	CARNECO FOODS LLC	\$1,875.00	\$0.00
311460349	2008-02-04	CARNECO FOODS LLC	\$1,875.00	\$937.00
312217144	2008-10-02	TYSON FOODS INC	\$1,700.00	\$0.00
313649980	2010-05-28	TYSON FRESH MEATS, INC.	\$1,700.00	\$0.00
311788350	2009-02-02	TYSON FRESH MEATS, INC.	\$1,700.00	\$850.00
316337401	2012-05-25	TYSON FOODS INC	\$1,575.00	\$1,000.00
313096596	2010-02-24	TYSON FRESH MEATS, INC.	\$1,500.00	\$0.00
309801355	2007-03-01	TYSON FOODS, INC.	\$1,500.00	\$0.00
311572887	2008-03-12	THE BRUSS COMPANY	\$1,350.00	\$600.00
109587907	2007-04-27	TYSON FOODS, INC.	\$1,300.00	\$1,300.00
316488519	2012-10-23	TYSON FOODS INC	\$1,275.00	\$0.00
312401789	2009-08-21	TYSON FOODS, INC.	\$1,125.00	\$1,125.00
315637454	2012-01-10	TYSON FOODS, INC.	\$1,125.00	\$731.25
313852014	2010-07-09	TYSON FRESH MEATS, INC.	\$1,000.00	\$500.00
310996590	2010-04-07	TYSON FOODS, INC.	\$1,000.00	\$0.00
315596049	2012-01-12	TYSON FOODS, INC.	\$1,000.00	\$0.00
311411623	2007-11-21	TYSON FOODS, INC.	\$975.00	\$975.00
311943294	2009-10-26	TYSON FARMS, INC.	\$813.00	\$3,088.00
310969050	2008-01-09	TYSON SIGN COMPANY, INC.	\$750.00	\$300.00
312169964	2008-11-06	TYSON SIGN CO., INC.	\$750.00	\$750.00
300075256	2011-01-05	TYSON FOODS, INC.	\$600.00	\$600.00
314696204	2011-02-10	TYSON SIGN COMPANY INC	\$325.00	\$325.00
Total	161 violations		\$7,194,965.50	\$2,702,364.25

Wage and Hour Division (WHD) Compliance Action Data

case_id	trade_nm	legal_name	bw_atp_amt	ee_atp_cnt	findings_start_date	findings_end_date
1539484	Tyson Foods, Inc.	Tyson Foods, Inc.	\$48.13		1/17/2009	2/22/2009
1547976	Tyson Foods, Inc.	Tyson Foods, Inc.	\$0.00		8/19/2007	8/18/2009
1585379	Tyson Foods	Tyson Foods, Inc.	\$0.00		2/16/2010	6/15/2010
1539579	Tyson Foods, Inc	Tyson Foods, Inc.	\$0.00		2/18/2009	2/18/2009
1590299	Tyson Foods	Tyson Foods, Inc	\$0.00		3/8/2009	3/5/2011
1595905	Tyson Foods	Tyson Foods, Inc.	\$0.00		6/5/2010	12/23/2010
1589185	Tyson Foods	Tyson Foods, Inc.	\$0.00		7/6/2009	10/13/2009
Total	7 violations		\$48.13		1	

InspectionID	OpenDate	CaseClosedDate	EstablishmentName	EventDescription	SumOfInitialPenalties	CountOfFatalities	CountOfInjuries	InjuresTimesInitPenalty	SumOfCurrentPenalties
307100172	2003-10-10	2010-10-05	TYSON FOODS, INC., DBA RIVER VALLEY ANIMAL FOODS	One employee killed and other injured by hydrogen sulfide	\$702,000.00	1	4	\$2,808,000.00	\$461,000.00
302080932	1999-07-23	2011-01-05	TYSON CHICKEN, INC. D/B/A TYSON FOODS	Employees Fall into Waste Bin and are Asphyxiated	\$139,500.00	2	2	\$279,000.00	\$139,500.00
315041459	2010-12-10	2012-10-16	TYSON FOODS, INC. NASHVILLE FEED MILL	Employee Is Killed When Grain Silo Collapses	\$70,000.00	1	1	\$70,000.00	\$7,000.00
308253400	2004-10-04	2009-10-05	TYSON FOODS, INC.	Employee Is Asphyxiated after Fall Into Pit	\$70,000.00	1	1	\$70,000.00	\$7,000.00
314060807	2011-05-24		TYSON FOODS INC	Employee Sustains Amputation to Fingertip in Meat Puller	\$66,000.00	0	1	\$66,000.00	\$66,000.00
310087366	2007-06-19	2008-07-24	TYSON FRESH MEATS, INC.	Employee's Thumb Is Amputated in Machine	\$63,000.00	0	1	\$63,000.00	\$35,000.00
309890093	2006-11-01	2007-07-02	TYSON PREPARED FOODS	Ammonia Line Rupture Kills One Worker, Injuring Two	\$40,000.00	1	3	\$120,000.00	\$21,000.00
310355664	2006-10-16	2009-06-24	TYSON FOODS, INC. DBA TYSON VALLEY DISTRIBUTION CN	Employee Is Killed in Fall from Elevated Work Platform	\$19,625.00	1	1	\$19,625.00	\$15,625.00
311363048	2007-12-19	2008-06-02	TYSON CHICK N QUICK	Employee Is Injured in Fall from Ladder, Later Dies	\$11,000.00	1	1	\$11,000.00	\$10,500.00
309891505	2006-12-18	2007-07-05	TYSON FRESH MEATS, INC.	Employee Is Killed When Crushed by Forklift	\$10,000.00	1	1	\$10,000.00	\$10,000.00
308678358	2005-07-20	2007-02-27	TYSON FRESH MEATS	Employee Exposed to Toxic Fumes	\$9,250.00	0	1	\$9,250.00	\$5,525.00

312422850	2008-07-11	2009-03-16	TYSON PREPARED FOODS	Employee Amputates Finger in Mixing Machine	\$9,000.00	0	1	\$9,000.00	\$3,500.00
315554451	2011-06-28	2012-01-06	TYSON FOODS, INC. - PROCESSING PLANT	Employee Mixes Chemicals, Causing Facility Evacuation	\$7,000.00	0	1	\$7,000.00	\$2,500.00
313560609	2009-09-26	2010-09-14	TYSON FOODS - RIVER VALLEY ANIMAL FOODS	Employee Drown in Load of Offal	\$7,000.00	1	1	\$7,000.00	\$7,000.00
310355813	2006-11-08	2008-08-25	TYSON FOODS, INC.	Truck Strikes and Kills Worker Walking in Storage Yard	\$7,000.00	1	1	\$7,000.00	\$7,000.00
308683820	2006-12-28	2007-04-19	TYSON FOODS, INC. DBA OMAHA PROCESSING SERVICES	Four Employees Are Exposed to Ammonia	\$4,250.00	0	4	\$17,000.00	\$3,125.00
308098235	2004-08-13	2008-04-16	TYSON FOODS INC.	Employee struck by a forklift	\$2,275.00	0	1	\$2,275.00	\$2,275.00
314940297	2010-09-10	2011-06-24	TYSON FRESH MEATS, INC.	Employee's Finger Is Amputated When Caught in Machine	\$1,875.00	0	1	\$1,875.00	\$1,200.00
311788350	2008-04-29	2009-02-02	TYSON FRESH MEATS, INC.	Six Employees Overcome by Chlorine Dioxide	\$1,700.00	0	6	\$10,200.00	\$850.00

UnitedHealth Group Incorporated
(United HealthCare Services, Inc.)

UnitedHealth Group Incorporated

Legal Name of Company Identified in WHD Data: United HealthCare Services, Inc.

Company Headquarters: Minnetonka, MN

Industry: Health Care

Company Overview: UnitedHealth Group is a publically traded health care insurance company that provides health care coverage and benefits services, along with information and technology-enabled health services. The company had revenues of \$110.6 billion in 2012.

Total Federal Contract Dollars 2012: \$276.5 million

Main Contracting Agencies: Department of Defense and Department of Health and Human Services.

Primary Nature of Federal Contracts: Provides medical evaluations and screening.

United HealthCare Services, Inc.

The U.S. Department of Labor recovered a total of \$934,551 in overtime back wages for 479 employees of United Healthcare and \$104,280 in civil money penalties after an investigation by the department's Wage and Hour Division determined that the employees had been incorrectly classified as exempt from the Fair Labor Standards Act (FLSA) and consequently denied compensation for all hours worked.

Investigators determined that United Healthcare incorrectly classified employees in several different occupational categories as administratively exempt from FLSA, thereby denying them overtime compensation for all hours worked over 40 in a week. The company also failed to include certain compensation for employment in workers' regular rates, on which time and one-half should have been paid. Additionally, recordkeeping violations were uncovered, as records of the number of hours worked were not properly maintained for those who had been misclassified as exempt.

Civil money penalties were assessed based on multiple violations of the FLSA by United HealthCare Services.



Search

Prime Award Advanced Search Sub-award Advanced Search

NOTE: You must click [here](#) for very important D&B information.

Prime Award Spending Data

[View Sub-award Data](#)

FY 2012

Filters: **FY 2012** Contractor: **Unitedhealth Group Incorporated** [Clear All](#)

By Agency By Prime Awardee By Location

[Report Data Issues](#)

View: **Expanded Summary**

Jump to: [All Spending Data](#) | [Contracts Data Only](#) | [Assistance Data Only](#) | [Export](#)

Total Dollars: \$276,540,506	Number of Transactions: 70	Total Sub-Award Dollars: \$0	Number of Sub-Award Reports: 0
----------------------------------------	--------------------------------------	----------------------------------------	------------------------------------------

All Spending Data

UnitedHealth Group Incorporated

Top 5 Prime Award Recipient Locations (States)

1. Wisconsin	\$276,540,506	
2. Virginia	\$38,230,035	
3. Minnesota	\$11,475,879	
4. Massachusetts	\$5,451,456	
5. Maryland	\$267,500	

Top 5 Prime Award Major Agencies

1. Department of Defense	\$276,680,328	
2. Department of Health and Human Services	\$41,501,879	
3. Department of Veterans Affairs	\$13,602,423	
4. Department of Treasury	\$267,500	
5. Department of Labor	\$111,800	

Top 5 Prime Award Sub Agencies

1. Department of the Army	\$264,884,127	
2. Centers for Medicare and Medicaid Services	\$22,393,005	
3. Department of Veterans Affairs	\$13,602,423	
4. Centers for Disease Control	\$12,047,854	
5. Tricare Management Activity (Tma)	\$11,475,879	

Top 10 Prime Awards in FY2012

1. Contract: Department of Defense 0102 Medical- Evaluation/Screening	\$70,777,294	
2. Contract: Department of Defense 0097 Medical- Evaluation/Screening	\$40,000,000	
3. Contract: Department of Defense 0101 Medical- Evaluation/Screening	\$25,548,917	
4. Contract: Department of Defense Medical- Evaluation/Screening	\$22,000,000	
5. Contract: Department of Defense 0084 Medical- Evaluation/Screening	\$21,460,445	
6. Contract: Department of Defense 0095 Medical- Evaluation/Screening	\$15,000,000	
7. Contract: Department of Defense 0100 Medical- Evaluation/Screening	\$14,787,800	
8. Contract: Department of Defense 0116 Medical- Evaluation/Screening	\$13,341,142	
9. Contract: Department of Defense Medical- Evaluation/Screening	\$12,000,000	
10. Contract: Department of Defense 0094 Medical- Evaluation/Screening	\$10,000,000	

Contracts Data Only

Top 5 Prime Award Type of Contracts Used

1. Cost No Fee	\$262,308,779	
2. Cost Plus Fixed Fee	\$39,484,137	
3. Firm Fixed Price	\$23,578,030	
4. Time and Materials	\$5,696,620	
5. Cost Plus Award Fee	\$1,129,487	

Top 5 Prime Award Contractors

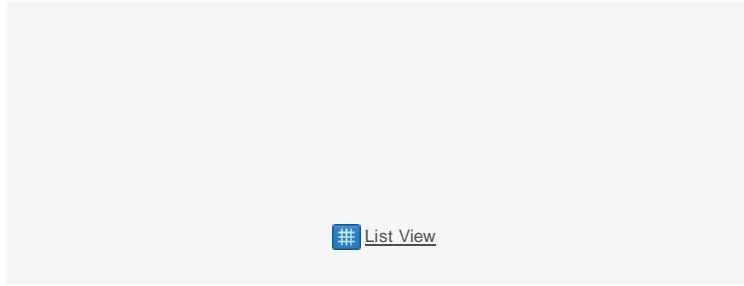
1. Unitedhealth Group Incorporated	\$276,540,506	
2. Unitedhealth Group Incorporated	\$55,630,367	

Top 5 Prime Award Products or Services Sold

1. Medical- Evaluation/Screening	\$262,659,826	
2. Support- Professional: Other	\$22,306,066	

3.	Medical- General Health Care	\$11,475,879
4.	Medical- Other	\$11,430,545
5.	Support- Management: Other	\$6,172,896

Competition



List View

* Click on the pie chart slice or the corresponding legend text for Competed/Not Competed Dollars to drill down more into "Dollars by Competition Type"

Prime Awards Timeline

- Contracts
- Grants
- Direct Payments
- Insurance
- Loans and Guarantees
- Others

List View

All prime awardee data as reported by agencies. The assistance prime awardee data includes agency submissions as of 11/21/2013 and the contracts prime awardee data includes procurement data downloaded from FPDS as of 11/22/2013. Please note that availability of DOD contracts prime awardee data is delayed by 90 days to protect operations tempo. All Sub-awardee data is based on prime awardee submissions from FSRS, for sub-contracts as of 11/21/2013 and for sub-grants as of 11/21/2013. For more information about the data, data sources, and data timeliness, please see [Learn](#).

The quality procurement data is maintained by the federal agencies by annual verification and validation of their data in FPDS. For more information on how the quality is maintained and what the government is doing in ensuring the quality please see [PDF](#).

[About](#) | [Opportunities](#) | [FAQs](#) | [Feedback](#) | [Accessibility](#) | [Privacy Policy](#) | [Disclaimer](#)



**All Parent and Subsidiary Violations 2007-2012 contained in
Department of Labor enforcement data for Wage and Hour
Division and Occupational Safety and Health
Administration**

Occupational Safety and Health Administration (OSHA) Enforcement Data

InspectionID	CaseClosedDate	EstablishmentName	SumOfInitialPe	SumOfCurrentPenalties
312815723	2010-02-26	CONNECTIONS INC	\$1,050.00	\$1,050.00
Total	1 violation		\$1,050.00	\$1,050.00

Wage and Hour Division (WHD) Compliance Action Data

case_id	trade_nm	legal_name	bw_atp_amt	ee_atp_cnt	findings_start_date	findings_end_date
1501905	United Healthcare Services, Inc.	United HealthCare Services, Inc.	\$934,551.32	474	5/28/2006	10/10/2009
1558348	Hospice Inspiris	Inspiris, LLC	\$37,583.02	12	11/10/2008	11/7/2010
1607104	United Healthcare	United HealthCare Services, Inc.	\$20,817.60	1	10/18/2010	2/21/2011
1482508	Evercare Hospice	United Health Group	\$20,472.21	13	7/15/2005	7/14/2007
1536148	HealthPro	HealthPro Staffing & Placements, Inc	\$13,216.94	12	9/10/2007	9/6/2009
1649635	Mission Pines Nursing & Rehab Center	Preferred Care Partners	\$946.55	6	10/1/2010	10/1/2012
1650996	Sandy Park Development Center	Preferred Care Partners Management Group, L.P	\$749.62	4	3/20/2010	3/10/2012
1636792	Connexions, Inc.	Connexions, Inc.	\$126.56	1	9/18/2011	12/12/2011
1671218	United Healthcare	United Healthcare, Inc.	\$0.00	0	6/1/2012	11/8/2012
1640268	United Behavioral Health	UnitedHealth Group	\$0.00	0	12/2/2011	12/20/2011
1622442	Evercare Hospice	United Health Care Services, Inc	\$0.00	0	11/14/2009	11/13/2011
1622619	United Health Group	United Health Group	\$0.00	0	1/31/2011	9/16/2011
1582931	Health Plan of Nevada, Inc.	United Health Care	\$0.00	0	8/5/2008	8/6/2010
1563328	Evercare Hospice, Inc.	United Health Group	\$0.00	0	6/11/2008	6/10/2010
1589080	United Health Group Inc.	United Health Group Inc.	\$0.00	0	11/23/2009	5/23/2010
1561788	Ingenix/United Health Group		\$0.00	0	9/17/2009	11/17/2009
1553240	United Health Group	United Health Group	\$0.00	0	3/1/2009	8/27/2009
1549734	PrimeCare Medical, Inc.	PrimeCare Medical Inc.	\$0.00	0	6/6/2009	7/14/2009
1533255	United Health Care Services, Inc.	United Health Care Services	\$0.00	0	11/1/2008	11/30/2008
1509768	United Health Group	United Health Care Services, Inc	\$0.00	0	9/4/2006	9/3/2008
1496840	United Health Group	United Health Care Services, Inc	\$0.00	0	10/25/2007	10/25/2007
1483882	Golden Rule Insurance Company	Golden Rule Insurance Company, Inc.	\$0.00	0	9/1/2005	8/30/2007
Total	22 violations		\$1,028,463.82	523		

University of Pittsburgh Medical Center
(UPMC)

University of Pittsburgh Medical Center

Legal Name of Company Identified in WHD Data: UPMC

Company Headquarters: Pittsburgh, PA

Industry: Healthcare

Company Overview: The University of Pittsburgh Medical Center (UPMC) is a \$10 billion integrated global health enterprise that is comprised of more than 20 hospitals and over 400 clinical locations. UPMC is organized into three major operating units: provider services, insurance services, and international and commercial services. UPMC is Pennsylvania's largest employer with more than 60,000 employees, and is closely affiliated with the University of Pittsburgh.

Total Federal Contract Dollars 2012: \$8 million

Main Contracting Agencies: Department of Health and Human Services, Department of Defense, and Department of Veterans Affairs.

Primary Nature of Federal Contracts: Biomedical research and development.

UPMC

An investigation by the U.S. Department of Labor's Wage and Hour Division resulted in the payment of \$42,043 in back wages owed to 78 employees at the University of Pittsburgh Medical Center. The investigation found overtime violations because the hospital had erroneously misclassified several positions as exempt. These non-exempt employees were paid straight time for overtime during the entire investigation period instead of paying the half-time for hours worked over 40. As this was a repeat issue with the hospital, civil money penalties of \$50,435 were assessed.



Print | Maryland | National | Search | Submit | Important Documents

Search

Prime Award Spending Data

View Sub-award Data

FY2012 **UNIVERSITY OF PITTSBURGH MEDICAL CENTER**

Filters: FY2012 Contractor: University of Pittsburgh Medical Center Clear All

By Agency 87 PrtM AwardM By Location

OR8part IIIIII IHIII

View: Expanded Summary

Jump ID: Jiii Spending Dnl I Contula Dlltl Onty IA1ff111nca 011111 Onty G1 Ellport

Total Oolla111: \$8049,322 NumberofT111naaclona: 121 Tollll Sub.Awllrltl Oollf 11111: \$0 NumberofSub.Awllrd Reportl: 0

All Spending Data

UNIVERSITY OF PITTSBURGH MEDICAL CENTER

Top 10 Prim•Awardsh FYZ012

\$8,048,322

1. Contract Department of Veta111na \$1,273,873

1. Pennanta

Top 5 Prime Award R.plent Locations (Statas) Top 5 Prime Award Major .Agenclu

- 1. Oep11rtment of llllterana Allllt111 \$7,488,425
- 2. Oeapartmentof Juatlce \$487,971
- 3. Conaumer Product Safety CommllHon \$84,426
- 4. Oeapartmentof Health and Human Se- \$.21,500

- 1. Contract Department of Veta111na \$1,245,180
Medical- Surgery
- 2. Contract Department of Veta111na \$783,457
Medical- Aneathealogy
- 3. Contract Department of Veta111na \$815,000
Medical- Urology
- 4. Contract Department of Veta111na \$388,835
Medical- Other
- 5. Contract Department of Veta111na \$388,078
Medical- Neurology
- 6. Contract Department of Veta111na \$285,228
Medical- Other
- 7. Contract Department of Veta111na \$204,841
Medical- Surgery

Top 5 Prime Award Sub.Agenclies

- 1. Oeapartment of Vlltrana Allllt111 \$7,488,425
- 2. Oeapartment of Plllon Sjelllm \$458,858
- 3. Conaumer Product Safllty CommllHon \$84,426
- 4. Fede111t Bureeuofnwal9etion \$22,600
- 5. U.S.M11111hal8 Ser.4ce \$6,513

Contracts Data Only

Top 5 Prime Award Type of Contnctcs Used

Top 5 Prime Award Contractons

\$1361,301

1. un
rw
n1
lt
yo
f
Pt
tt8
bu
rg
h
M
tdl
ee
l

\$8,049,322 —
SD

c.m.r

;
Unmc

1.	Medical- Anesthesiology	\$1,920,813	
----	-------------------------	-------------	--

Top 5 Prime Award Products or Services Sold

3.	Medical- Other	\$1,762,734	
2.	Medical- Surgery	\$1,916,468	
	Medical- Neurology	\$384,443	
4.	Medical- Urology	\$943,457	
5.			

Competition

Justillw

Old on the pie chart for the corresponding legend 1 > f1 br Comped 1' < 1 ot compe 1 » c1 Coll 8. 1 \$ to drll down mo ht Dollars by Competttton Ta-

Prime Awards Timeline

- Contracts
- Direct Payment
- Insurance
- Loans and Guarantees
- Others

Liavillw

All prime award data is current as of 11/27/2013. The financial data for prime awards include agency financial data as of 11/24/2013 and the prime awardee data include the prime award data downloaded from FPDS as of 11/27/2013. Please note that availability of DOD contracts print award data is only by 90 days to protect privacy. All sub-award data is based on prime award subnumbers from FSRS, for sub-contracts as of 11/26/2013 and for sub-irams as of 11/26/2013. For more information about the data, data source, and data timeliness, please see the [Data Quality Report](#).

The quality procurement data is maintained by the federal agencies by annual verification and validation of their data in FPDS. For more information on how the quality is maintained and what the government is doing to improve it, please see the [Data Quality Report](#).

URS Corporation
(Washington Demilitarization Company LLC)

URS Corporation

Legal Name of Company Identified in WHD Data: Washington Demilitarization Company LLC

Company Headquarters: San Francisco, California

Industry: Engineering and construction.

Company Overview: URS is a publicly traded engineering, construction, and technical services company. The company offers program management; planning, design and engineering; systems engineering and technical assistance; information technology; construction and construction management; operations and maintenance; and decommissioning and base and nuclear facility clean-up. URS had more than 50,000 employees, with offices in almost 50 countries. The company reported revenue of more than \$10.97 billion in 2012. EG&G was acquired by URS in August 2002 and is now known as URS Federal Services.

Total Federal Contract Dollars 2012: \$4.1 billion

Main Contracting Agencies: Department of Defense and Department of Energy

Primary Nature of Federal Contracts: Operation of government waste treatment facilities and operation of government restoration.

Washington Demilitarization Company LLC

Hermiston, Oregon based EG&G Technical Services paid more than \$4.2 million in back wages owed to 603 employees for work at the Umatilla Chemical Depot in Umatilla, Oregon. An investigation by the Wage and Hour Division's Portland District Office in Oregon determined that employees involved in maintenance, munitions, DSA tender, operations, control room and warehouse work were underpaid for their time in the workplace. In some instances, workers were not relieved for their lunch time, resulting in inappropriate pay deductions for lunch breaks that could not be taken. The pay deficiencies are a violation of the Fair Labor Standards Act and other federal labor laws. Civil money penalties were assessed for the violations.

Additionally, Wage and Hour found that the firm failed to pay its service employees working inside the secured gates the Service Contract Act required prevailing wage as specified in the collective bargaining agreement for all hours worked in the workweek. The company also was found to have underpaid required fringe benefits.

URS Corporation

An investigation by the U.S. Department of Labor's Wage and Hour Division resulted in the payment of approximately \$1.58 million in back wages owed to 404 employees of URS Corporation. Wage and Hour found that URS had failed to pay the Service Contract Act required prevailing wage plus hazardous pay differential to certain employees for all hours worked. Specifically, employees were not compensated for certain doffing and donning time prior to October 2008. Additionally, URS failed to pay for all overtime hours worked because of doffing and donning time.



Search

Prime Award Advanced Search Sub-award Advanced Search

NOTE: You must click [here](#) for very important D&B information.

Prime Award Spending Data

[View Sub-award Data](#)

FY 2012

Filters: **FY 2012** Contractor: **Urs Corporation**

By Agency By Prime Awardee By Location

[Report Data Issues](#)

View: **Expanded Summary**

Jump to: [All Spending Data](#) | [Contracts Data Only](#) | [Assistance Data Only](#) | [Export](#)

Total Dollars: \$4,138,233,031	Number of Transactions: 4,369	Total Sub-Award Dollars: \$777,874	Number of Sub-Award Reports: 3
------------------------------------------	-----------------------------------------	----------------------------------------------	------------------------------------------

All Spending Data

URS CORPORATION

Top 5 Prime Award Recipient Locations (States)

1. Maryland	\$1,132,830,365	
2. South Carolina	\$1,122,136,156	
3. Idaho	\$346,927,016	
4. Utah	\$318,053,489	
5. Oregon	\$285,379,565	

Top 5 Prime Award Major Agencies

1. Department of Defense	\$2,375,023,303	
2. Department of Energy	\$1,460,303,911	
3. National Aeronautics and Space Administration	\$219,380,146	
4. General Services Administration	\$104,204,850	
5. Securities and Exchange Commission	\$52,226,101	

Top 5 Prime Award Sub Agencies

1. Department of Energy	\$1,460,303,911	
2. Department of the Army	\$1,308,060,462	
3. Department of the Navy	\$470,377,646	
4. Department of the Air Force	\$373,182,140	
5. National Aeronautics and Space Administration	\$219,380,146	

Top 10 Prime Awards in FY2012

1. Contract: Department of Defense DACA8789C0076 Contract/All Other Non-Bldg Facs	\$240,000,000	
2. Contract: Department of Energy DEAC0909SR22505 Oper of Govt Waste Trmt-Store Fac	\$190,000,000	
3. Contract: Department of Defense DAAA0997C0025 Housekeeping- Trash/Garbage Collection	\$154,042,788	
DEAC2708RV14800 Oper of Govt Restoration		
5. Contract: Department of Defense DAAA0996C0018 Natural Resources/Conservation- Well Drilling/Exploratory	\$110,000,000	
6. Contract: Department of Defense HC02 Construction of Missile System Facilities	\$107,159,935	
7. Contract: Department of Energy DEAC0605RL14655 R&d- Energy: Nuclear (Management/Support)	\$85,000,000	
8. Contract: Department of Defense DAAA0997C0025 Housekeeping- Trash/Garbage Collection	\$71,847,729	
9. Contract: Department of Defense DAAA0997C0098 Contract/All Other Non-Bldg Facs	\$64,000,000	
10. Contract: Department of Defense DAAA0997C0025 Housekeeping- Trash/Garbage Collection	\$59,000,000	

Contracts Data Only

Top 5 Prime Award Type of Contracts Used

1. Cost Plus Award Fee	\$1,810,000,403	
2. Firm Fixed Price	\$778,597,748	
3. Cost Plus Fixed Fee	\$494,638,944	
4. Time and Materials	\$371,588,385	
5. Cost Plus Incentive	\$356,907,011	

Top 5 Prime Award Contractors

1. Urs Corporation	\$4,138,233,031	
2. Urs Corporation	\$211,877,591	

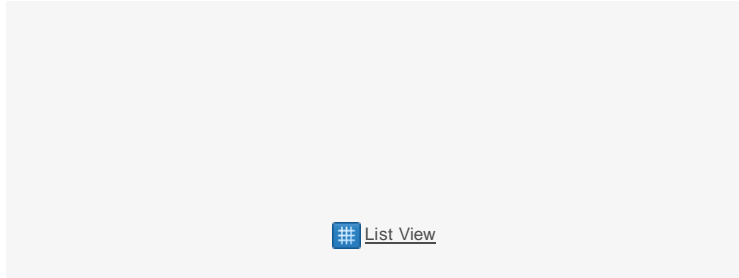
Top 5 Prime Award Products or Services Sold

1.	Oper of Govt Waste Trmt-Store Fac	\$483,749,508	
2.	Oper of Govt Restoration	\$468,752,244	
3.	Contract/All Other Non-Bldg Facs	\$385,718,588	
4.	R&d- Energy: Nuclear (Management/Support)	\$300,271,040	
5.	Housekeeping- Trash/Garbage Collection	\$285,379,565	

Top 5 Contract Sub-awardees

1.	Urs Corporation	\$691,914	
----	-----------------	-----------	--

Competition



* Click on the pie chart slice or the corresponding legend text for Competed/Not Competed Dollars to drill down more into "Dollars by Competition Type"

Prime Awards Timeline

- Contracts
- Grants
- Direct Payments
- Insurance
- Loans and Guarantees
- Others

List View

All prime award data as reported by agencies. The assistance prime award data includes agency submissions as of 11/21/2013 and the contracts prime award data includes procurement data downloaded from FPDS as of 11/22/2013. Please note that availability of DOD contracts prime award data is delayed by 90 days to protect operations tempo. All Sub-award data is based on prime award submissions from FSRS, for sub-contracts as of 11/21/2013 and for sub-grants as of 11/21/2013. For more information about the data, data sources, and data timeliness, please see [Learn](#).

The quality procurement data is maintained by the federal agencies by annual verification and validation of their data in FPDS. For more information on how the quality is maintained and what the government is doing in ensuring the quality please see [PDF](#).

[About](#) | [Opportunities](#) | [FAQs](#) | [Feedback](#) | [Accessibility](#) | [Privacy Policy](#) | [Disclaimer](#)



**All Parent and Subsidiary Violations 2007-2012 contained in
Department of Labor enforcement data for Wage and Hour
Division and Occupational Safety and Health
Administration**

Occupational Safety and Health Administration (OSHA) Enforcement Data

InspectionID	CaseClosedDate	EstablishmentName	SumOfInitialPenalties	SumOfCurrentPenalties
311905970	2009-10-07	FLINT ENERGY SERVICES, INC.	\$85,000.00	\$30,000.00
315800037		FLINT ENERGY SERVICES	\$35,000.00	\$35,000.00
309197473	2007-07-12	FLINT ENERGY SERVICES, INC.	\$30,000.00	\$14,000.00
330770108	2012-05-21	FLINT ENERGY & SERVICES, INC.	\$27,500.00	\$21,000.00
312135445	2011-02-07	FLINT ENERGY SERVICES, INC.	\$25,000.00	\$25,000.00
311472765	2009-03-25	FLINT ENERGY SERVICES INC.	\$9,000.00	\$4,500.00
314685777	2011-01-11	URS, CORP.	\$8,100.00	\$8,100.00
310492251	2009-06-02	URS CORPORATION	\$7,730.00	\$0.00
334349925	2012-10-10	URS ENERGY & CONSTRUCTION, INC.	\$7,000.00	\$7,000.00
314963992	2010-10-26	URS	\$6,750.00	\$6,750.00
309197077	2008-01-15	FLINT ENERGY SERVICES INC.	\$6,375.00	\$2,000.00
308776384	2008-02-22	URS CORPORATION	\$6,300.00	\$6,300.00
330016700	2011-08-05	URS	\$6,000.00	\$6,000.00
312632680	2009-06-16	WASHINGTON DIVISION OF THE URS CORPORATION	\$6,000.00	\$4,500.00
314351222	2011-04-25	URS CORP./DOL, MMD FACILITY	\$5,000.00	\$0.00
311905756	2009-07-01	URS CORPORATION	\$5,000.00	\$5,000.00
311833784	2008-07-21	URS CORPORATION, WASHINGTON DIVISION	\$5,000.00	\$5,000.00
313017188	2011-01-20	URS CORPORATION	\$4,500.00	\$4,500.00
305498339	2008-11-17	URS CORPORATION, INC.	\$4,500.00	\$4,500.00
333953420		FLINT ENERGY SERVICES	\$3,750.00	\$3,750.00
301512604	2011-10-03	URS ENERGY & CONSTRUCTION	\$3,400.00	\$0.00
311858880	2008-10-16	URS CORP WASHINGTON DIVISION	\$2,250.00	\$0.00
120019906	2007-05-30	CLEVELAND WRECKING CO.	\$1,780.00	\$480.00
1493857		CLEVELAND WRECKING COMPANY	\$1,300.00	\$750.00
120283254	2007-08-08	CLEVELAND WRECKING COMPANY	\$1,125.00	\$1,125.00
311750376	2008-07-08	URS CORPORATION	\$1,000.00	\$1,000.00
311139497	2010-04-30	URS, EG&G DIVISION	\$450.00	\$450.00
313804940	2010-04-20	URS CORPORATION	\$250.00	\$250.00
Total	28 violations		\$305,060.00	\$196,955.00

Wage and Hour Division (WHD) Compliance Action Data

case_id	trade_nm	legal_name	bw_atp_amt	ee_atp_cnt	findings_start_date	findings_end_date
1541037	EG & G Technical Services	Washington Demilitarization Company LLC	\$4,268,623.84	603	2/14/2007	2/13/2009
1542687	EG & G Pine Bluff Chemical Disposal Facility	URS Corporation	\$1,580,036.67	404	10/28/2006	10/27/2008
1642397	URS Federal Support Services, Inc.	URS Federal Support Services, Inc.	\$68,977.05	84	8/1/2010	7/31/2012
1623446	Flint Energy Services, Inc.	Flint Energy Services, Inc.	\$40,089.25	59	9/24/2009	9/23/2011
1608068	Flint Energy Services, Inc.	Flint Energy Services, Inc.	\$37,097.59	113	9/24/2009	9/23/2011
1633820	URS	URS Federal Services	\$3,874.40	16	7/1/2011	12/31/2011
1607704	URS Federal Support Services	URS Federal Services Inc.	\$3,352.09	4	3/12/2010	2/11/2011
1583475	URS Corporation	URS Corporation	\$3,199.15	13	2/4/2010	2/17/2011
1544550	URS	URS Federal Support Services, Inc	\$2,532.58	2	1/29/2009	10/22/2010
1543732	URS Corporation	URS Group, Inc.	\$867.08	1	9/1/2007	8/31/2008
1596364	URS	URS Federal Technical Services, Inc.	\$0.00	0	9/23/2008	9/23/2010
1503002	URS Corp. Inc.	URS Corp, Inc	\$0.00	0	4/2/2008	6/24/2008
1608780	URS Federal Services, Inc.	URS Corporation	\$0.00	0	11/1/2010	3/24/2011
1572095	URS Federal Support Service	URS Corporation	\$0.00	0	1/16/2010	11/4/2010
1601752	EG&G	EG&G Defense	\$0.00	0	11/30/2008	11/29/2010
1486560	EG&G Defense Materials, Inc.	URS Corporation	\$0.00	0	11/4/2006	11/3/2007
1519419	EG&G Technical Services	EG&G Technical Services, Inc.	\$0.00	0	3/2/2007	2/27/2009

1670670	Flint Energy	Flint Energy Services, Inc	\$0.00	0	2/8/2011	12/19/2012
Total	18 violations		\$6,008,649.70	1299		

Vanderbilt University
(Vanderbilt Police Department)

Vanderbilt University

Legal Name of Company Identified in WHD Data: Vanderbilt Police Department

Company Headquarters: Nashville, Tennessee

Industry: Higher Education

Company Overview: Vanderbilt University is a private research university and medical center that enrolls approximately 12,700 students and offers a wide variety of undergraduate, graduate and professional degrees.

Total Federal Contract Dollars 2012: \$30.8 million

Main Contracting Agencies: Department of Defense and Department of Health and Human Services

Primary Nature of Federal Contracts: Research and development of electronics and communication equipment, along with some medical research.

Vanderbilt Police Department

An investigation by the U.S. Department of Labor's Wage and Hour Division resulted in the payment of \$845,705 in back wages owed to 106 employees of the Vanderbilt Police Department. The investigation found that the police department's automatic lunch deductions had affected overtime pay and violated Section 7 of the FSLA. Wage and Hour also found overtime due to non-exempt supervisors who worked immediately prior to their shift without being compensated for the time and record keeping violations as a result of the ER failing to accurately record hours worked.



Search

Prime Award Advanced Search Sub-award Advanced Search

NOTE: You must click here for very important D&B information.

Prime Award Spending Data

View Sub-award Data

FY 2012 Submit

Filters: FY 2012 Contractor: The Vanderbilt University Clear All

By Agency By Prime Awardee By Location

Report Data Issues

View: Expanded Summary Go

Jump to: All Spending Data | Contracts Data Only | Assistance Data Only | Export

Total Dollars: \$30,796,858	Number of Transactions: 146	Total Sub-Award Dollars: \$6,905,084	Number of Sub-Award Reports: 38
---------------------------------------	---------------------------------------	------------------------------------------------	-------------------------------------------

All Spending Data

THE VANDERBILT UNIVERSITY

Top 5 Prime Award Recipient Locations (States)

1. Tennessee	\$30,796,858	
--------------	--------------	--

Top 5 Prime Award Major Agencies

1. Department of Defense	\$13,508,979	
2. Department of Health and Human Services	\$8,951,345	
3. National Aeronautics and Space Administration	\$4,522,119	
4. Department of Veterans Affairs	\$3,814,415	
5. Department of Interior	\$0	

Top 5 Prime Award Sub Agencies

1. National Institutes of Health	\$9,114,033	
2. Defense Advanced Research Projects Agency (Darpa)	\$5,634,745	
3. Department of the Air Force	\$5,268,155	
4. National Aeronautics and Space Administration	\$4,522,119	
5. Department of Veterans Affairs	\$3,814,415	

Top 10 Prime Awards in FY2012

1. Contract: Department of Health and Human Services HHSN275200800004C R&d- Medical: Biomedical (Applied Research/Exploratory Development)	\$4,368,717	
2. Contract: Department of Veterans Affairs VA24912J0556 Medical- Other	\$3,456,000	
3. Contract: National Aeronautics and Space Administration NNA11AC08C R&d- Defense System: Electronics/Communication Equipment (Applied Research/Exploratory Development)	\$2,603,271	
4. Contract: Department of Defense HR001112C0008 R&d- Defense Other: Other (Applied Research/Exploratory Development)	\$2,131,423	
5. Contract: Department of Health and Human Services HHSN275200800004C R&d- Medical: Biomedical (Applied Research/Exploratory Development)	\$1,963,691	
6. Contract: Department of Defense FA865010C7082 R&d- Defense System: Electronics/Communication Equipment (Applied Research/Exploratory Development)	\$1,950,370	
7. Contract: Department of Defense FA865010C7075 R&d- Defense System: Electronics/Communication Equipment (Applied Research/Exploratory Development)	\$1,840,237	
8. Contract: National Aeronautics and Space Administration NNA11AC08C R&d- Defense System: Electronics/Communication Equipment (Applied Research/Exploratory Development)	\$1,514,099	
9. Contract: Department of Health and Human Services HHSN272200900047C R&d- Medical: Biomedical (Basic Research)	\$1,083,485	

10. Contract: Department of Defense HR001111C0098 R&d- Defense Other: Other (Applied Research/Exploratory Development)	\$1,000,000	
---------------------------------------------------------------------------------------------------------------------------------	-------------	--

Contracts Data Only

Top 5 Prime Award Type of Contracts Used

1. Cost No Fee	\$19,088,084	
2. Firm Fixed Price	\$10,884,790	
3. Cost Plus Incentive	\$872,292	
4. Cost Plus Fixed Fee	\$0	
5. Order Dependent (Idv Only)	\$0	

Top 5 Prime Award Contractors

1. The Vanderbilt University	\$30,796,858	
------------------------------	--------------	--

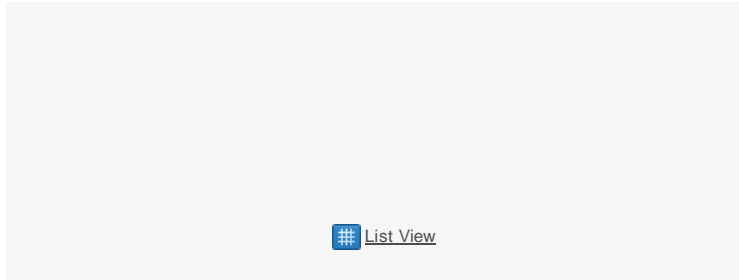
Top 5 Prime Award Products or Services Sold i

1. R&d- Defense System: Electronics/Communication Equipment (Applied Research/Exploratory Development)	\$9,755,274	
2. R&d- Medical: Biomedical (Applied Research/Exploratory Development)	\$7,982,351	
3. R&d- Defense Other: Other (Applied Research/Exploratory Development)	\$6,388,745	
4. Medical- Other	\$1,412,071	
5. Education/Training- Tuition/Registration/Membership Fees	\$1,324,553	

Top 5 Contract Sub-awardees

1. The Vanderbilt University	\$234,896	
------------------------------	-----------	--

Competition



[List View](#)

* Click on the pie chart slice or the corresponding legend text for Competed/Not Competed Dollars to drill down more into "Dollars by Competition Type"

Prime Awards Timeline

- Contracts
- Grants
- Direct Payments
- Insurance
- Loans and Guarantees
- Others

[List View](#)

**All Parent and Subsidiary Violations 2007-2012 contained in
Department of Labor enforcement data for Wage and Hour
Division and Occupational Safety and Health
Administration**

Occupational Safety and Health Administration (OSHA) Enforcement Data

InspectionID	CaseClosedDate	EstablishmentName	SumOfInitialPenalties	SumOfCurrentPenalties
314648262	2011-05-26	VANDERBILT UNIVERSITY MEDICAL CENTER	\$7,000.00	\$5,950.00
316489707	2012-06-12	VANDERBILT STALLWORTH REHABILITATION HOSPITAL LP	\$5,400.00	\$4,050.00
Total	2 violations		\$12,400.00	\$10,000.00

Wage and Hour Division (WHD) Compliance Action Data

case_id	trade_nm	legal_name	bw_atp_amt	ee_atp_cnt	findings_start_date	findings_end_date
1564591	Vanderbilt Police Department	Vanderbilt Police Department	\$845,705.41	106	3/1/2008	6/7/2010
1672080	Vanderbilt Stallworth Rehabilitation Center	HealthSouth	\$9,740.65	59	1/1/2012	10/1/2012
Total	2 violations		\$855,446.06	165		

Verizon Communications Inc.
(Verizon NY Inc.)

Verizon Communications Inc.

Name of Company Identified in SVEP Data: Verizon NY Inc.

Company Headquarters: New York City, New York

Industry: Telecommunications

Company Overview: Verizon Communications is an American corporation that provides broadband and telecommunications services and is the largest wireless carrier in the United States. The Company originated as Bell Atlantic in 1983 and today operates more than 1,900 retail locations nationwide and has more than 183,00 employees.

Total Federal Contract Dollars 2012: \$479.91 million

Main Contracting Agencies: Department of Defense, Department of Health and Human Services, and Department of Treasury.

Primary Nature of Federal Contracts: Verizon provides telecommunications services to federal government entities including the Department of Defense, Department of Health and Human Services, Department of Homeland Security, and General Services Administration.

Verizon NY Inc.

Following the September 14, 2011 electrocution death of an employee at a work site in Brooklyn, OSHA cited Verizon N.Y. Inc. for 10 alleged violations of workplace safety standards. A field technician working in an aerial lift bucket was installing steel suspension strands when he came in contact with an energized power line, and an inspection found that the employee and bucket were too close to the power line, the employee had not been adequately trained, and he lacked insulated gloves. OSHA cited three repeat violations for these conditions, as Verizon had been cited for similar hazards in 2007 following the death of a worker at a Providence, Rhode Island work site.



Search

Prime Award Advanced Search Sub-award Advanced Search

NOTE: You must click [here](#) for very important D&B information.

Prime Award Spending Data

FY 2012

Filters: **FY 2012** Contractor: **Verizon Communications INC.**

By Agency By Prime Awardee By Location

View: **Expanded Summary**

Jump to: [All Spending Data](#) | [Contracts Data Only](#) | [Assistance Data Only](#) |

Total Dollars: \$487,779,641	Number of Transactions: 16,449	Total Sub-Award Dollars: \$0	Number of Sub-Award Reports: 0
----------------------------------------	------------------------------------------	----------------------------------------	------------------------------------------

All Spending Data

VERIZON COMMUNICATIONS INC.

Top 5 Prime Award Recipient Locations (States)

1. Virginia	\$292,085,524	
2. New Jersey	\$178,126,129	
3. Florida	\$35,170,748	
4. District of Columbia	\$6,241,098	
5. Georgia	\$4,917,743	

Top 5 Prime Award Major Agencies

1. Department of Defense	\$274,783,192	
2. Department of Health and Human Services	\$44,241,672	
3. Department of Treasury	\$43,150,115	
4. Department of Homeland Security	\$29,021,310	
5. Department of Veterans Affairs	\$25,531,697	

Top 5 Prime Award Sub Agencies

1. Defense Information Systems Agency (Disa)	\$149,133,022	
2. Department of the Army	\$75,136,689	
3. Department of the Navy	\$41,503,831	
4. Internal Revenue Service	\$39,831,664	
5. Office of Asst Secretary for Health Except National Centers	\$26,376,501	

Top 10 Prime Awards in FY2012

1. Contract: Department of Health and Human Services HHSP233201000003U It and Telecom- Telecommunications and Transmission	\$29,000,000	
2. Contract: Department of Health and Human Services HHSP233201100177G It and Telecom- Telecommunications Network Management	\$11,998,556	
3. Contract: Department of Defense 4396 It and Telecom- Telecommunications Network Management	\$10,090,000	
4. Contract: Department of Homeland Security HSFEHQ12J0171 Adpe System Configuration	\$10,010,816	
5. Contract: Department of Treasury TIRNO10S000010010 It and Telecom- Telecommunications and Transmission	\$8,713,593	
6. Contract: General Services Administration GSI0010AA0086 It and Telecom- Telecommunications and Transmission	\$8,007,765	
7. Contract: Department of Justice DJJ11F2142 It and Telecom- Telecommunications Network Management	\$7,293,146	
8. Contract: Department of Defense W91LV209C0049 It and Telecom- Facility Operation and Maintenance	\$7,141,582	
9. Contract: Department of Treasury TIRNO10S000010010 It and Telecom- Telecommunications and Transmission	\$6,148,354	
10. Contract: Department of Defense C601 Miscellaneous Communication	\$6,000,000	

Contracts Data Only

Top 5 Prime Award Type of Contracts Used

1. Firm Fixed Price	\$369,682,451	
2. Fixed Price with Economic Price Adjustment	\$141,324,949	
3. Time and Materials	\$8,523,386	
4. Labor Hours	\$1,336,704	
5. Fixed Price Award Fee	\$1,258,892	

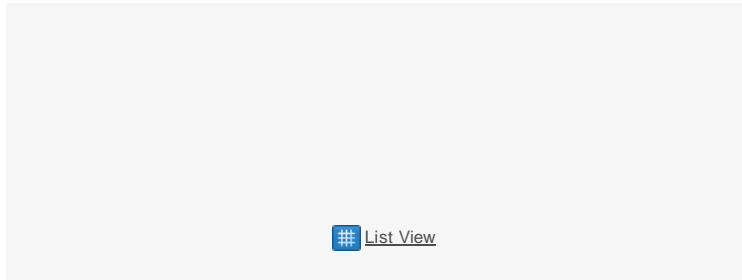
Top 5 Prime Award Contractors

1. Verizon Communications INC.	\$487,779,641	
2. Verizon Communications INC.	\$35,107,084	

Top 5 Prime Award Products or Services Sold i

1. It and Telecom- Telecommunications and Transmission	\$271,964,674	
2. It and Telecom- Other It and Telecommunications	\$42,406,285	
3. Telephone and-or Communications Ser	\$30,319,954	
4. It and Telecom- Telecommunications Network Management	\$28,388,094	
5. Miscellaneous Communication Equipment	\$27,234,500	

Competition



[List View](#)

* Click on the pie chart slice or the corresponding legend text for Competed/Not Competed Dollars to drill down more into "Dollars by Competition Type"

Prime Awards Timeline

- Contracts
- Grants
- Direct Payments
- Insurance
- Loans and Guarantees
- Others

[List View](#)

All prime award data as reported by agencies. The assistance prime award data includes agency submissions as of 11/21/2013 and the contracts prime award data includes procurement data downloaded from FPDS as of 11/22/2013. Please note that availability of DOD contracts prime award data is delayed by 90 days to protect operations tempo. All Sub-award data is based on

Warburg Pincus, LLC
(Rural/Metro Corporation)

Warburg Pincus, LLC

Legal Name of Company Identified in WHD Data: Rural/Metro Corporation

Company Headquarters: New York City, New York

Industry: Private Equity

Company Overview: Warburg Pincus is a private equity firm with approximately \$30 billion of assets under its management. Warburg Pincus owns the Rural/Metro Corporation a provider of private ambulance and fire protection services in 21 states.

Total Federal Contract Dollars 2012: \$4.1 million

Main Contracting Agencies: Department of Defense and Department of Veterans Affairs

Primary Nature of Federal Contracts: Department of Defense toiletries.

Rural/Metro Corporation

An investigation by the U.S. Department of Labor's Wage and Hour Division resulted in the payment of approximately \$1.1 million in back wages owed to 3,503 employees of Rural/Metro Corporation. The investigation found that the company failed to include total remuneration, including non-discretionary bonuses and other lump sum payments made pursuant to collective bargaining agreements, in the regular rate of pay when calculating overtime premiums, and used a "convenience punch" timekeeping system, resulting in failure to compensate paramedics and emergency medical technicians for work routinely performed prior to the employees' scheduled start of shift.



Search

Prime Award Advanced Search Sub-award Advanced Search

NOTE: You must click [here](#) for very important D&B information.

Prime Award Spending Data

[View Sub-award Data](#)

FY 2012

Filters: FY 2012 Contractor: [Warburg Pincus Llc](#)

By Agency By Prime Awardee By Location

View:

Jump to: [All Spending Data](#) | [Contracts Data Only](#) | [Assistance Data Only](#) | [Export](#)

Total Dollars: \$4,068,585	Number of Transactions: 52	Total Sub-Award Dollars: \$0	Number of Sub-Award Reports: 0
--------------------------------------	--------------------------------------	----------------------------------------	------------------------------------------

All Spending Data

WARBURG PINCUS LLC

Top 5 Prime Award Recipient Locations (States)

1. New York	\$3,430,674	
2. California	\$637,911	

Top 5 Prime Award Major Agencies

1. Department of Defense	\$3,264,168	
2. Department of Veterans Affairs	\$717,840	
3. Department of Health and Human Services	\$86,578	

Top 5 Prime Award Sub Agencies

1. Defense Commissary Agency (Deca)	\$3,031,117	
2. Department of Veterans Affairs	\$717,840	
3. Department of the Army	\$216,000	
4. Indian Health Service	\$86,578	
5. Department of the Navy	\$17,051	

Top 10 Prime Awards in FY2012

1. Contract: Department of Defense 1206 Perfumes, Toilet Preparations, and Powders	\$836,279	
2. Contract: Department of Defense 1209 Perfumes, Toilet Preparations, and Powders	\$782,720	
3. Contract: Department of Defense Perfumes, Toilet Preparations, and Powders	\$706,848	
4. Contract: Department of Defense 1203 Perfumes, Toilet Preparations, and Powders	\$705,270	
5. Contract: Department of Defense W91YTZ12C0013 Medical and Surgical Instruments, Equipment, and Supplies	\$216,000	
6. Contract: Department of Veterans Affairs VA25012P0503 Medical and Surgical Instruments, Equipment, and Supplies	\$150,454	
7. Contract: Department of Veterans Affairs VA24612P3661 Medical and Surgical Instruments, Equipment, and Supplies	\$133,953	
8. Contract: Department of Veterans Affairs VA25712P0255 Medical and Surgical Instruments, Equipment, and Supplies	\$96,000	
9. Contract: Department of Health and Human Services HHSI245201200287P Ophthalmic Instruments, Equipment, and Supplies	\$72,000	
10. Contract: Department of Veterans Affairs VA24812P3812 Medical and Surgical Instruments, Equipment, and Supplies	\$61,756	

Contracts Data Only

Top 5 Prime Award Type of Contracts Used

1. Firm Fixed Price	\$4,068,585	
2. Order Dependent (Idv Only)	\$0	
3. Fixed Price with Economic Price Adjustment	\$0	

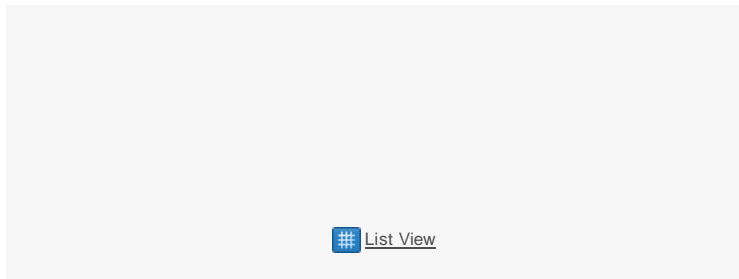
Top 5 Prime Award Contractors

1. Warburg Pincus Llc	\$4,068,585	
-----------------------	-------------	--

Top 5 Prime Award Products or Services Sold i

1. Perfumes, Toilet Preparations, and Powders	\$3,031,117	
2. Medical and Surgical Instruments, Equipment, and Supplies	\$871,050	
3. Ophthalmic Instruments, Equipment, and Supplies	\$141,768	
4. Maint/Repair/Rebuild of Equipment-Medical, Dental, and Veterinary Equipment and Supplies	\$24,650	
5. Drugs and Biologicals	\$0	

Competition



* Click on the pie chart slice or the corresponding legend text for Competed/Not Competed Dollars to drill down more into "Dollars by Competition Type"

Prime Awards Timeline

- Contracts
- Grants
- Direct Payments
- Insurance
- Loans and Guarantees
- Others

List View

All prime award data as reported by agencies. The assistance prime award data includes agency submissions as of 11/21/2013 and the contracts prime award data includes procurement data downloaded from FPDS as of 11/22/2013. Please note that availability of DOD contracts prime award data is delayed by 90 days to protect operations tempo. All sub-award data is based on prime award submissions from FSRS, for sub-contracts as of 11/21/2013 and for sub-grants as of 11/21/2013. For more information about the data, data sources, and data timeliness, please see [Learn](#).

The quality procurement data is maintained by the federal agencies by annual verification and validation of their data in FPDS. For more information on how the quality is maintained and what the government is doing in ensuring the quality please see [PDF](#).

**All Parent and Subsidiary Violations 2007-2012 contained in
Department of Labor enforcement data for Wage and Hour
Division and Occupational Safety and Health
Administration**

Occupational Safety and Health Administration (OSHA) Enforcement Data

InspectionID	CaseClosedDate	EstablishmentName	SumOfInitialPenalties	SumOfCurrentPenalties
Attributed to Warburg Pincus				
315994434	2012-08-11	RURAL/METRO OF CALIFORNIA, INC.	\$2,810.00	\$2,810.00
312938392	2009-06-26	RURAL METRO CORPORATION AZ	\$400.00	\$400.00
312713142	2009-06-29	RURAL METRO OF GREATER SEATTLE INC	\$105.00	\$105.00
Total	3 violations		\$3,315.00	\$3,315.00

Attributed to Other Entities in which Warburg Pincus Holds Investments

311522635		AMTEK OF LOUISIANA, INC.	\$43,800.00	\$15,000.00
315512541		KAMTEK, INC.	\$32,000.00	\$19,200.00
314573387		ARAMARK UNIFORM & CAREER APPAREL, L.L.C.	\$25,200.00	\$25,200.00
315116285	2012-05-09	LAREDO PETROLEUM, INC.	\$25,200.00	\$32,900.00
313893620	2010-03-18	ARAMARK FACILITY SERVICES, INC.	\$25,000.00	\$15,000.00
310486600	2008-03-04	ARAMARK UNIFORM SERVICES	\$23,300.00	\$18,750.00
315073361		ARAMARK UNIFORM SERVICE	\$23,000.00	\$23,000.00
334902582	2012-11-19	ARAMARK UNIFORM & CAREER APPAREL GROUP, LLC	\$19,550.00	\$9,000.00
120209564	2011-05-04	ARAMARK UNIFORM SERVICES INC	\$18,565.00	\$1,315.00
314001512	2010-03-08	ARAMARK CORPORATION	\$18,000.00	\$10,000.00
314505892		ARAMARK HEALTHCARE SUPPORT SERVICES, LLC	\$18,000.00	\$18,000.00
312664824	2011-10-29	CONSOLIDATED PRECISION PRODUCTS	\$18,000.00	\$14,400.00
316017607	2012-09-12	ARAMARK UNIFORM SERVICES	\$16,320.00	\$10,890.00
310032669	2007-10-29	BUILDERS FIRSTSOURCE OF JACKSONVILLE, INC.	\$14,275.00	\$7,000.00
312678261	2010-02-04	ARAMARK UNIFORM SERVICES	\$13,487.00	\$8,550.00
312314610	2011-02-08	CPP CONSOLIDATED PRECISION PRODUCTS CORP	\$13,305.00	\$5,700.00
312954084	2010-12-30	BUILDERS FIRSTSOURCE-RALEIGH, LLC	\$12,600.00	\$3,150.00
314838590	2011-01-04	BUILDERS FIRSTSOURCE - SOUTHEAST GROUP, LLC	\$11,050.00	\$11,050.00
310032420	2007-09-25	BUILDERS FIRSTSOURCE - FLORIDA, LLC	\$9,825.00	\$8,595.00
331083873	2012-01-09	ARAMARK CORPORATION	\$9,000.00	\$5,000.00
312933559	2010-04-07	ARAMARK CORRECTIONAL SVCS,LLC	\$7,200.00	\$4,320.00
315842328	2011-12-16	MAGNA COSMA INTERNATIONAL DBA KAMTEK, INC.	\$7,000.00	\$3,500.00
334893401	2012-11-02	ARAMARK AT BAYLOR	\$7,000.00	\$4,200.00
310591003	2007-08-30	ARAMARK	\$7,000.00	\$2,500.00
315480046	2011-11-07	ARAMARK FACILITY SERVICES, LLC	\$7,000.00	\$4,900.00
311597470	2008-06-27	BUILDERS FIRSTSOURCE- ATLANTIC GROUP, LLC	\$6,800.00	\$1,987.00
125873042	2008-02-14	ARAMARK SPORTS AND ENTERTAINMENT	\$6,750.00	\$450.00
310717459	2008-03-24	ARAMARK SPORTS AND ENTERTAINMENT SERVICES, LLC	\$6,375.00	\$4,475.00
311879761	2012-06-22	AMTEK, INC.	\$6,000.00	\$2,200.00
314858812		ARAMARK	\$5,655.00	\$5,655.00
316484815	2012-06-25	ARAMARK FACILITIES SERVICES, LLC	\$5,625.00	\$3,000.00
312615966	2010-02-24	ARAMARK CORPORATION	\$5,625.00	\$5,625.00
314383316	2010-08-23	ARAMARK	\$5,600.00	\$3,920.00
333300275	2012-08-29	ARAMARK UNIFORM SERVICES	\$5,500.00	\$4,500.00
314774845		AMTEK OF LOUISIANA, INC.	\$5,280.00	\$5,280.00
311919898	2009-09-10	ARAMARK UNIFORM SERVICES	\$5,100.00	\$3,825.00
314964420	2011-04-25	ARAMARK CORPORATION	\$5,000.00	\$5,000.00
312362387	2011-03-03	ARAMARK UNIFORM AND CAREER APPAREL LLC.	\$5,000.00	\$5,000.00
313850331	2010-03-24	ARAMARK HEALTHCARE	\$4,500.00	\$2,700.00
312108483	2010-02-12	ARAMARK OF FENWAY	\$4,500.00	\$2,250.00
313233918		ARAMARK	\$4,500.00	\$4,500.00
312891690	2010-06-26	ARAMARK EDUCATIONAL SERVICES, LLC	\$4,500.00	\$1,500.00

310528377	2007-01-26	ARAMARK UNIFORM SERVICES	\$4,500.00	\$2,700.00
316400811	2012-06-14	ARAMARK	\$4,500.00	\$2,250.00
314764549	2011-01-24	ARAMARK	\$4,500.00	\$4,500.00
335965984		ARAMARK	\$4,250.00	\$2,125.00
313359507	2010-12-20	NEW BREED LOGISTICS INC.	\$4,250.00	\$1,500.00
311790448	2008-10-21	ARAMARK UNIFORM SERVICE	\$4,125.00	\$2,062.50
309082469		AMTEK OF LOUISIANA, INC.	\$4,000.00	\$4,000.00
310901939	2007-06-28	ARAMARK REFRESHMENT SERVICES, INC.	\$3,750.00	\$2,625.00
309718765	2007-02-22	ARAMARK	\$3,750.00	\$1,500.00
313768293	2009-12-29	ARAMARK CORPORATION	\$3,500.00	\$1,750.00
311629471	2008-05-07	AVTECH CORP	\$3,500.00	\$3,500.00
310798897	2008-03-06	ARAMARK DISTRIBUTION SERVICE, INC.	\$3,400.00	\$2,380.00
315147538	2011-05-18	ARAMARK DINING	\$3,375.00	\$3,375.00
307506634	2010-09-16	DOYON/ARAMARK JOINT VENTURE	\$3,250.00	\$1,950.00
312848906	2009-10-16	ARAMARK CORRECTIONAL SERVICES INC.	\$3,000.00	\$1,800.00
313585663	2009-08-20	ARAMARK UNIFORM SERVICES (NORTH CAROLINA) LLC	\$2,780.00	\$1,180.00
311701304	2008-06-27	BUILDERS FIRSTSOURCE- ATLANTIC GROUP, LLC	\$2,550.00	\$1,275.00
314290115		AVTEC INC	\$2,450.00	\$2,450.00
311626451	2008-12-15	ARAMARK CORPORATION	\$2,275.00	\$2,275.00
312107618	2008-05-20	BUILDERS FIRSTSOURCE-ATLANTIC GROUP	\$2,275.00	\$1,700.00
316278563	2012-11-16	ARAMARK ENTERTAINMENT INC	\$2,250.00	\$2,250.00
314210444	2011-08-04	CROSSMARK INC.	\$2,250.00	\$2,250.00
310483771	2009-01-09	ARAMARK UNIFORM SERVICES	\$2,125.00	\$2,125.00
312563265	2009-08-31	BUILDERS FIRSTSOURCE	\$2,125.00	\$2,125.00
307164079	2008-02-02	ARAMARK	\$2,100.00	\$450.00
310248711	2008-08-25	AMTEK OF LOUISIANA, INC.	\$2,000.00	\$2,000.00
300792223	2009-03-19	PREMIER FOODS	\$1,950.00	\$960.00
310927868	2007-08-02	BUILDERS FIRSTSOURCE, INC	\$1,925.00	\$0.00
307501791	2007-06-29	DOYON-ARAMARK JOINT VENTURE	\$1,700.00	\$1,275.00
309255081	2007-04-11	BUILDERS FIRSTSOURCE	\$1,700.00	\$500.00
123935330	2008-09-10	ARAMARK	\$1,500.00	\$1,500.00
316031301	2011-11-08	THE LINDGREN GROUP DBA AVTEC FINISHING	\$1,500.00	\$1,050.00
312879869	2009-06-17	BUILDERS FIRSTSOURCE - RALEIGH, LLC	\$1,400.00	\$1,050.00
307503607	2008-08-20	DOYON/ARAMARK JOINT VENTURE	\$1,275.00	\$1,275.00
311211510	2011-10-31	ARAMARK CLEANROOM SERVICES PUERTO RICO INC	\$1,200.00	\$500.00
313823767	2010-01-11	ARAMARK UNIFORM SERVICES	\$1,200.00	\$780.00
313590481	2009-08-25	ARAMARK	\$1,200.00	\$840.00
311151948	2007-11-27	NEW BREED LOGISTICS INC	\$1,200.00	\$0.00
301993440	2007-01-09	AMTEK INC.	\$1,050.00	\$1,050.00
308868983	2008-02-04	AMTEK GEARS INC	\$1,000.00	\$1,000.00
311326524	2008-07-28	ARAMARK UNIFORM SERVICES	\$1,000.00	\$1,000.00
312006646	2010-02-18	CROSSMARK INC	\$1,000.00	\$400.00
311621080	2008-07-08	ARAMARK UNIFORM SERVICES (NORTH CAROLINA) LLC	\$875.00	\$875.00
307736579	2007-11-29	EUROFINS AVTECH	\$875.00	\$437.50
311943245	2008-05-20	BUILDERS FIRSTSOURCE-ATLANTIC GROUP, LLC	\$875.00	\$437.50
312449192	2009-01-16	BUILDERS FIRSTSOURCE-SOUTHEAST GROUP, LLC	\$750.00	\$563.00
310980743	2007-08-16	ARAMARK UNIFORM SERVICES INC	\$600.00	\$600.00
125254698	2011-01-05	ARAMARK CORPORATION	\$585.00	\$585.00
309896595	2008-10-23	ARAMARK CORPORATION	\$560.00	\$560.00
313419681	2010-11-01	ANTERO RESOURCES CORPORATION	\$525.00	\$525.00
309901916	2007-06-13	ARAMARK	\$465.00	\$465.00

311527543		AMTEK OF LOUISIANA INC	\$375.00	\$375.00
314861956		ARAMARK	\$375.00	\$375.00
125950725	2009-04-01	ARAMARK	\$375.00	\$0.00
312642754	2009-03-23	ARAMARK UNIFORM SERVICES INC	\$350.00	\$350.00
316572718	2012-08-13	ARAMARK MANAGEMENT, LLC - FACILITY 2147	\$300.00	\$300.00
310583349	2007-01-17	AVTEC FINISHING SYSTEMS, INC.	\$300.00	\$300.00
312356546	2009-08-20	ARAMARK SPORTS AND ENTERTAINMENT	\$280.00	\$280.00
314255225	2010-07-09	ARAMARK AVIATION SERVICES	\$250.00	\$250.00
312586332	2008-12-29	ARAMARK UNIFORM SERVICES INC	\$200.00	\$200.00
314613134	2011-08-05	ARAMARK SERVICES MANAGEMENT OF OREGON INC	\$195.00	\$195.00
315271908		ARAMARK UNIFORM & CAREER APPAREL GROUP INC.	\$185.00	\$150.00
Total	104 violations		\$630,912.00	\$422,087.50

Wage and Hour Division (WHD) Compliance Action Data

case_id	trade_nm	legal_name	bw_atp_amt	ee_atp_cnt	findings_start_date	findings_end_date
Attributed to Warburg Pincus						
1625356	Rural/Metro Corporation	Rural/Metro Corporation	\$1,109,696.83	3503	6/25/2009	6/24/2011
1508972	Rural/Metro of Greater Seattle	Rural/Metro of Greater Seattle, Inc.	\$79,988.55	277	10/1/2006	9/30/2008
1583973	San Diego Medical Services Enterprise LLC	Rural/Metro of San Diego, Inc.	\$28,196.38	149	12/4/2008	12/3/2010
1478688	Rural/Metro Medical Services	Lasalle Ambulance, Inc.	\$16,834.03	39	10/14/2005	8/3/2007
1484320	Rural/Metro Mid-South, LP	Rural/Metro, Incorporated	\$2,457.10	20	12/16/2006	7/13/2007
1510318	Rural/Metro Medical Services	Lasalle Ambulance, Inc.	\$271.76	4	8/11/2007	3/1/2008
1655852	Pridemark Paramedic Services	Rural Metro of Central Colorado	\$0.00	0	7/12/2012	9/11/2012
Total	7 violations		\$1,237,444.65	3992		

Attributed to Other Entities in which Warburg Pincus Holds Investments

1488220	Builders First Source	Builders First Source	\$12,716.86	123	9/20/2005	9/20/2007
1617705	Santander Consumer USA	Santander Consumer USA	\$2,500.00	1	2/21/2011	4/27/2011
1651138	Builders FirstSource-Atlantic Group, LLC	Builders FirstSource-Atlantic Group, LLC	\$0.00	0	6/1/2011	4/13/2012
1534591	Crossmark Inc	Crossmark, Inc.	\$0.00	0	7/1/2008	10/1/2009
1585564	The Neiman Marcus Group	The Neiman Marcus Group Inc.	\$0.00	0	8/25/2008	8/22/2010
1673499	Antero Resources Appalachian Corp	Antero Resources Appalachian Corporation	\$0.00	0	11/1/2010	10/31/2012
1567978	Santander Consumer USA	Santander Consumer USA, Inc.	\$0.00	0	3/31/2009	3/31/2011
1605176	Santander Consumer USA, Inc.	Santander Consumer USA, Inc.	\$0.00	0	12/6/2010	12/27/2010
1565010	New Breed Logistics	New Breed Logistics, Inc	\$0.00	0	8/24/2009	11/18/2010
Total	9 violations		\$15,216.86	124		